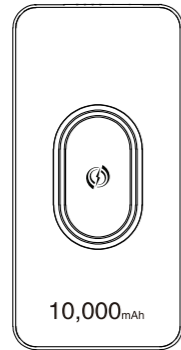


WX1710PDS Wireless Power Bank

User Manual



FCC STATEMENT

This device complies with Part 15 of the FCC Rules. Operation is subject to the following two conditions:

- (1) This device may not cause harmful interference, and
- (2) This device must accept any interference received, including interference that may cause undesired operation.

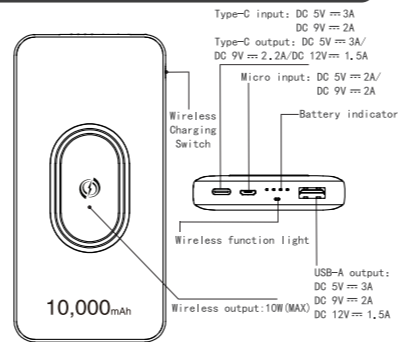
Warning: Changes or modifications not expressly approved by the party responsible for compliance could void the user's authority to operate the equipment.

NOTE: This equipment has been tested and found to comply with the limits for a Class B digital device, pursuant to Part 15 of the FCC Rules. These limits are designed to provide reasonable protection against harmful interference in a residential installation. This equipment generates uses and can radiate radio frequency energy and, if not installed and used in accordance with the instructions, may cause harmful interference to radio communications. However, there is no guarantee that interference will not occur in a particular installation. If this equipment does cause harmful interference to radio or television reception, which can be determined by turning the equipment off and on, the user is encouraged to try to correct the interference by one or more of the following

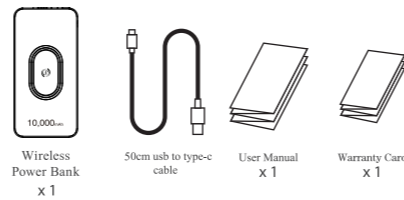
measures:
Reorient or relocate the receiving antenna.
Increase the separation between the equipment and receiver.
Connect the equipment into an outlet on a circuit different from that to which the receiver is connected.
Consult the dealer or an experienced radio/TV technician for help.

FCC Radiation Exposure Statement:
This equipment complies with FCC radiation exposure limits set forth for an uncontrolled environment. This equipment should be installed and operated with minimum distance 20cm between the radiator & your body.
The device cannot be wirelessly charged by hand.

Product Features



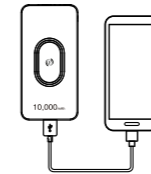
What's inside



Operating Instructions

Charging With Cable:

Use USB cable connect smartphone or other devices for charger.
Remark: The product including 1pcs USB to Type-c cable, other type of cables need to purchase.



Wireless Charging:

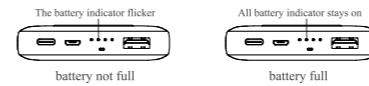
Click the Wireless Charging Switch, The yellow light will flicker three times and then the green light stays on. At this time, the wireless charging function has been turned on. Place the devices with wireless function on the center of the charging plate. When the green light flicker, it is charging. Long press the Wireless Charging Switch to turn off the wireless function.

Remark: When there is something foreign on the charging plate, it can affect the charging. The red light stays on, it is FOD.



Product Charging:

Use USB cable connect adapter for product charger. The battery indicator flashes in turn. It is working. All battery indicator stays on, it is charge full.
Remark: Both micro and type-c can support output.



Notes

- * This product supports 18W PD fast charging at most. If the charging device supports PD protocol, please use Type-c to Type-c cable.
- * This product supports QC3.0/Apple 2.4A/Huawei FCP/Samsung AFC/MTK PE+1.1 and other quick charge protocol. (Need use special cable to charge a part of fast charging protocol.)
- * This product can charge multiple devices at the same time, total output 18W at most.
- * This product supports 7.5W of Apple wireless quick charging.
- * The wireless charging function of this product is suitable for smartphone housing with thickness less than 3mm, the housing contains metal or magnetic material that may affect the wireless charging function.

Product Specifications :

Model: WX1710PDS
Colour: Red / Blue / Black
Battery Type: Polymer Battery
Capacity: 10000mAh/37wh
Micro Input: DC 5V-2A/DC 9V-2A
Type-c Input: DC 5V-3A/DC 9V-2A
Type-c Output: DC 5V-3A/DC 9V-2.2A/DC 12V-1.5A
USB-A Output: DC 5V-3A/DC 9V-2A/DC 12V-1.5A
Wireless Output: 10W(MAX)
Total Output: 18W(MAX)
Size: 148*73*16.5mm
Net Weight: 245g
Work Temperature: 0~45 C
Transmission Distance: 0~7mm