

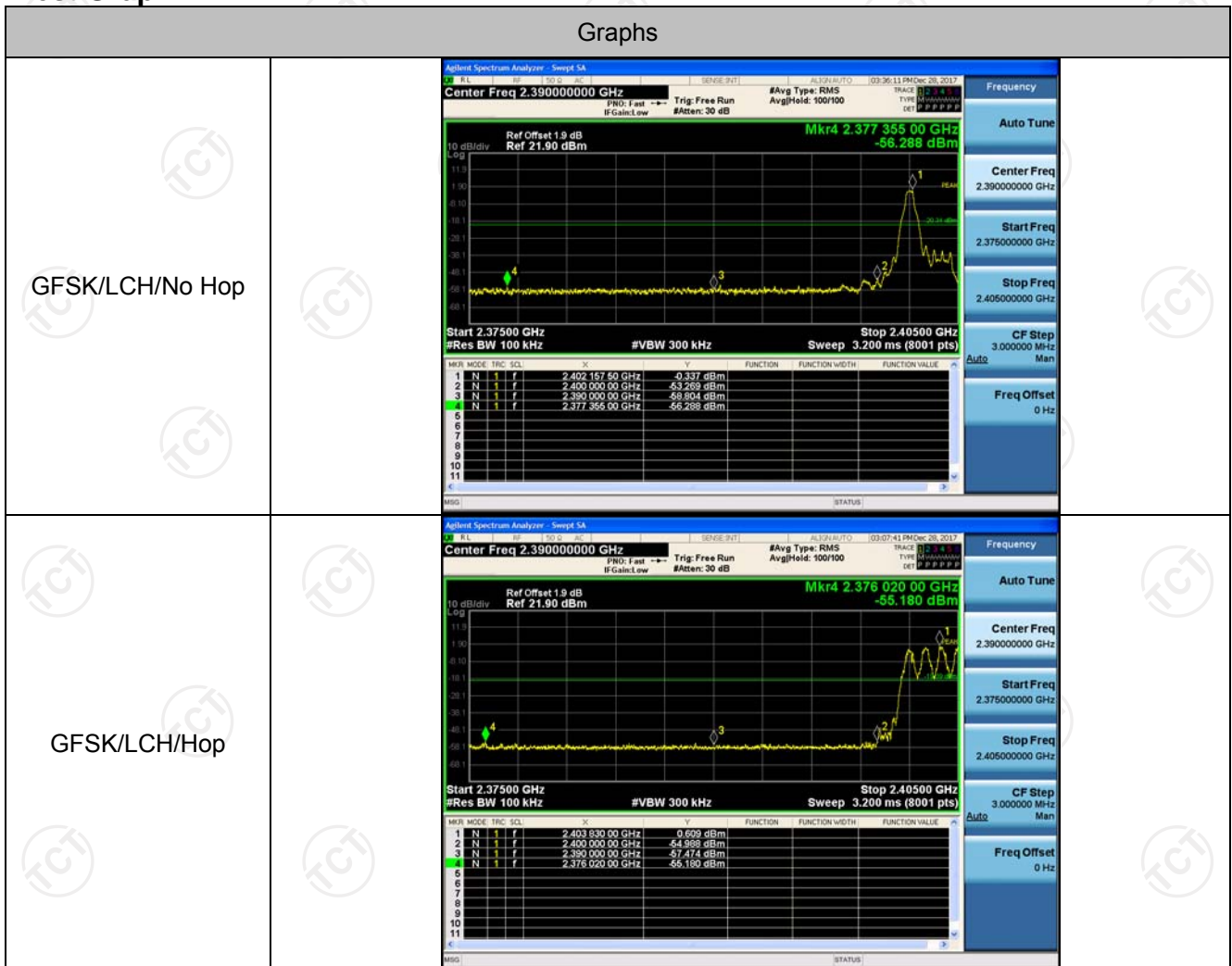
## Band-edge for RF Conducted Emissions

### Result Table

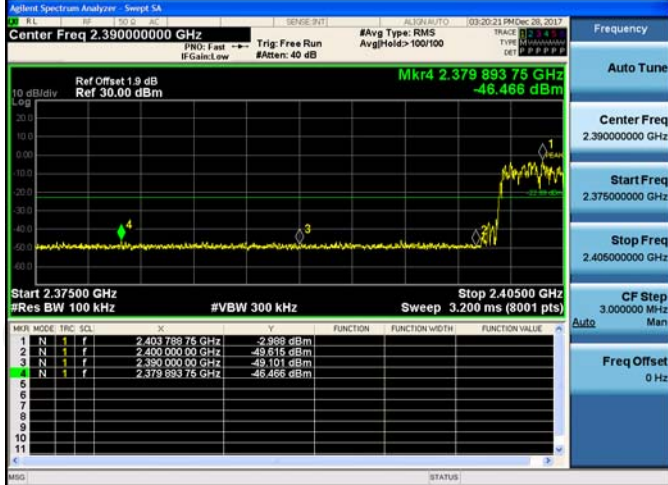
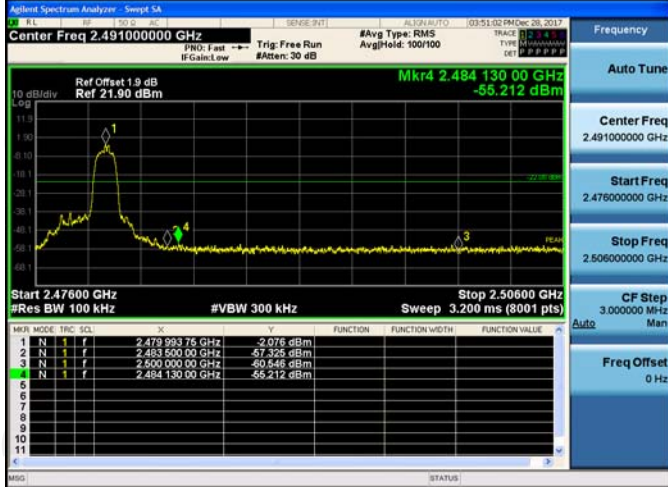

Mode	Channel	Carrier Frequency [MHz]	Carrier Power [dBm]	Frequency Hopping	Max Spurious Level [dBm]	Limit [dBm]	Verdict
GFSK	LCH	2402	-0.337	Off	-56.288	-20.34	PASS
			0.609	On	-55.180	-19.39	PASS
GFSK	HCH	2480	0.885	Off	-54.393	-19.12	PASS
			0.720	On	-53.460	-19.28	PASS
π/4DQPSK	LCH	2402	-3.682	Off	-56.065	-23.68	PASS
			-2.988	On	-46.466	-22.99	PASS
π/4DQPSK	HCH	2480	-2.076	Off	-55.212	-22.08	PASS
			0.308	On	-55.188	-19.69	PASS
8DPSK	LCH	2402	-0.342	Off	-56.758	-20.34	PASS
			0.074	On	-55.808	-19.93	PASS
8DPSK	HCH	2480	0.785	Off	-54.812	-19.22	PASS
			-0.414	On	-54.163	-20.41	PASS

### Test Graph

#### Graphs



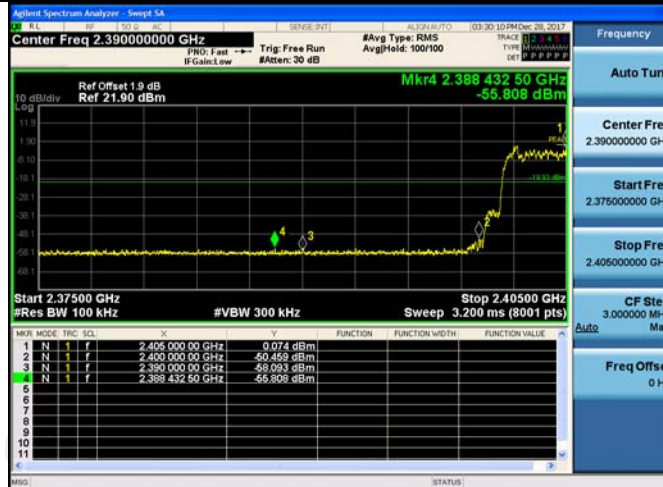
<p>GFSK/HCH/No Hop</p>	<p>Agilent Spectrum Analyzer - Swept SA</p> <p>Center Freq 2.491000000 GHz</p> <p>Ref Offset 1.9 dB Ref 21.90 dBm</p> <p>Mkr4 2.484 017 50 GHz -54.393 dBm</p> <p>Start 2.47600 GHz #Res BW 100 kHz</p> <p>#VBW 300 kHz Sweep 3.200 ms (8001 pts)</p> <table border="1"> <thead> <tr> <th>MNR</th> <th>MODE</th> <th>TRIG</th> <th>SCL</th> <th>X</th> <th>Y</th> <th>FUNCTION</th> <th>FUNCTION WIDTH</th> <th>FUNCTION VALUE</th> </tr> </thead> <tbody> <tr><td>1</td><td>N</td><td>1</td><td>f</td><td>2.480 156 00 GHz</td><td>0.886 dBm</td><td></td><td></td><td></td></tr> <tr><td>2</td><td>N</td><td>1</td><td>f</td><td>2.483 500 00 GHz</td><td>-58.314 dBm</td><td></td><td></td><td></td></tr> <tr><td>3</td><td>N</td><td>1</td><td>f</td><td>2.500 000 00 GHz</td><td>-58.492 dBm</td><td></td><td></td><td></td></tr> <tr><td>4</td><td>N</td><td>1</td><td>f</td><td>2.484 017 50 GHz</td><td>-54.393 dBm</td><td></td><td></td><td></td></tr> </tbody> </table>	MNR	MODE	TRIG	SCL	X	Y	FUNCTION	FUNCTION WIDTH	FUNCTION VALUE	1	N	1	f	2.480 156 00 GHz	0.886 dBm				2	N	1	f	2.483 500 00 GHz	-58.314 dBm				3	N	1	f	2.500 000 00 GHz	-58.492 dBm				4	N	1	f	2.484 017 50 GHz	-54.393 dBm			
MNR	MODE	TRIG	SCL	X	Y	FUNCTION	FUNCTION WIDTH	FUNCTION VALUE																																						
1	N	1	f	2.480 156 00 GHz	0.886 dBm																																									
2	N	1	f	2.483 500 00 GHz	-58.314 dBm																																									
3	N	1	f	2.500 000 00 GHz	-58.492 dBm																																									
4	N	1	f	2.484 017 50 GHz	-54.393 dBm																																									
<p>GFSK/HCH/Hop</p>	<p>Agilent Spectrum Analyzer - Swept SA</p> <p>Center Freq 2.491000000 GHz</p> <p>Ref Offset 1.9 dB Ref 21.90 dBm</p> <p>Mkr4 2.497 945 00 GHz -53.460 dBm</p> <p>Start 2.47600 GHz #Res BW 100 kHz</p> <p>#VBW 300 kHz Sweep 3.200 ms (8001 pts)</p> <table border="1"> <thead> <tr> <th>MNR</th> <th>MODE</th> <th>TRIG</th> <th>SCL</th> <th>X</th> <th>Y</th> <th>FUNCTION</th> <th>FUNCTION WIDTH</th> <th>FUNCTION VALUE</th> </tr> </thead> <tbody> <tr><td>1</td><td>N</td><td>1</td><td>f</td><td>2.490 005 00 GHz</td><td>0.720 dBm</td><td></td><td></td><td></td></tr> <tr><td>2</td><td>N</td><td>1</td><td>f</td><td>2.483 500 00 GHz</td><td>-58.693 dBm</td><td></td><td></td><td></td></tr> <tr><td>3</td><td>N</td><td>1</td><td>f</td><td>2.500 000 00 GHz</td><td>-57.177 dBm</td><td></td><td></td><td></td></tr> <tr><td>4</td><td>N</td><td>1</td><td>f</td><td>2.497 945 00 GHz</td><td>-53.460 dBm</td><td></td><td></td><td></td></tr> </tbody> </table>	MNR	MODE	TRIG	SCL	X	Y	FUNCTION	FUNCTION WIDTH	FUNCTION VALUE	1	N	1	f	2.490 005 00 GHz	0.720 dBm				2	N	1	f	2.483 500 00 GHz	-58.693 dBm				3	N	1	f	2.500 000 00 GHz	-57.177 dBm				4	N	1	f	2.497 945 00 GHz	-53.460 dBm			
MNR	MODE	TRIG	SCL	X	Y	FUNCTION	FUNCTION WIDTH	FUNCTION VALUE																																						
1	N	1	f	2.490 005 00 GHz	0.720 dBm																																									
2	N	1	f	2.483 500 00 GHz	-58.693 dBm																																									
3	N	1	f	2.500 000 00 GHz	-57.177 dBm																																									
4	N	1	f	2.497 945 00 GHz	-53.460 dBm																																									
<p><math>\pi/4</math>DQPSK/LCH/No Hop</p>	<p>Agilent Spectrum Analyzer - Swept SA</p> <p>Center Freq 2.390000000 GHz</p> <p>Ref Offset 1.9 dB Ref 21.90 dBm</p> <p>Mkr4 2.382 983 75 GHz -56.065 dBm</p> <p>Start 2.37500 GHz #Res BW 100 kHz</p> <p>#VBW 300 kHz Sweep 3.200 ms (8001 pts)</p> <table border="1"> <thead> <tr> <th>MNR</th> <th>MODE</th> <th>TRIG</th> <th>SCL</th> <th>X</th> <th>Y</th> <th>FUNCTION</th> <th>FUNCTION WIDTH</th> <th>FUNCTION VALUE</th> </tr> </thead> <tbody> <tr><td>1</td><td>N</td><td>1</td><td>f</td><td>2.402 150 00 GHz</td><td>3.692 dBm</td><td></td><td></td><td></td></tr> <tr><td>2</td><td>N</td><td>1</td><td>f</td><td>2.400 000 00 GHz</td><td>-53.131 dBm</td><td></td><td></td><td></td></tr> <tr><td>3</td><td>N</td><td>1</td><td>f</td><td>2.390 000 00 GHz</td><td>-58.189 dBm</td><td></td><td></td><td></td></tr> <tr><td>4</td><td>N</td><td>1</td><td>f</td><td>2.382 983 75 GHz</td><td>-56.065 dBm</td><td></td><td></td><td></td></tr> </tbody> </table>	MNR	MODE	TRIG	SCL	X	Y	FUNCTION	FUNCTION WIDTH	FUNCTION VALUE	1	N	1	f	2.402 150 00 GHz	3.692 dBm				2	N	1	f	2.400 000 00 GHz	-53.131 dBm				3	N	1	f	2.390 000 00 GHz	-58.189 dBm				4	N	1	f	2.382 983 75 GHz	-56.065 dBm			
MNR	MODE	TRIG	SCL	X	Y	FUNCTION	FUNCTION WIDTH	FUNCTION VALUE																																						
1	N	1	f	2.402 150 00 GHz	3.692 dBm																																									
2	N	1	f	2.400 000 00 GHz	-53.131 dBm																																									
3	N	1	f	2.390 000 00 GHz	-58.189 dBm																																									
4	N	1	f	2.382 983 75 GHz	-56.065 dBm																																									

<p><math>\pi/4</math>DQPSK/LCH/Hop</p>	 <p>Agilent Spectrum Analyzer - Swept SA</p> <p>Center Freq 2.39000000 GHz</p> <p>Ref Offset 1.9 dB Ref 30.00 dBm</p> <p>Mkr4 2.379 893 75 GHz -46.466 dBm</p> <p>Start 2.37500 GHz #Res BW 100 kHz #VBW 300 kHz Stop 2.40500 GHz Sweep 3.200 ms (8001 pts)</p> <table border="1"> <thead> <tr> <th>MNR</th> <th>MODE</th> <th>TRIG</th> <th>SCL</th> <th>X</th> <th>Y</th> <th>FUNCTION</th> <th>FUNCTION WIDTH</th> <th>FUNCTION VALUE</th> </tr> </thead> <tbody> <tr> <td>1</td> <td>N</td> <td>1</td> <td>f</td> <td>2.403 788 76 GHz</td> <td>-2.988 dBm</td> <td></td> <td></td> <td></td> </tr> <tr> <td>2</td> <td>N</td> <td>1</td> <td>f</td> <td>2.400 000 00 GHz</td> <td>-49.615 dBm</td> <td></td> <td></td> <td></td> </tr> <tr> <td>3</td> <td>N</td> <td>1</td> <td>f</td> <td>2.390 000 00 GHz</td> <td>-49.101 dBm</td> <td></td> <td></td> <td></td> </tr> <tr> <td>4</td> <td>N</td> <td>1</td> <td>f</td> <td>2.379 893 75 GHz</td> <td>-46.466 dBm</td> <td></td> <td></td> <td></td> </tr> </tbody> </table>	MNR	MODE	TRIG	SCL	X	Y	FUNCTION	FUNCTION WIDTH	FUNCTION VALUE	1	N	1	f	2.403 788 76 GHz	-2.988 dBm				2	N	1	f	2.400 000 00 GHz	-49.615 dBm				3	N	1	f	2.390 000 00 GHz	-49.101 dBm				4	N	1	f	2.379 893 75 GHz	-46.466 dBm			
MNR	MODE	TRIG	SCL	X	Y	FUNCTION	FUNCTION WIDTH	FUNCTION VALUE																																						
1	N	1	f	2.403 788 76 GHz	-2.988 dBm																																									
2	N	1	f	2.400 000 00 GHz	-49.615 dBm																																									
3	N	1	f	2.390 000 00 GHz	-49.101 dBm																																									
4	N	1	f	2.379 893 75 GHz	-46.466 dBm																																									
<p><math>\pi/4</math>DQPSK/HCH/No Hop</p>	 <p>Agilent Spectrum Analyzer - Swept SA</p> <p>Center Freq 2.49100000 GHz</p> <p>Ref Offset 1.9 dB Ref 21.90 dBm</p> <p>Mkr4 2.484 130 00 GHz -55.212 dBm</p> <p>Start 2.47600 GHz #Res BW 100 kHz #VBW 300 kHz Stop 2.50600 GHz Sweep 3.200 ms (8001 pts)</p> <table border="1"> <thead> <tr> <th>MNR</th> <th>MODE</th> <th>TRIG</th> <th>SCL</th> <th>X</th> <th>Y</th> <th>FUNCTION</th> <th>FUNCTION WIDTH</th> <th>FUNCTION VALUE</th> </tr> </thead> <tbody> <tr> <td>1</td> <td>N</td> <td>1</td> <td>f</td> <td>2.479 993 76 GHz</td> <td>-2.076 dBm</td> <td></td> <td></td> <td></td> </tr> <tr> <td>2</td> <td>N</td> <td>1</td> <td>f</td> <td>2.483 500 00 GHz</td> <td>-57.526 dBm</td> <td></td> <td></td> <td></td> </tr> <tr> <td>3</td> <td>N</td> <td>1</td> <td>f</td> <td>2.500 000 00 GHz</td> <td>-60.546 dBm</td> <td></td> <td></td> <td></td> </tr> <tr> <td>4</td> <td>N</td> <td>1</td> <td>f</td> <td>2.484 130 00 GHz</td> <td>-55.212 dBm</td> <td></td> <td></td> <td></td> </tr> </tbody> </table>	MNR	MODE	TRIG	SCL	X	Y	FUNCTION	FUNCTION WIDTH	FUNCTION VALUE	1	N	1	f	2.479 993 76 GHz	-2.076 dBm				2	N	1	f	2.483 500 00 GHz	-57.526 dBm				3	N	1	f	2.500 000 00 GHz	-60.546 dBm				4	N	1	f	2.484 130 00 GHz	-55.212 dBm			
MNR	MODE	TRIG	SCL	X	Y	FUNCTION	FUNCTION WIDTH	FUNCTION VALUE																																						
1	N	1	f	2.479 993 76 GHz	-2.076 dBm																																									
2	N	1	f	2.483 500 00 GHz	-57.526 dBm																																									
3	N	1	f	2.500 000 00 GHz	-60.546 dBm																																									
4	N	1	f	2.484 130 00 GHz	-55.212 dBm																																									
<p><math>\pi/4</math>DQPSK/HCH/Hop</p>	 <p>Agilent Spectrum Analyzer - Swept SA</p> <p>Center Freq 2.49100000 GHz</p> <p>Ref Offset 1.9 dB Ref 21.90 dBm</p> <p>Mkr4 2.488 101 25 GHz -55.188 dBm</p> <p>Start 2.47600 GHz #Res BW 100 kHz #VBW 300 kHz Stop 2.50600 GHz Sweep 3.200 ms (8001 pts)</p> <table border="1"> <thead> <tr> <th>MNR</th> <th>MODE</th> <th>TRIG</th> <th>SCL</th> <th>X</th> <th>Y</th> <th>FUNCTION</th> <th>FUNCTION WIDTH</th> <th>FUNCTION VALUE</th> </tr> </thead> <tbody> <tr> <td>1</td> <td>N</td> <td>1</td> <td>f</td> <td>2.479 993 76 GHz</td> <td>0.200 dBm</td> <td></td> <td></td> <td></td> </tr> <tr> <td>2</td> <td>N</td> <td>1</td> <td>f</td> <td>2.483 500 00 GHz</td> <td>-56.469 dBm</td> <td></td> <td></td> <td></td> </tr> <tr> <td>3</td> <td>N</td> <td>1</td> <td>f</td> <td>2.500 000 00 GHz</td> <td>-58.218 dBm</td> <td></td> <td></td> <td></td> </tr> <tr> <td>4</td> <td>N</td> <td>1</td> <td>f</td> <td>2.488 101 25 GHz</td> <td>-55.188 dBm</td> <td></td> <td></td> <td></td> </tr> </tbody> </table>	MNR	MODE	TRIG	SCL	X	Y	FUNCTION	FUNCTION WIDTH	FUNCTION VALUE	1	N	1	f	2.479 993 76 GHz	0.200 dBm				2	N	1	f	2.483 500 00 GHz	-56.469 dBm				3	N	1	f	2.500 000 00 GHz	-58.218 dBm				4	N	1	f	2.488 101 25 GHz	-55.188 dBm			
MNR	MODE	TRIG	SCL	X	Y	FUNCTION	FUNCTION WIDTH	FUNCTION VALUE																																						
1	N	1	f	2.479 993 76 GHz	0.200 dBm																																									
2	N	1	f	2.483 500 00 GHz	-56.469 dBm																																									
3	N	1	f	2.500 000 00 GHz	-58.218 dBm																																									
4	N	1	f	2.488 101 25 GHz	-55.188 dBm																																									

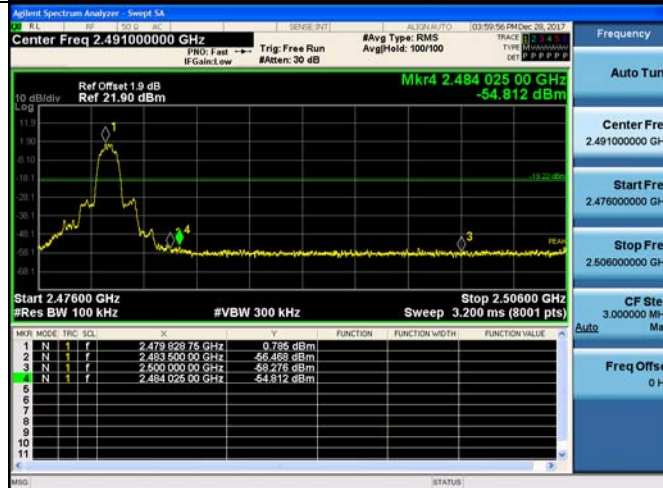
8DPSK/LCH/No Hop



8DPSK/LCH/Hop



8DPSK/HCH/No Hop



8DPSK/HCH/Hop

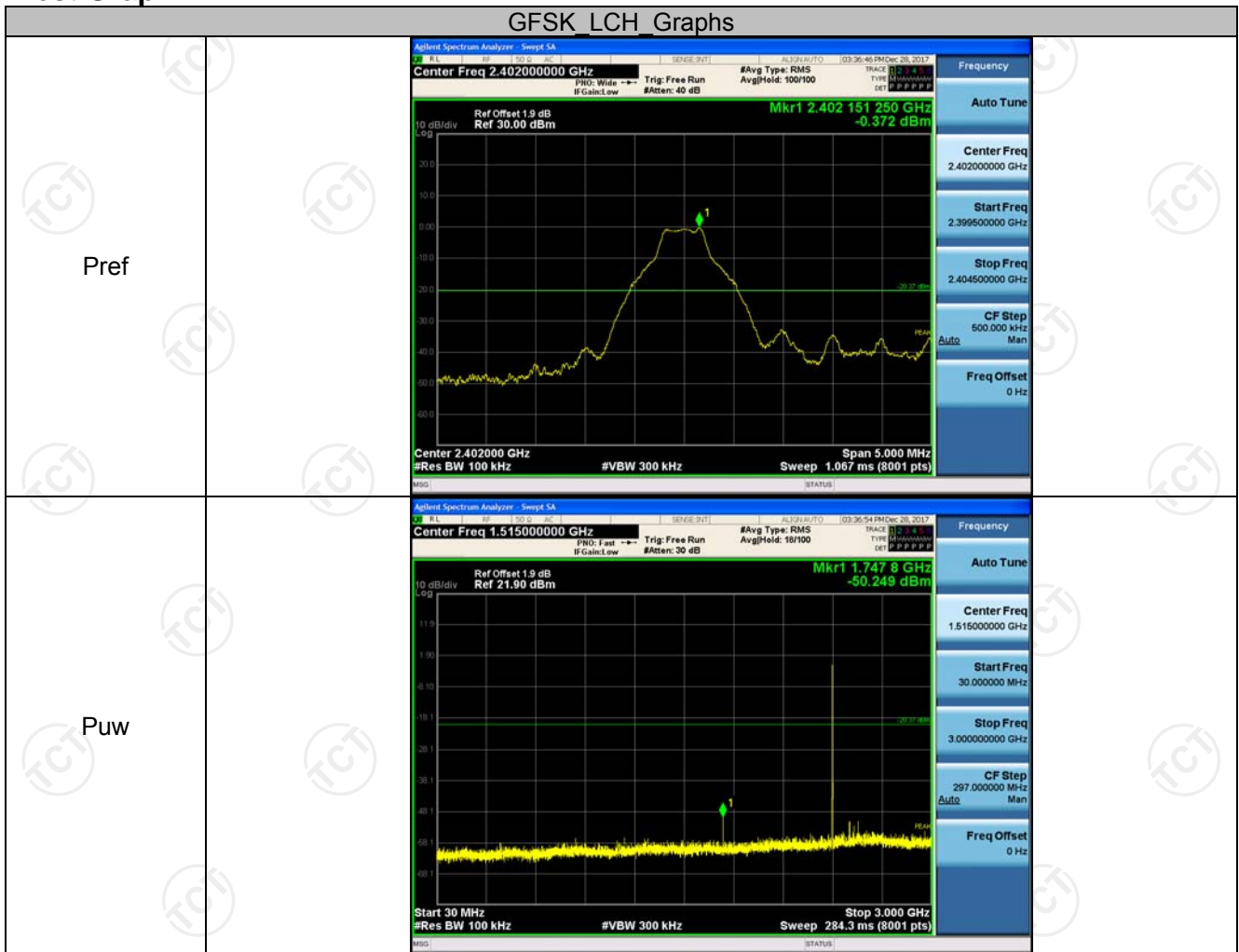


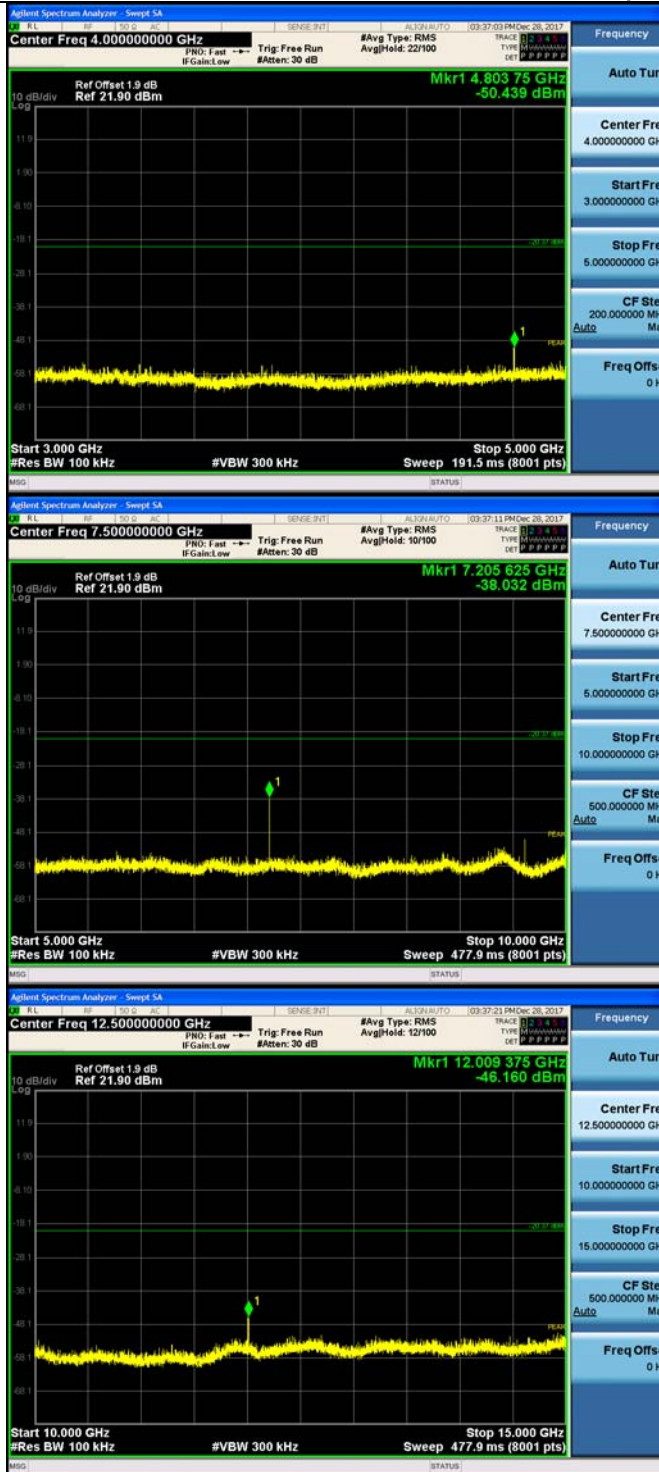
## RF Conducted Spurious Emissions

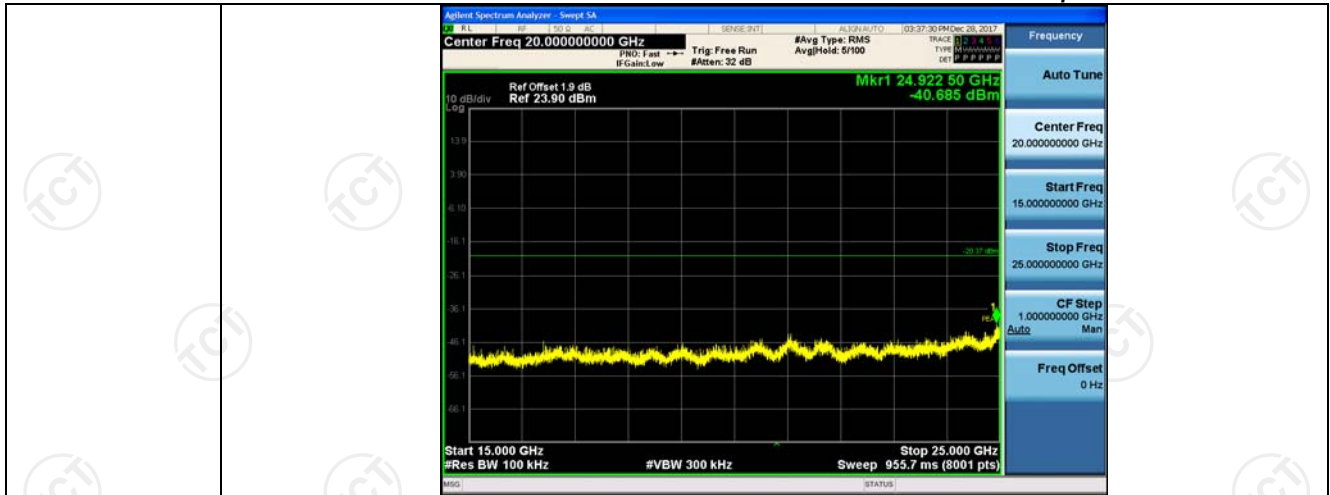
### Result Table

Mode	Channel	Pref [dBm]	Puw [dBm]	Verdict
GFSK	LCH	-0.372	<Limit	PASS
GFSK	MCH	1.067	<Limit	PASS
GFSK	HCH	0.765	<Limit	PASS
$\pi/4$ DQPSK	LCH	-4.15	<Limit	PASS
$\pi/4$ DQPSK	MCH	-1.463	<Limit	PASS
$\pi/4$ DQPSK	HCH	-2.331	<Limit	PASS
8DPSK	LCH	-0.405	<Limit	PASS
8DPSK	MCH	1.087	<Limit	PASS
8DPSK	HCH	0.531	<Limit	PASS

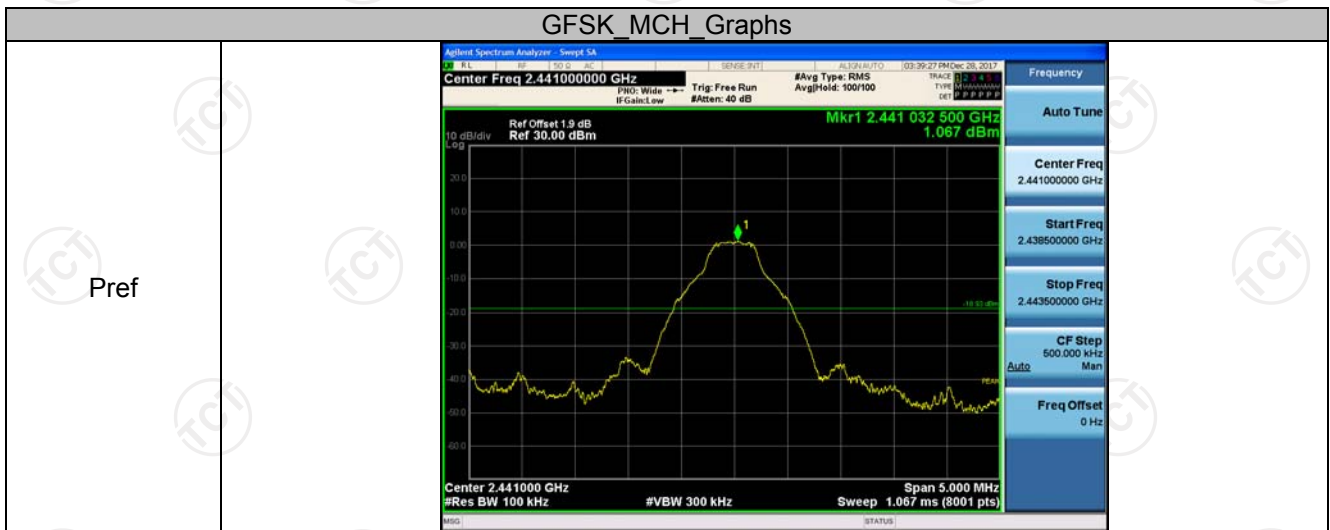
### Test Graph



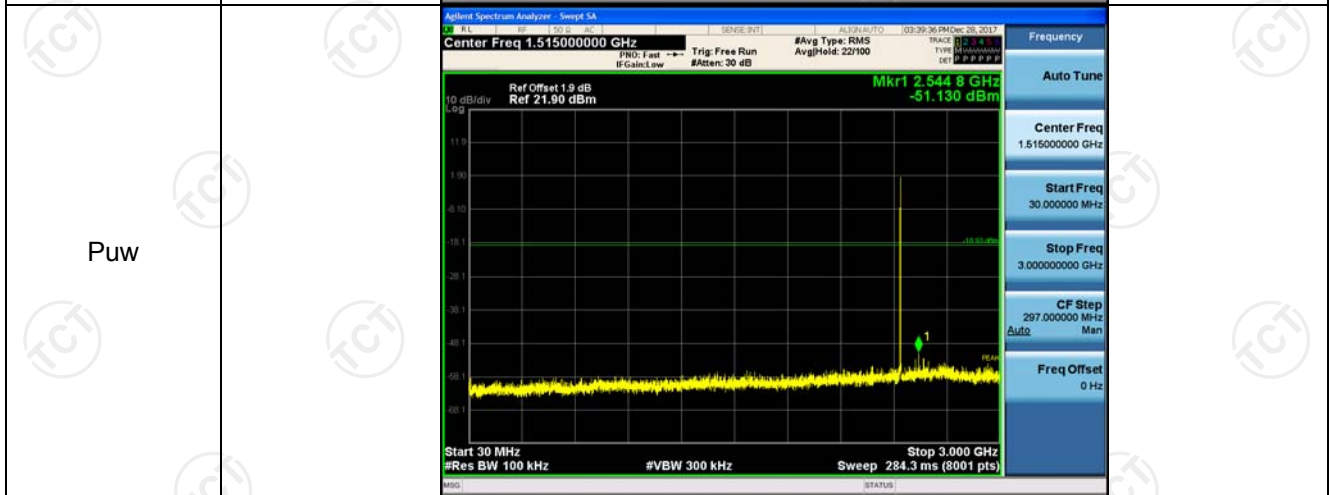




## GFSK MCH Graphs

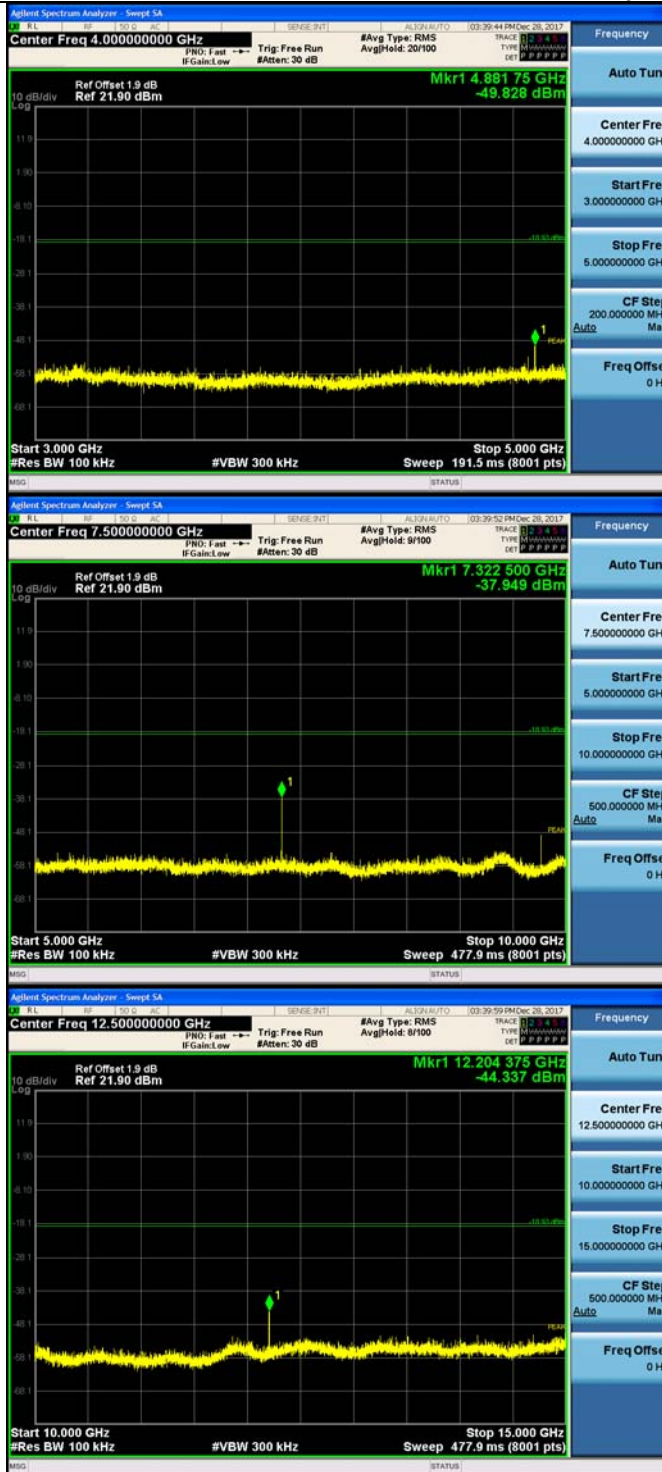


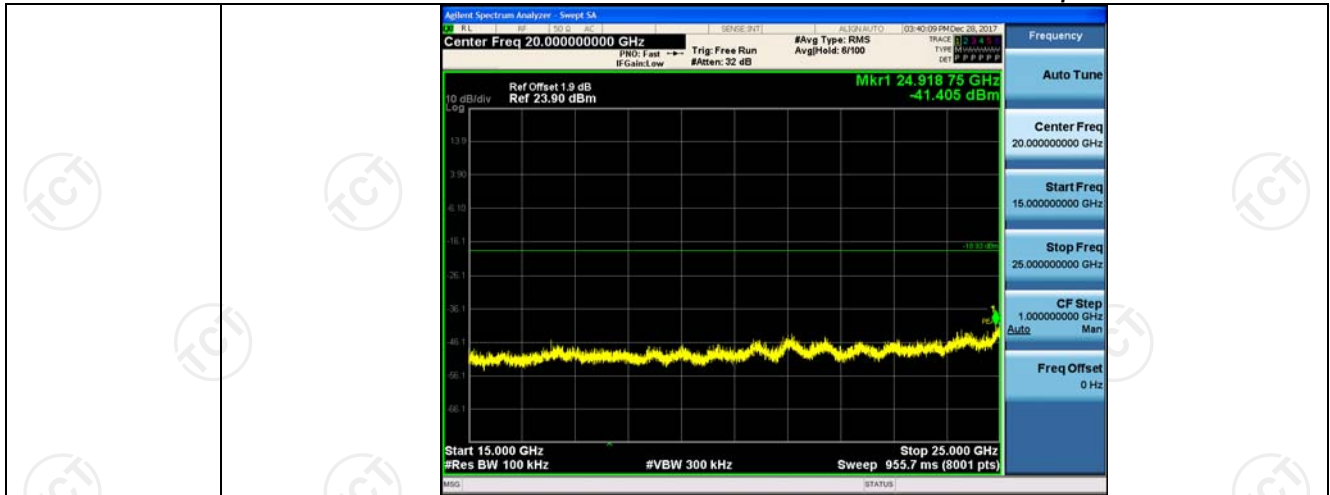
Pref



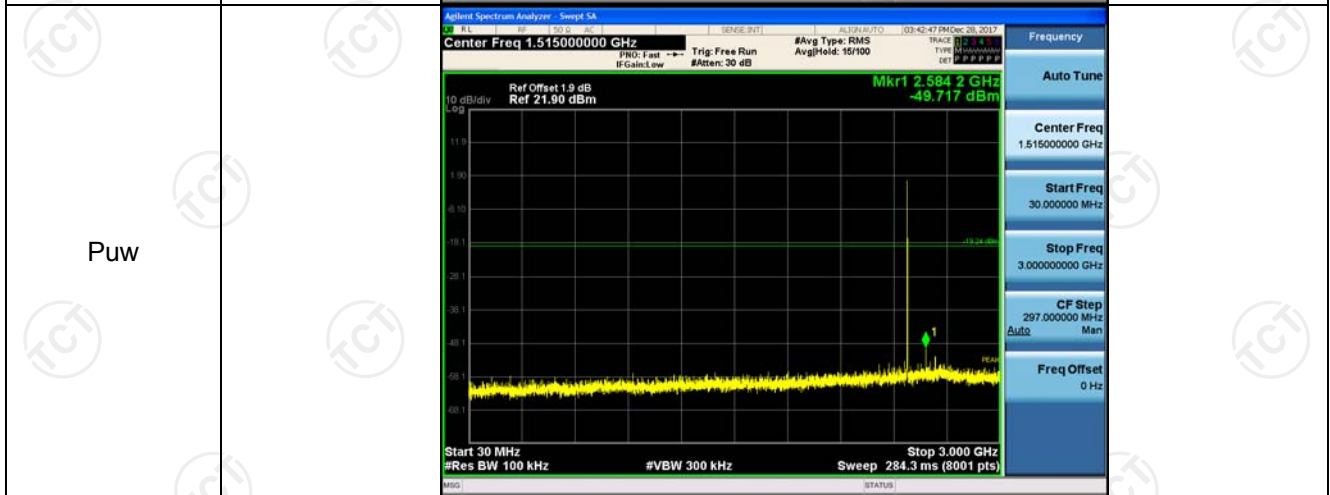
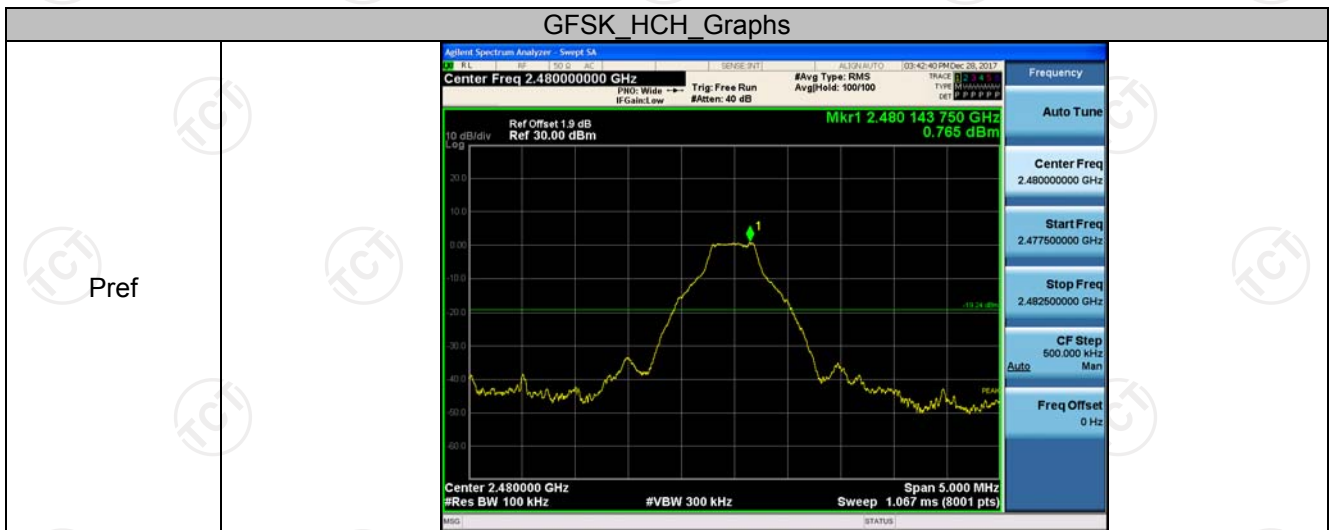
Puw

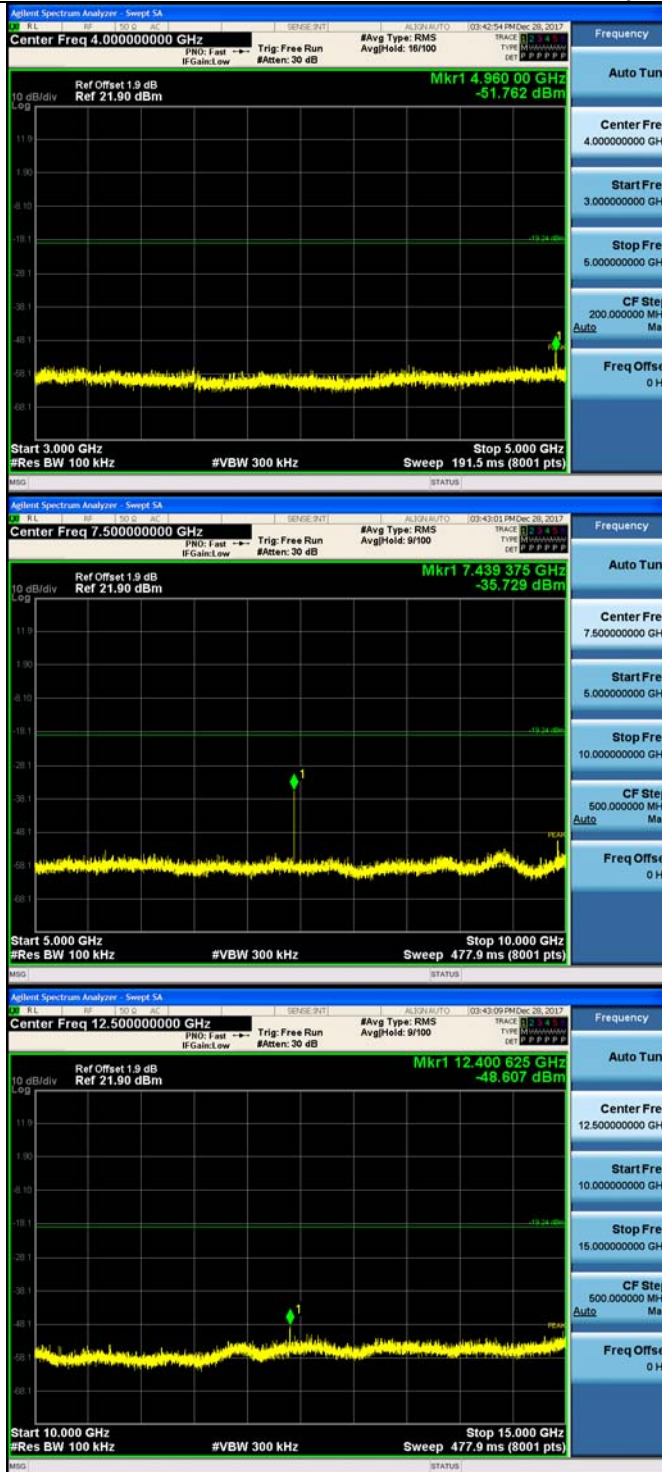


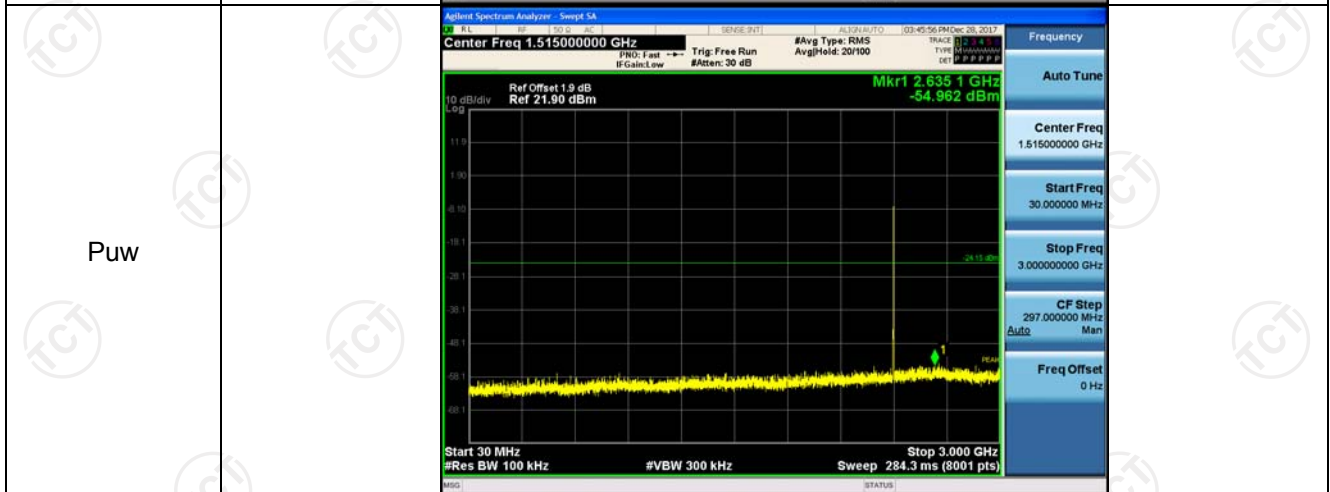
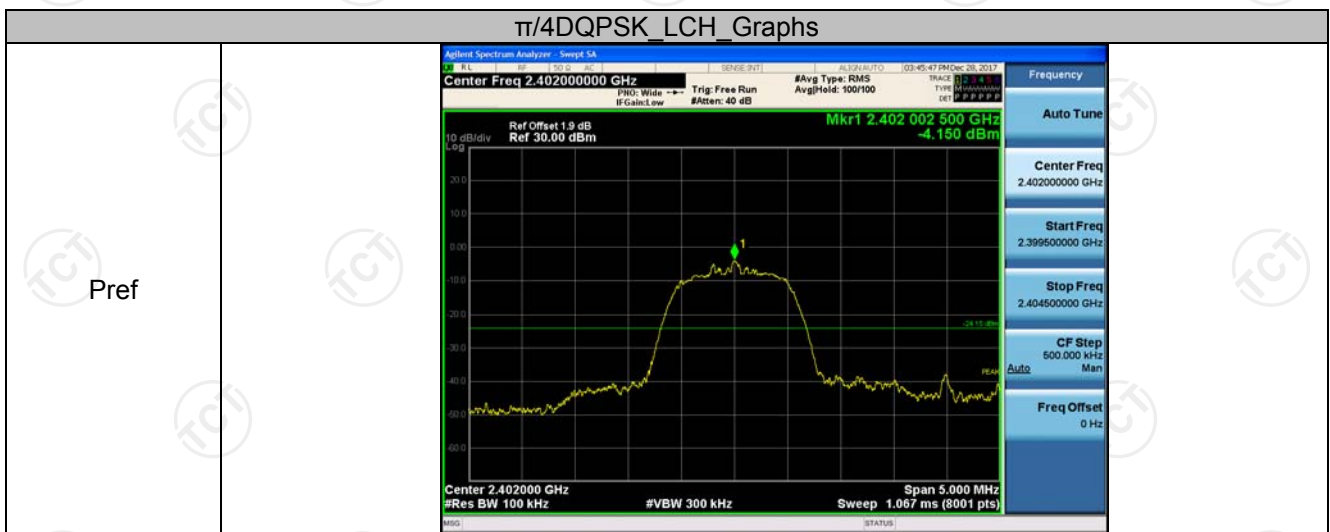
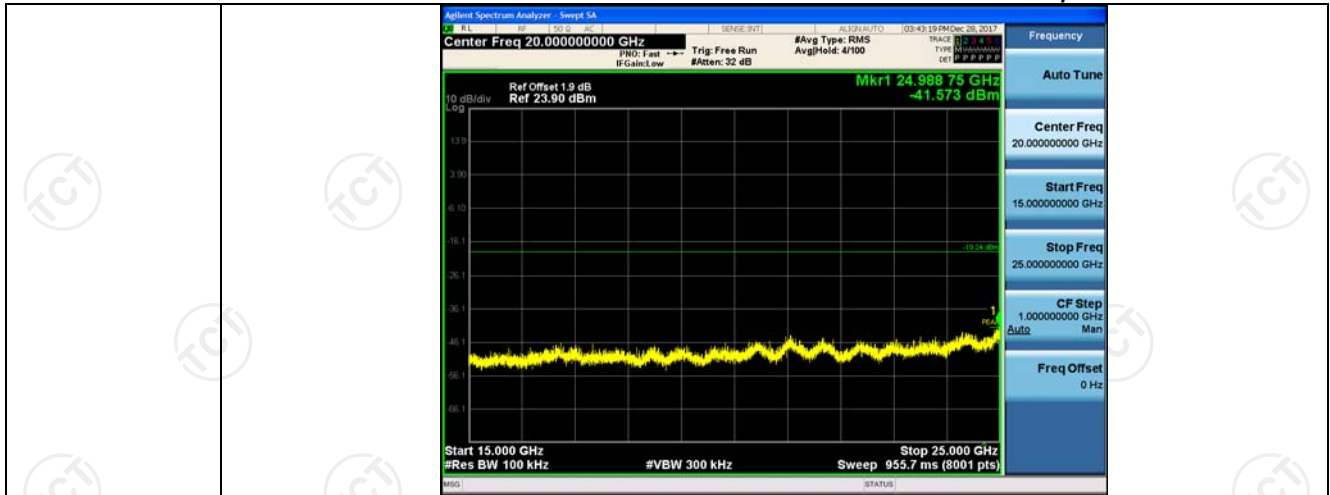


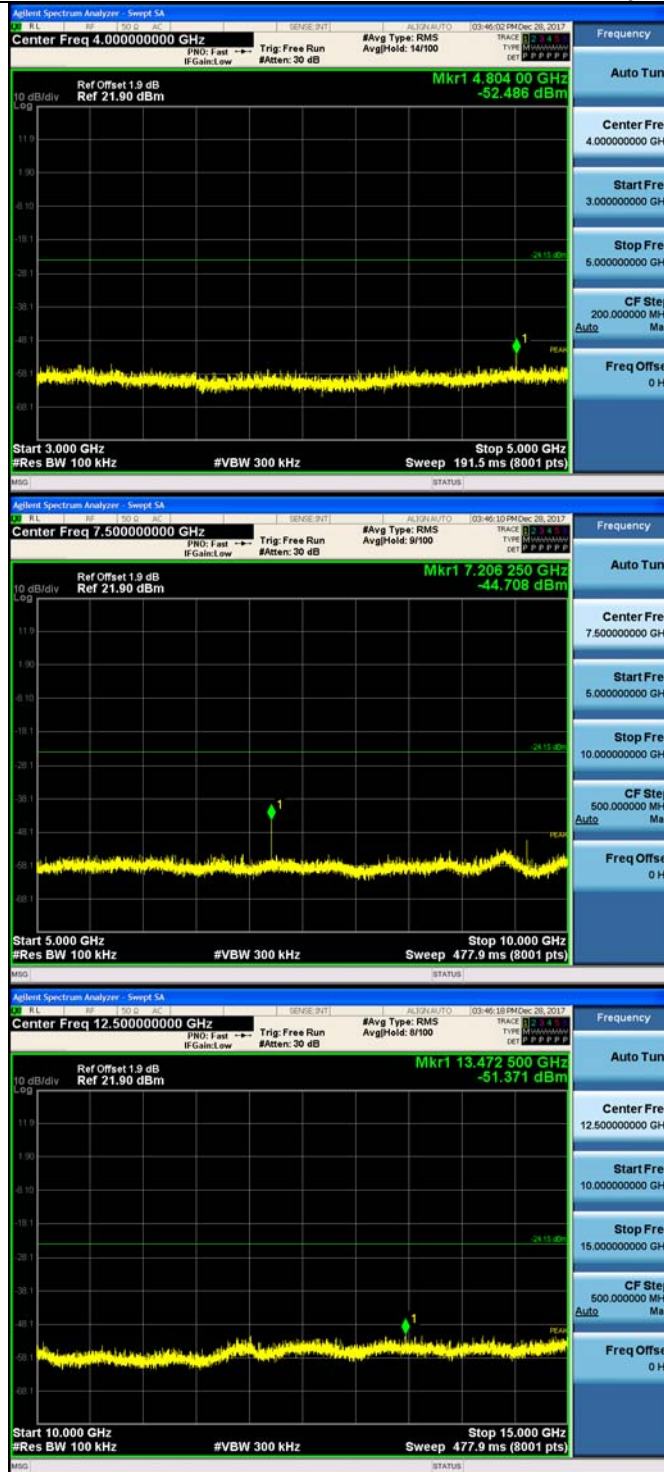


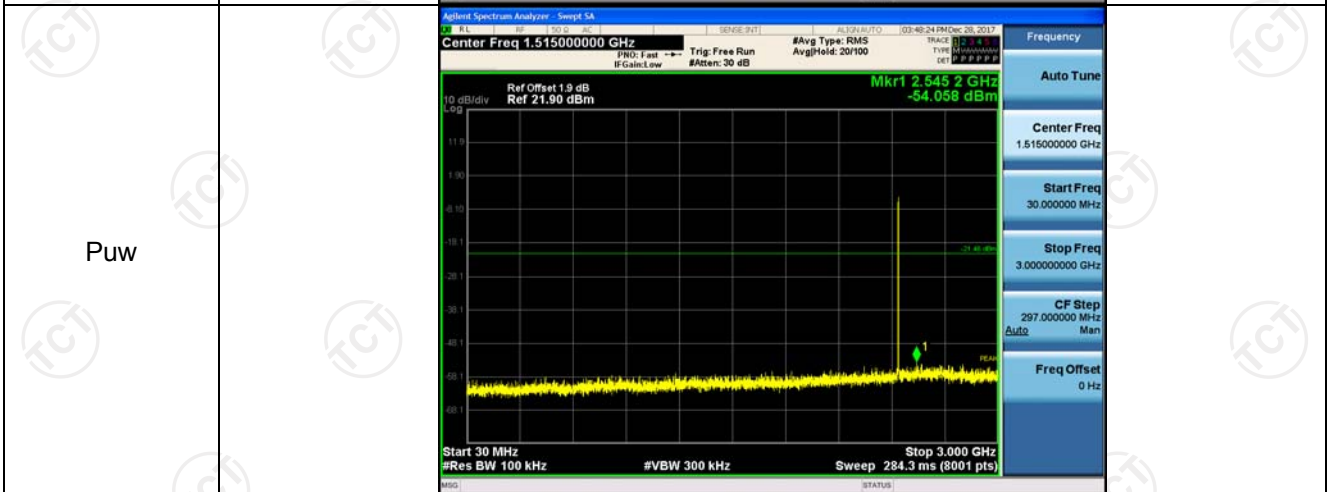
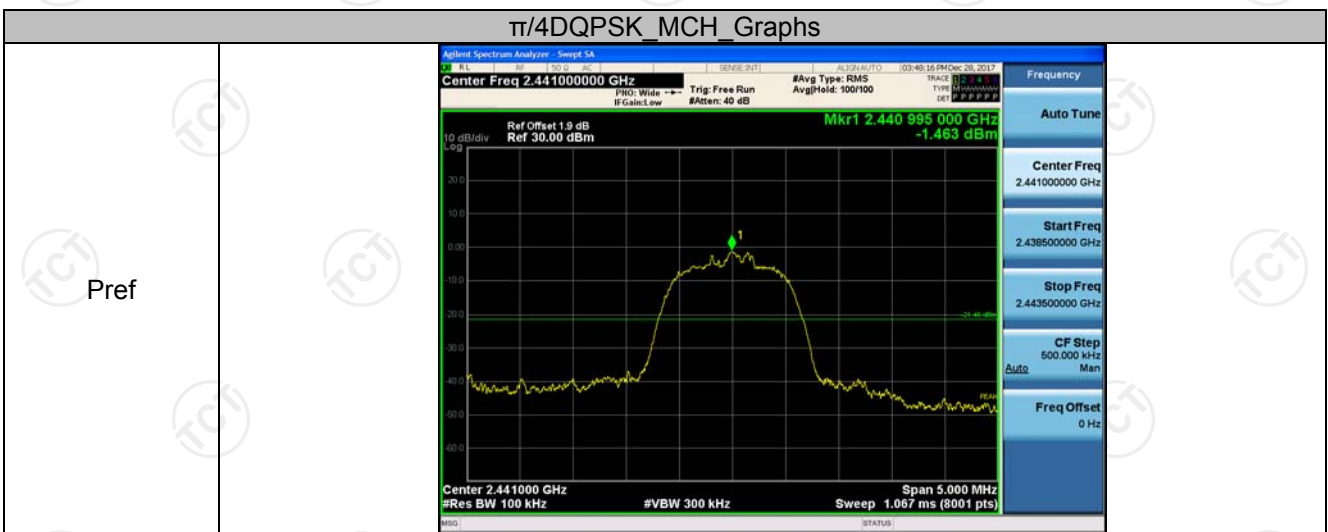
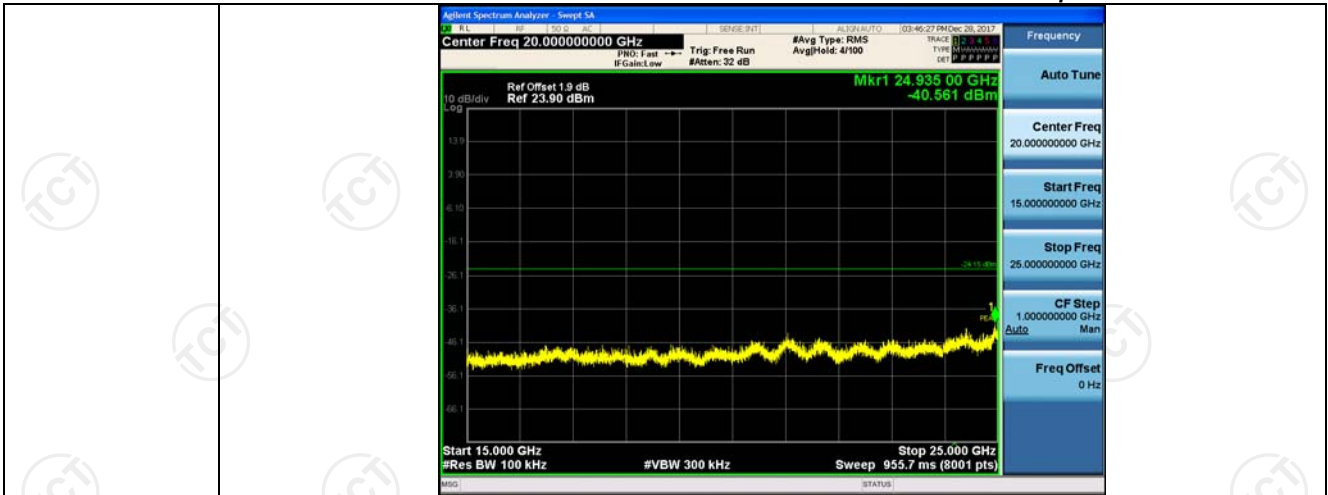
### GFSK HCH Graphs

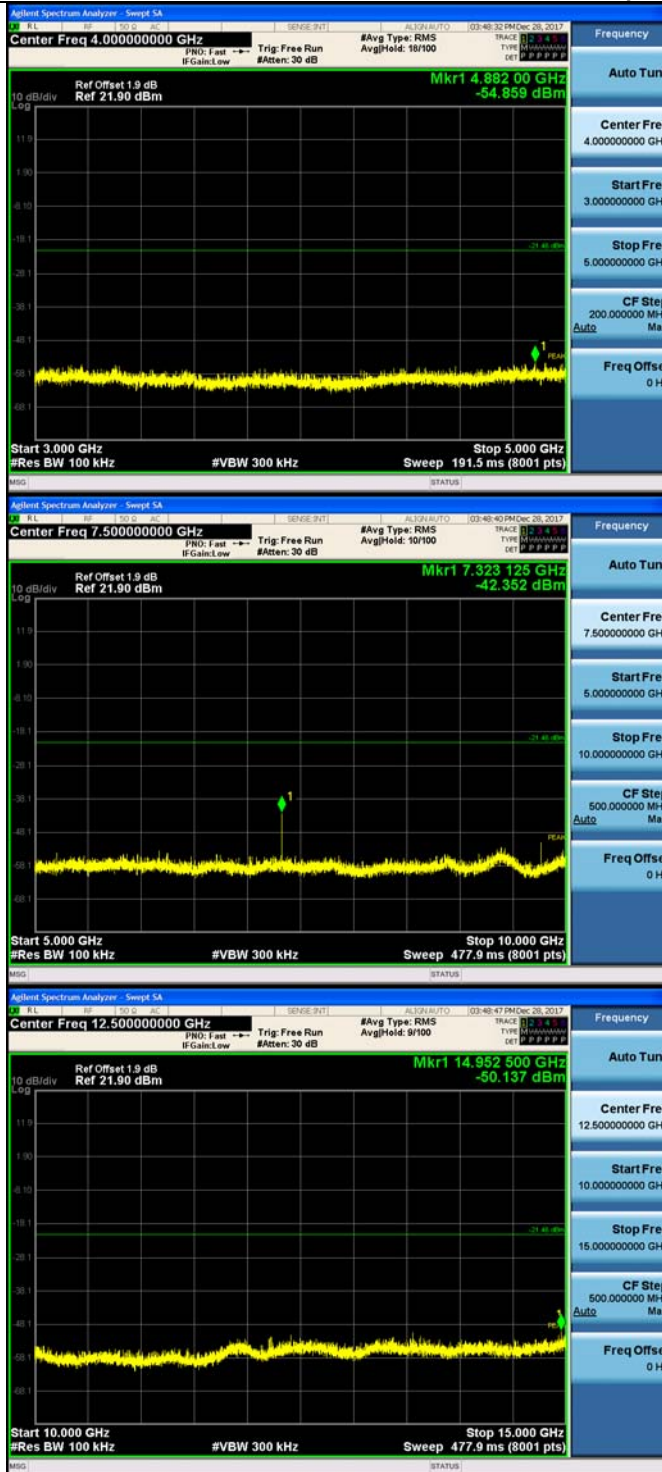


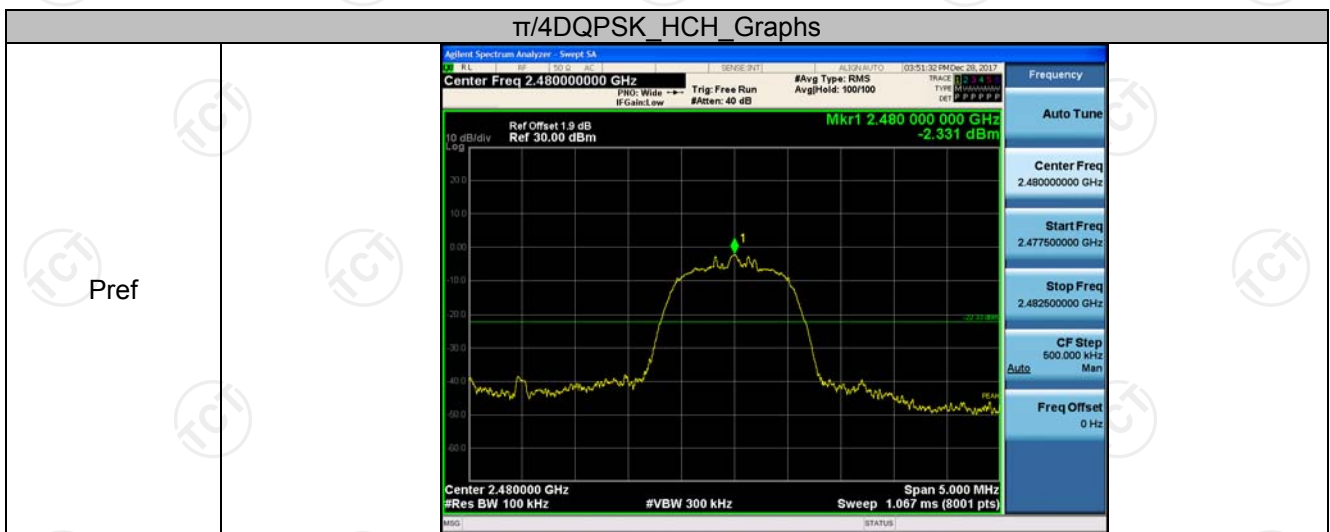
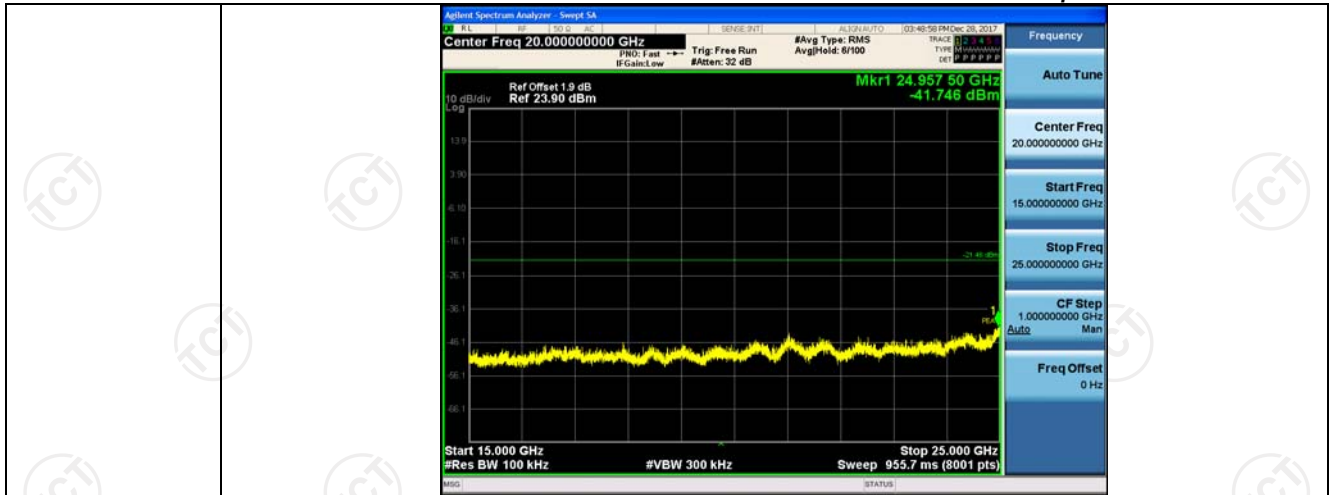




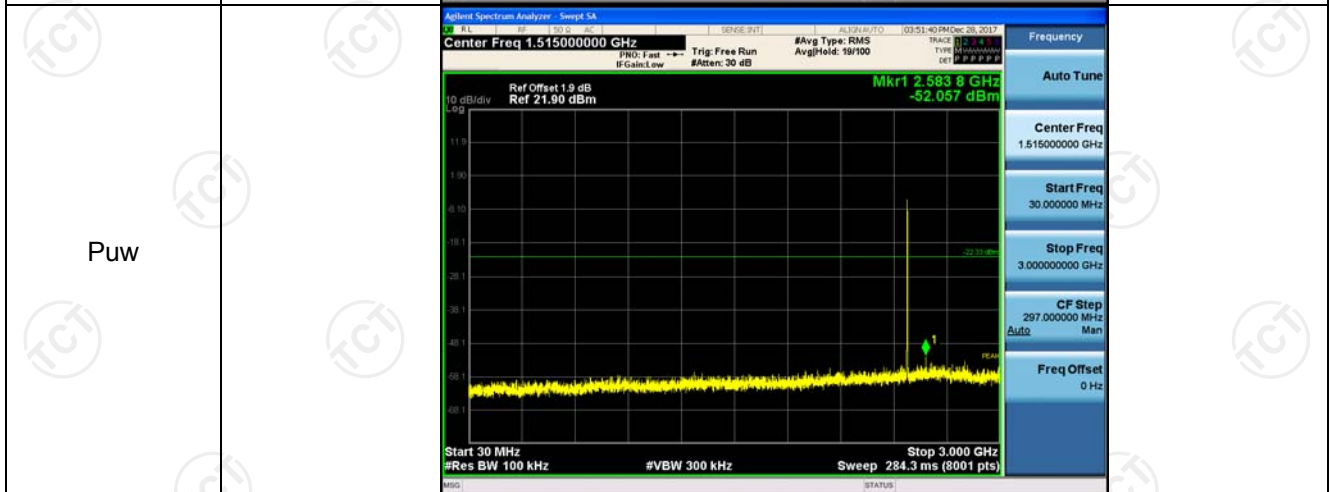






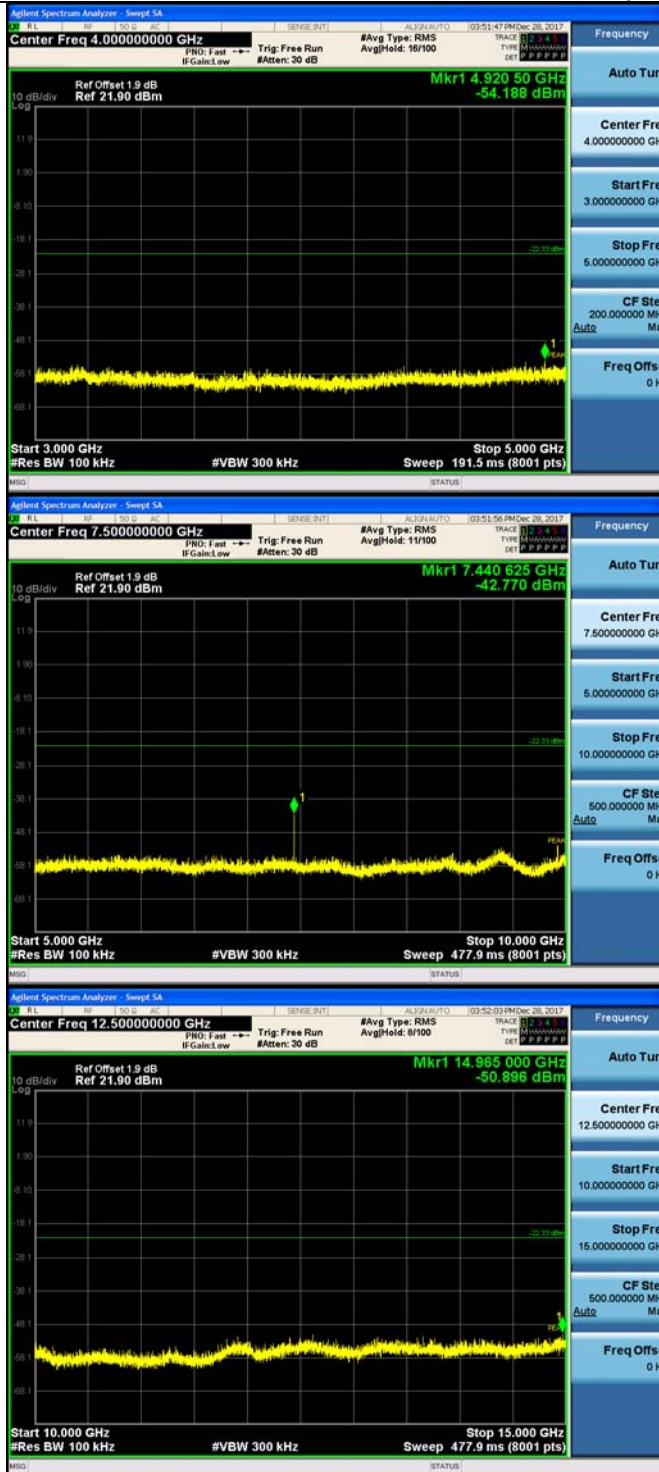


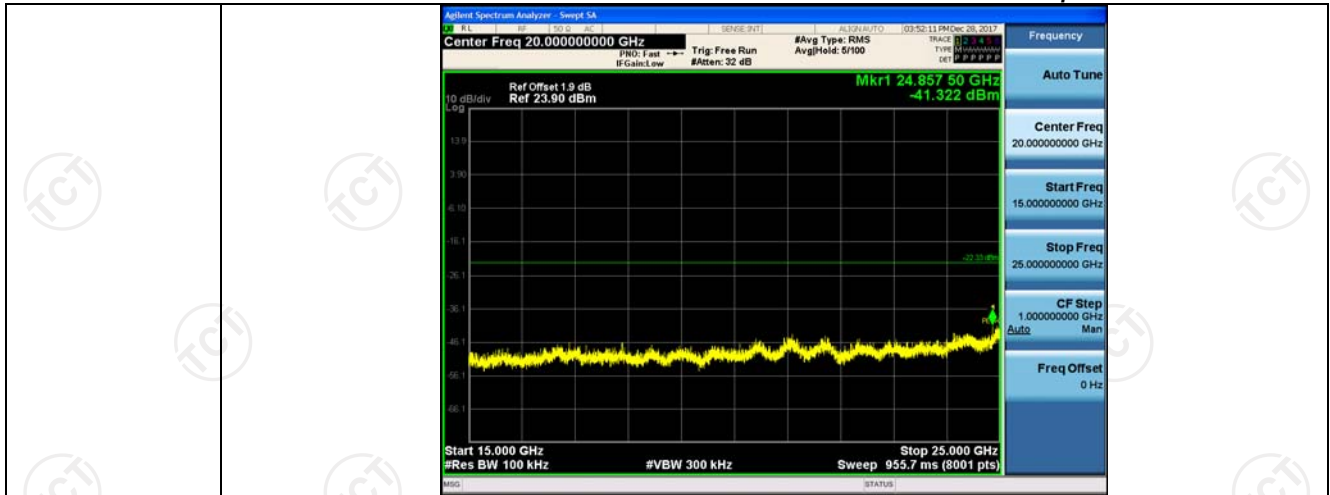
Pref



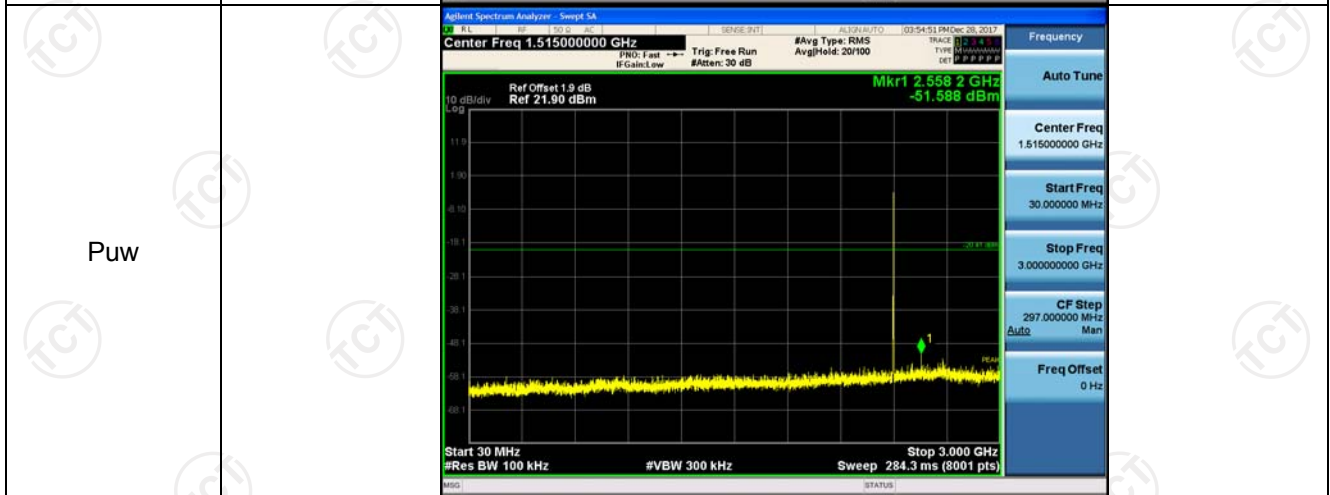
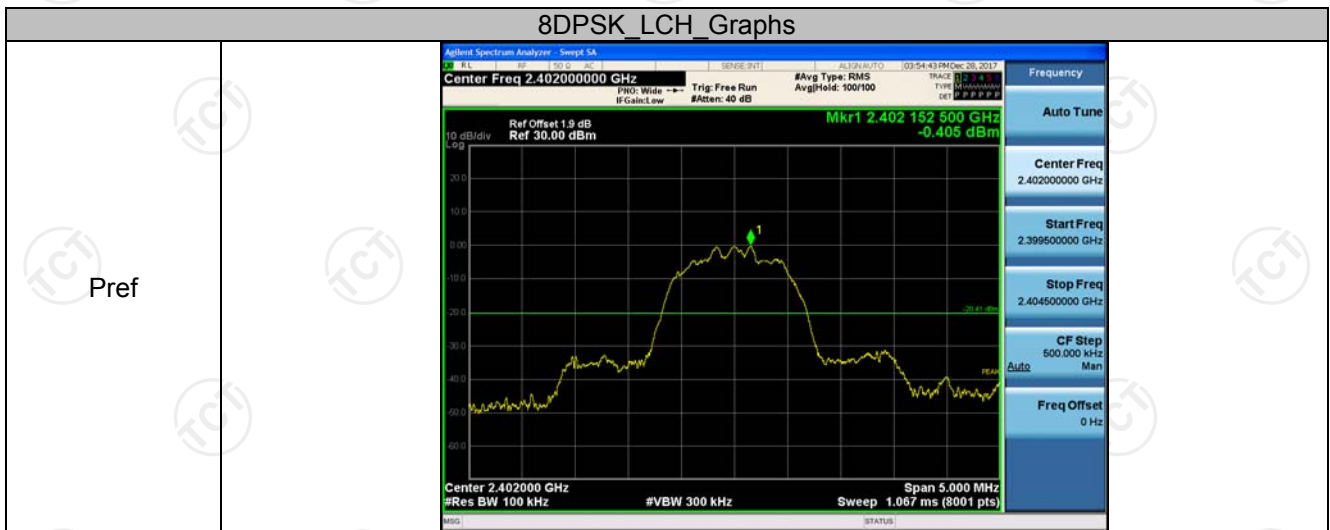
Puw

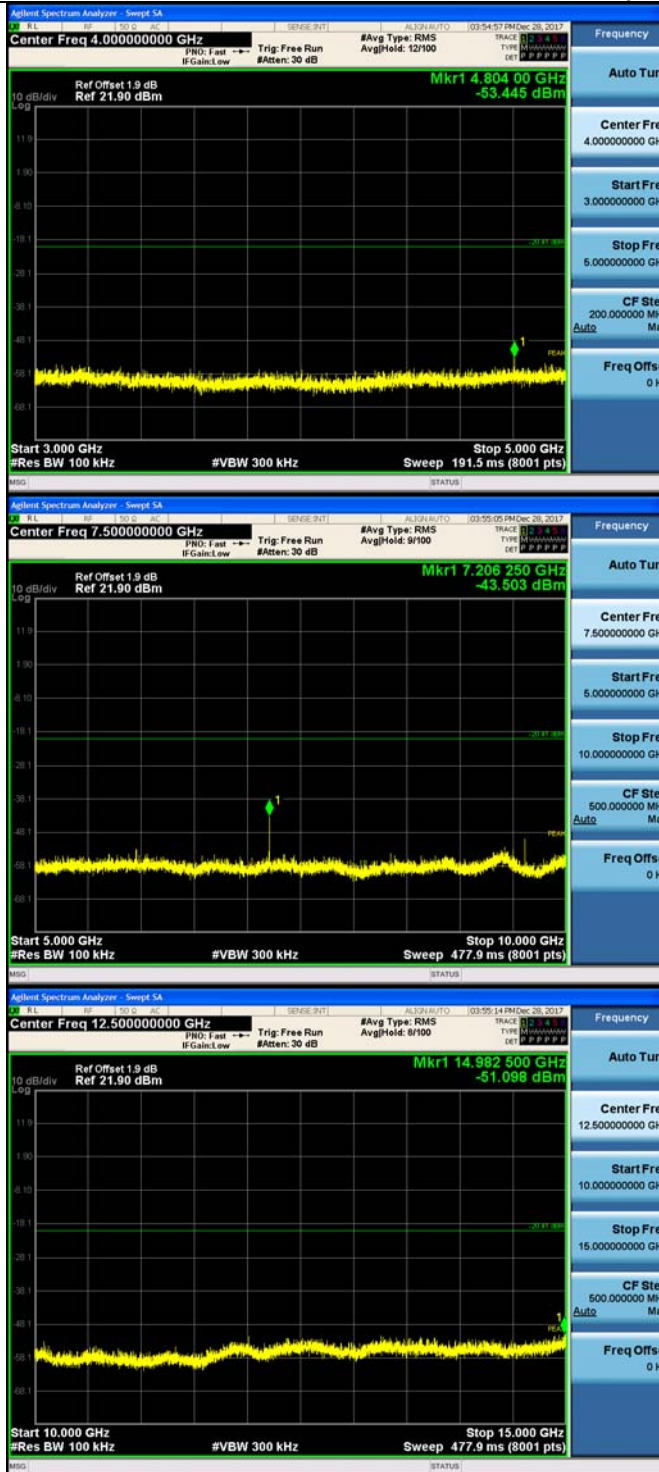


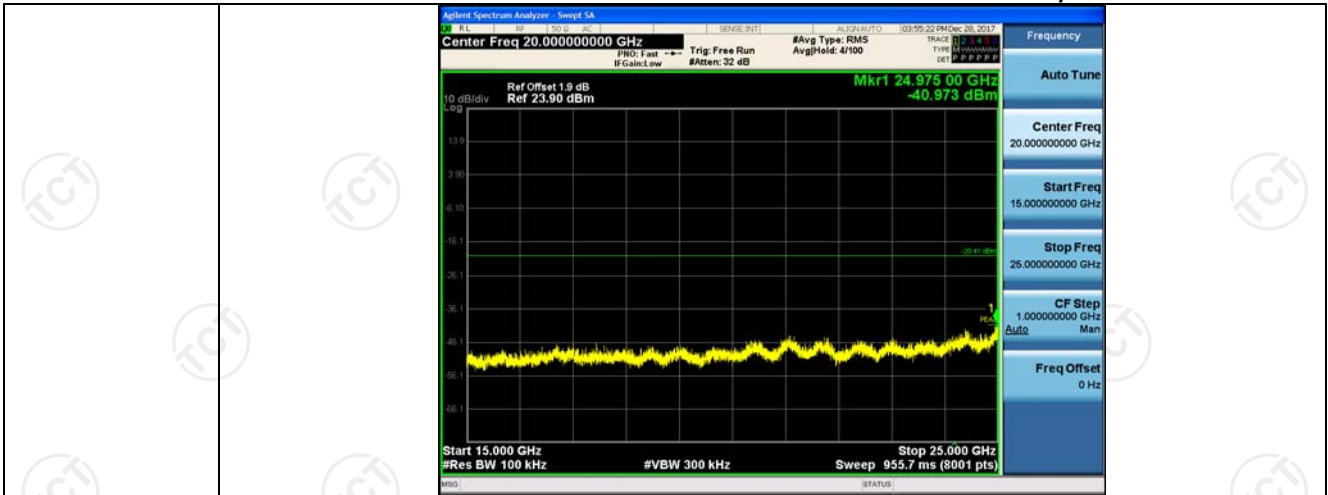




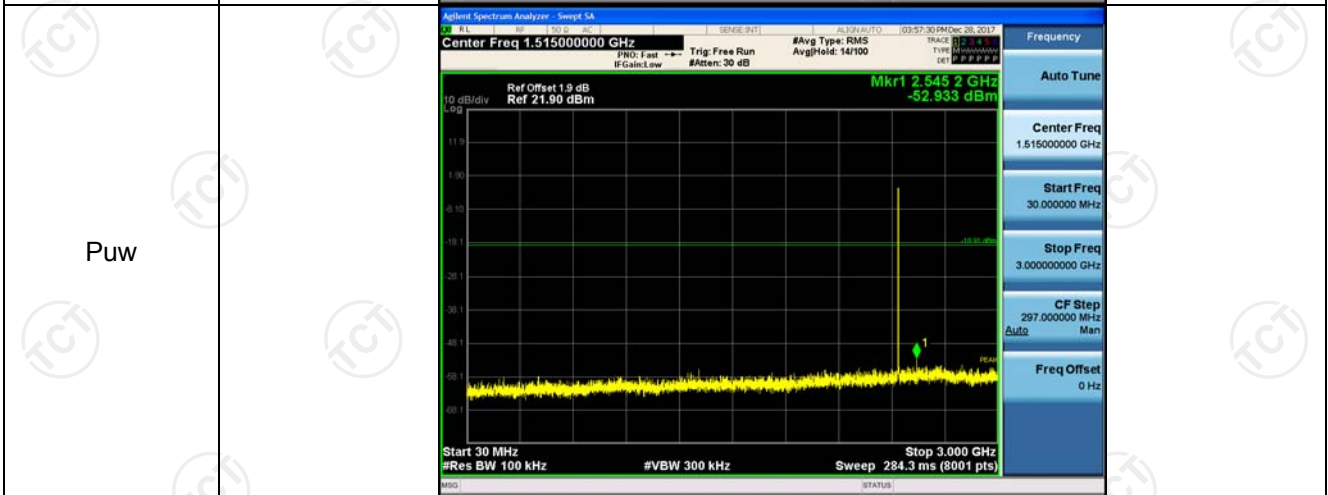
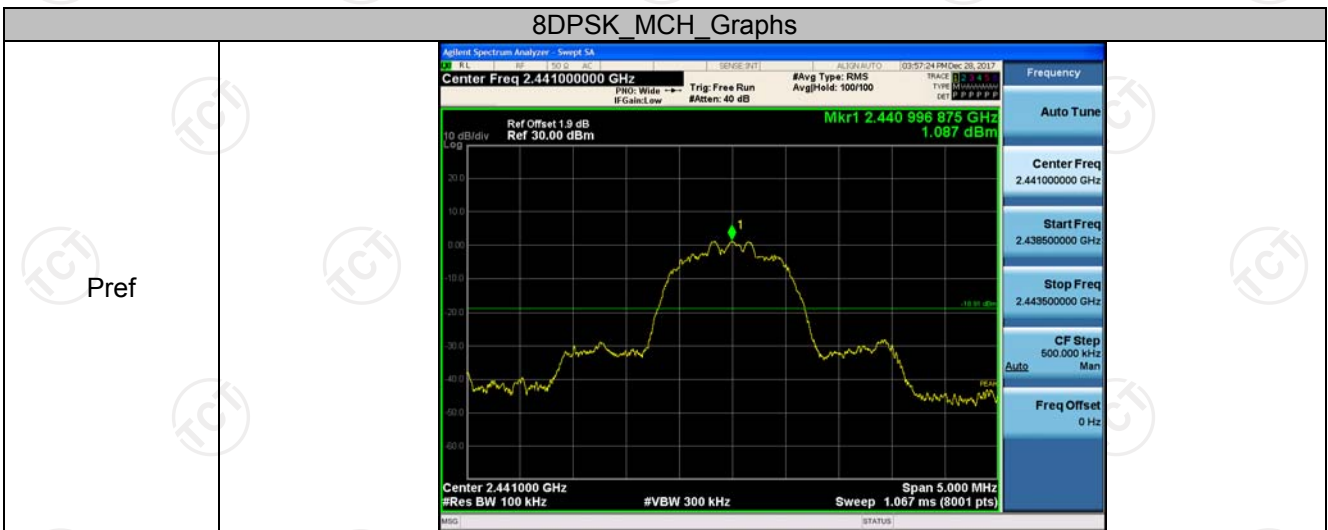
## 8DPSK LCH Graphs

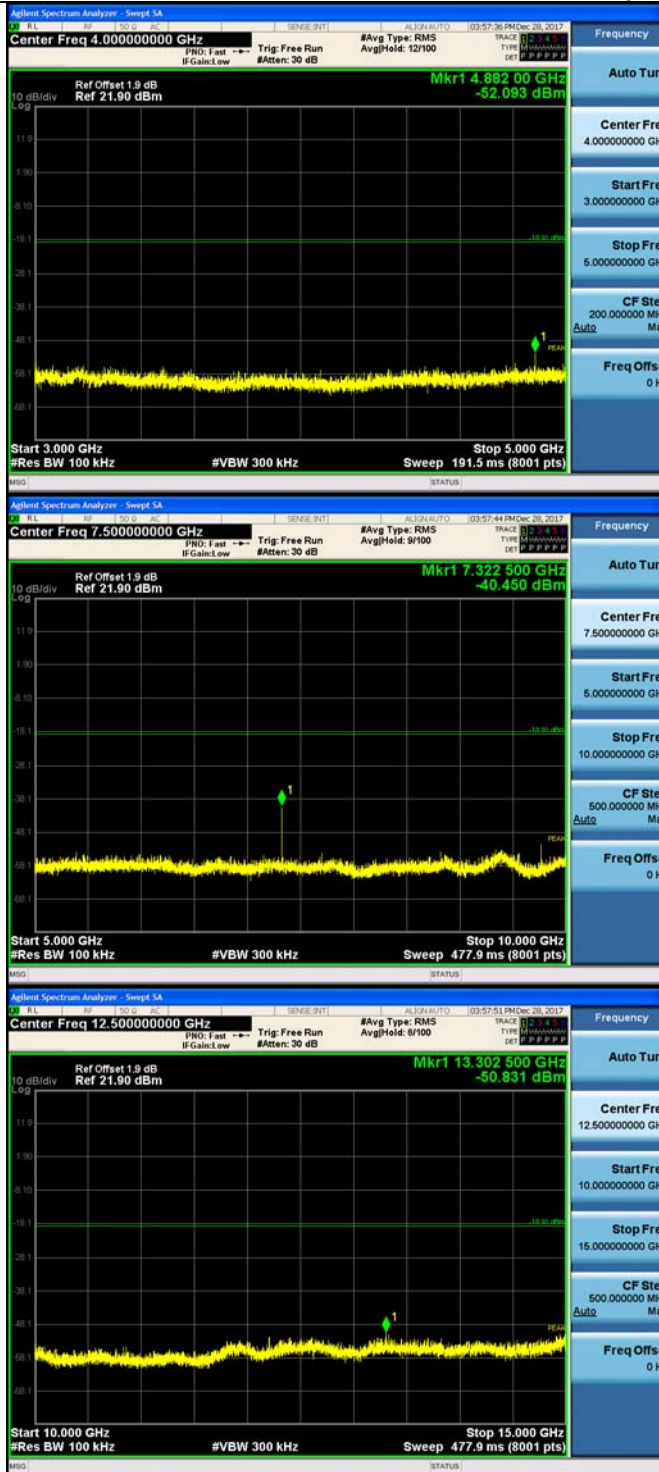


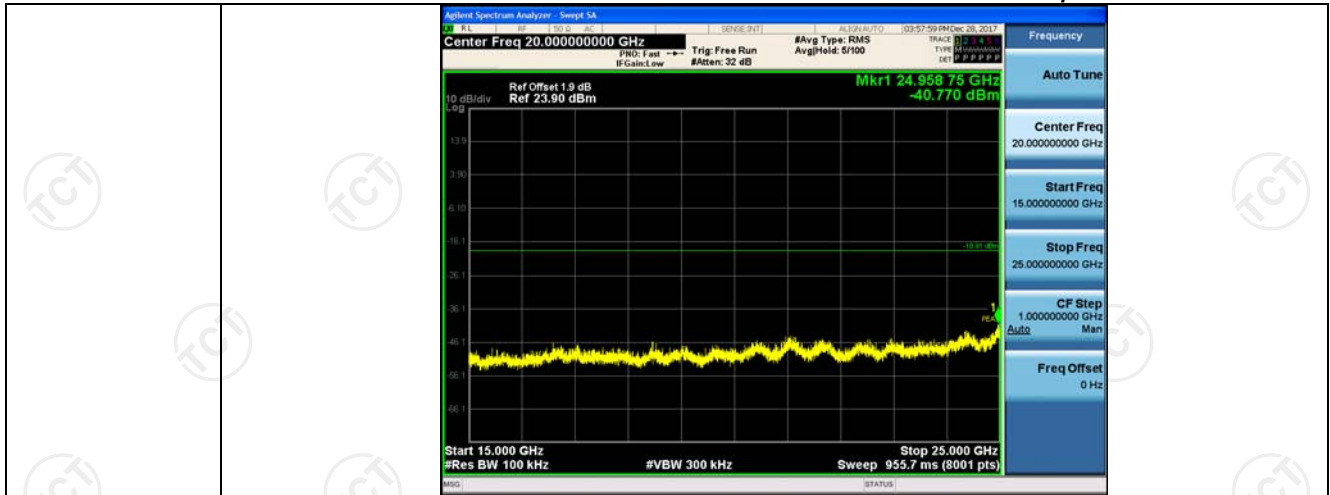




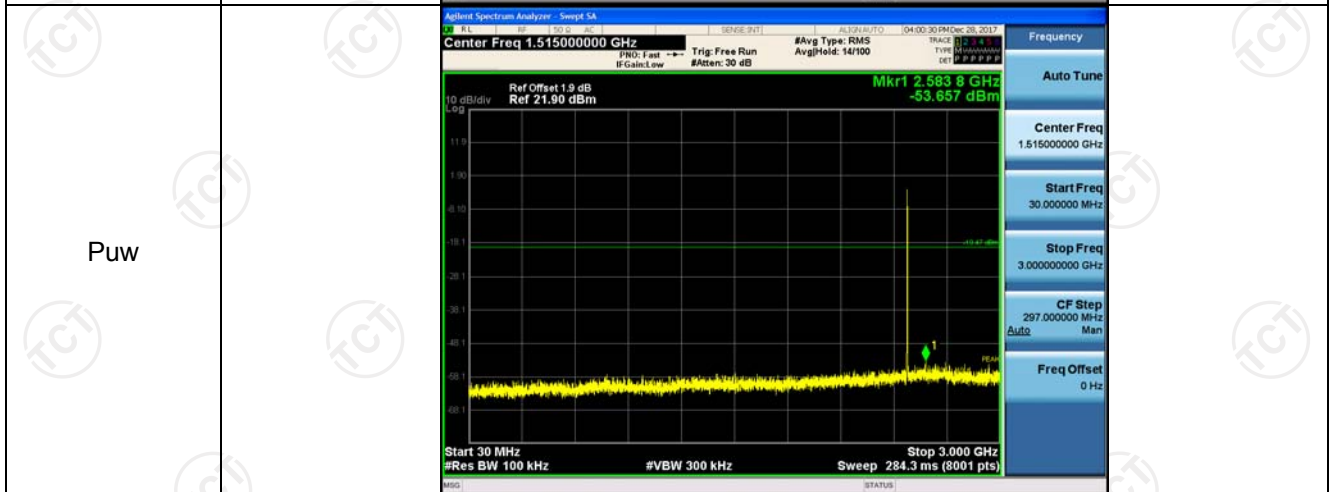
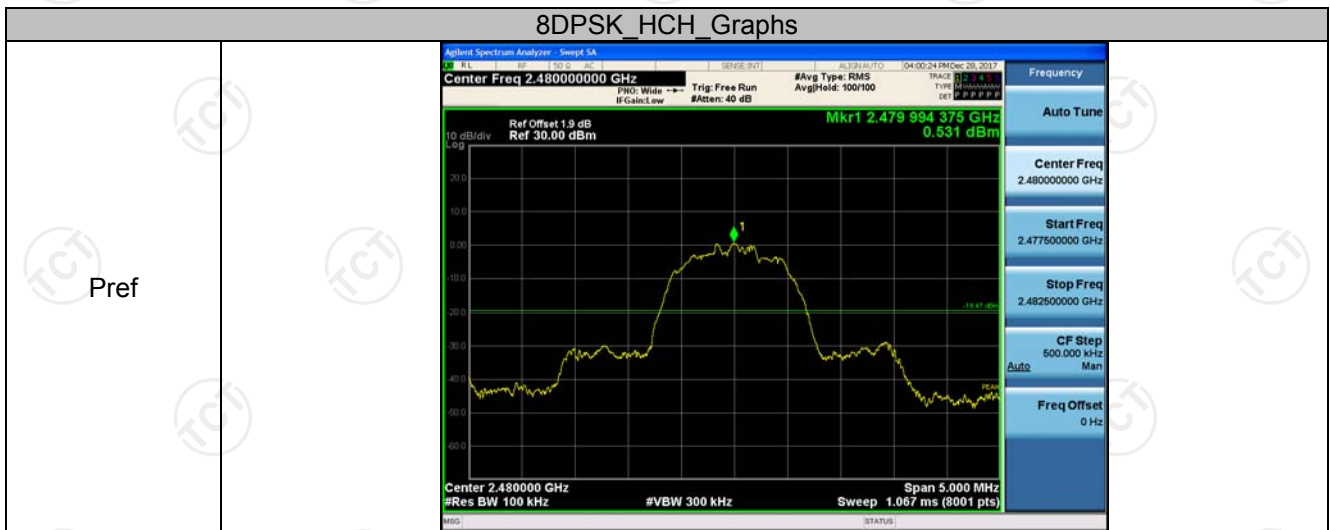
## 8DPSK MCH Graphs

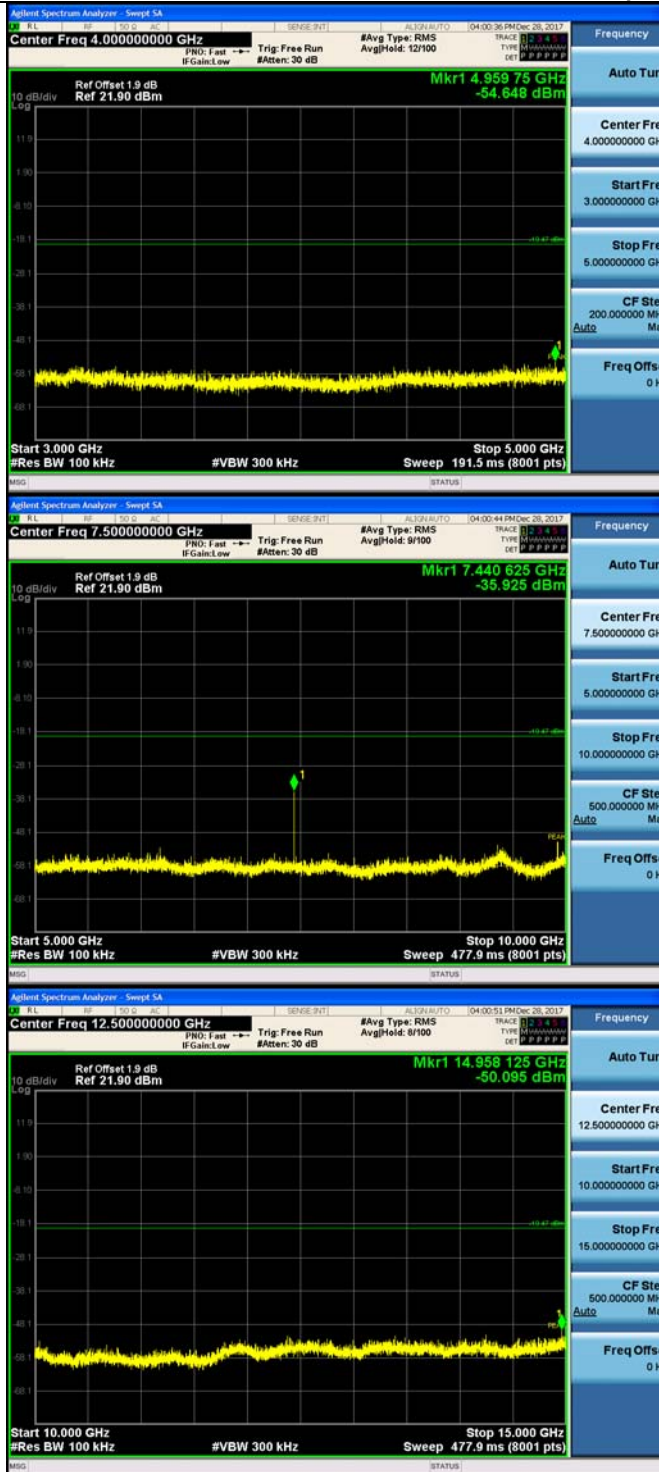


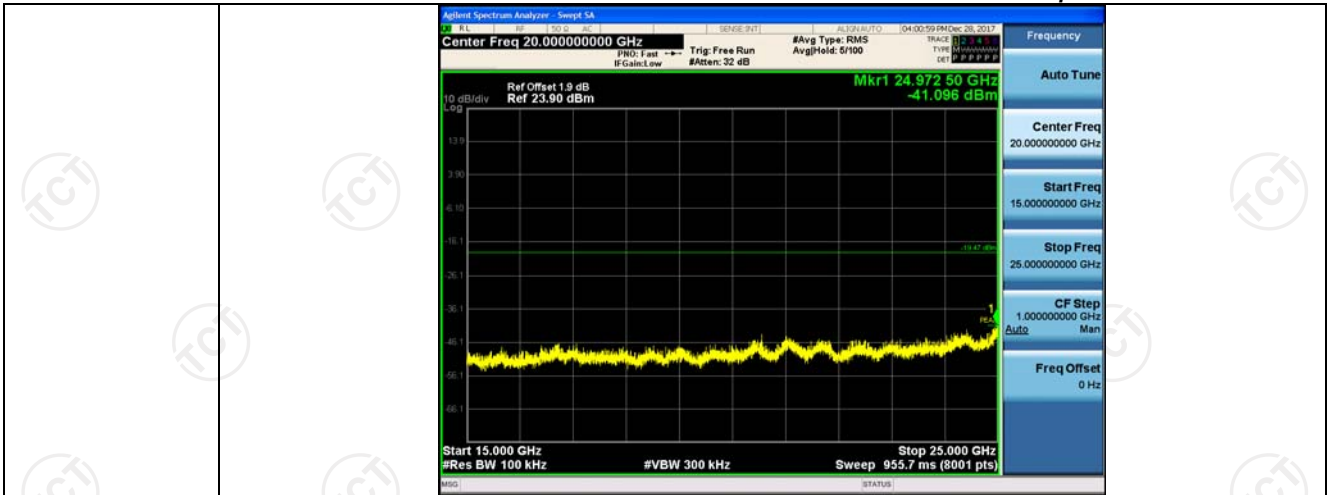




### 8DPSK HCH Graphs










## Appendix B: Photographs of Test Setup

Product: LED Speaker Clock Charging Pad

Model: 841351153553


Radiated Emission




CE





**Appendix C: Photographs of EUT**  
**Product: LED Speaker Clock Charging Pad**  
**Model: 841351153553**  
**External Photos**










**Product: LED Speaker Clock Charging Pad**  
**Model: 841351153553**  
**Internal Photos**







**\*\*\*\*\*END OF REPORT\*\*\*\*\***