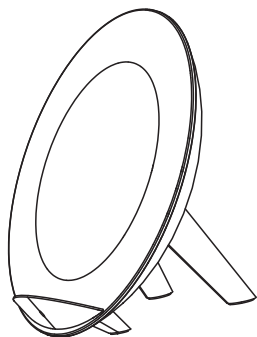


Wireless charger

Model: K10-5W

User Guide

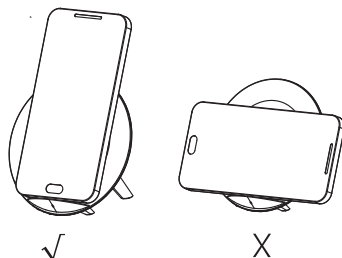


Thanks for purchasing our product. Before getting started, please read the user manual carefully. In order to ensure proper operation and optimized performance of this product, we hope you have an enjoyable experience.

Product Introduction

This standing wireless charger with simple design works with Qi standard mobile phone and devices. There is no plug on the charging devices, which is more convenient and efficient.

The correct charging placement of mobile phone



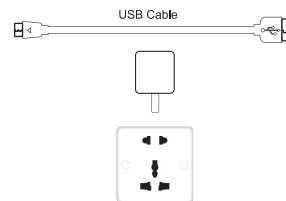
Applicable Devices

wireless charger

- Compatible with phones:
Samsung: Note8 / S8/S8+/S7 edge/S7/Note5
S6 edge plus/S6 edge/S6
Apple: iPhone 8 / iPhone 8 Plus / iPhone X

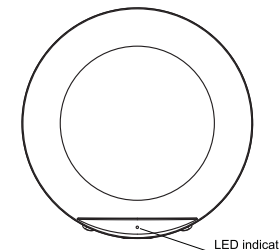
Instructions

1. Insert the USB side of charging cable into power adaptor, shown as below.



Must use 5V-2A adaptor for wireless charging.

2. Place the phone with wireless receiver built-in on the wireless charger, the LED indicator will light on, then turn off after 3 minutes to avoid lighting affecting sleep



Product Specification

- wireless charger
- Input: 5V-2A
- Output: 5V-1A
- Charging Efficiency: 75%

Standard Accessories

- Wireless charger
- USB Cable
- User Guide

Attention

1. Please keep the charger away from water or other liquid.
2. If you need to clean the charger, please make sure it is not connected power supply.
3. Using Environment temperature remains -20~45°C.

CE  
Made in China

FCC Statement

Changes or modifications not expressly approved by the party responsible for compliance could void the user's authority to operate the equipment. This equipment has been tested and found to comply with the limits for a Class B digital device, pursuant to Part 15 of the FCC Rules. These limits are designed to provide reasonable protection against harmful interference in a residential installation. This equipment generates uses and can radiate radio frequency energy and, if not installed and used in accordance with the instructions, may cause harmful interference to radio communications. However, there is no guarantee that interference will not occur in a particular installation. If this equipment does cause harmful interference to radio or television reception, which can be determined by turning the equipment

off and on, the user is encouraged to try to correct the interference by one or more of the following measures:

- Reorient or relocate the receiving antenna.
- Increase the separation between the equipment and receiver.
- Connect the equipment into an outlet on a circuit different from that to which the receiver is connected.
- Consult the dealer or an experienced radio/TV technician for help

This device complies with part 15 of the FCC rules. Operation is subject to the following two conditions (1) this device may not cause harmful interference, and (2) this device must accept any interference received, including interference that may cause undesired operation.

Wireless charger

Model: K10-5W

User Guide

