



MAGPLAY

WIRELESS SPEAKER
WITH MAGNET



UP TO 12 HOURS
PLAYTIME

10W

SOUND OUTPUT



IPX7
WATERPROOF



MAGNETIC BOTTOM

User's Manual
Item: RBK6100



SAFETY PRECAUTIONS

When using your speaker, basic safety precautions should always be followed, including:

1. READ ALL INSTRUCTIONS BEFORE USING YOUR WIRELESS SPEAKER.
2. Never expose your speaker to high temperatures, extreme cold, or high humidity. Do not submerge in water.
3. To avoid the risk of electric shock, never attempt to open or repair your wireless speaker without the assistance of certified professionals.
4. Your wireless speaker is not to be used by children or the infirm without suitable adult supervision.
5. Always press all buttons carefully. Do not manhandle your wireless speaker.
6. Do not use your wireless speaker at temperatures under 32°F (0°C) or over 104°F (40°C).
7. Do not drop your wireless speaker, throw it, or subject it to strong impacts or physical trauma.
8. Contact the manufacturer for support if you detect any abnormalities when using your wireless speaker. In addition, do not continue to use your wireless speaker if you detect any smoke or fire.
9. Unplug your wireless speaker when not in use for extended periods of time.
10. When plugged in, do not place your wireless speaker on flammable materials such as rugs, carpets, or bedding.
11. Please recycle or dispose of your wireless speaker properly according to your municipality's laws and rules. Contact local recycling facilities and/or the manufacturer for further information.
12. Do not leave your device unattended for extended periods of time while using the magnet feature.
13. Do not place near sensitive electronics.



CAUTION

BATTERY WARNING:

- The device is equipped with an integrated lithium ion battery. The battery cannot be replaced. Do not attempt to remove the battery from the device.
- Do not dispose of in fire or expose to excessive heat.
- Do not crush, puncture, incinerate, or short circuit external contacts.
- Please recycle or dispose of the battery properly. Contact your local recycling facilities and/or the manufacturer for further information.

INTRODUCTION

Thank you for purchasing the Reebok MAGPLAY Wireless Speaker With Magnet, item RBK6100. This product has a magnetic bottom that sticks to most metals, taking your sound wherever you go. To get the most out of your device, please read this user's manual thoroughly before use.

PACKAGE CONTENTS

- Wireless Speaker with Magnet
- USB-C Charging Cable
- User's Manual with Warranty Information

FEATURES

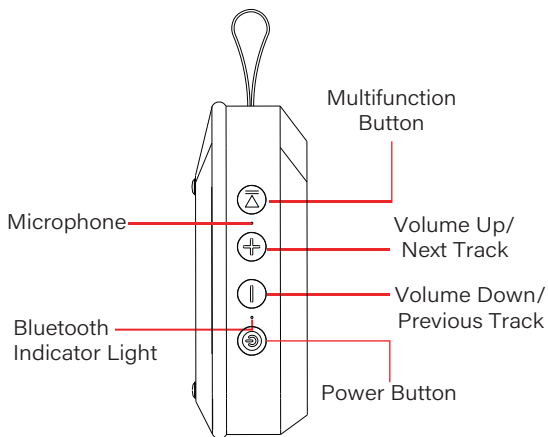
- 12 Hour Playtime*
- 10W Sound Output
- IPX7 Waterproof
- Magnetic Bottom

*Applicable at 50% of maximum volume. Results will lower with increased volume.

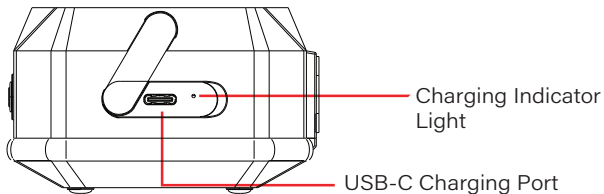
SPECIFICATIONS

- Bluetooth Range: Up to 33 Feet (10 Meters)
- Charging Voltage: DC 5V
- Battery: Rechargeable Lithium Battery
- Charging Time: 3.5 Hours

A CLOSER LOOK

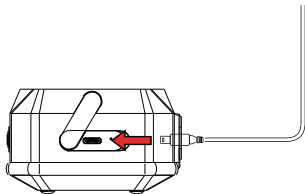


SIDE VIEW

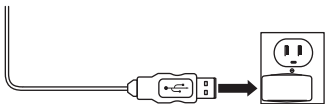


CHARGING

Open the charging port's cover. Then, insert one end of the included USB charging cable into the speaker's charging port.



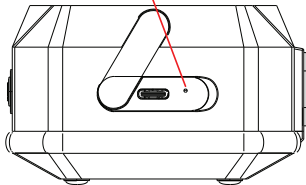
Insert the other end of the USB cable into a suitable USB charging adapter.



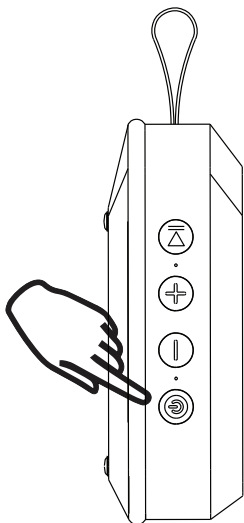
While charging, the indicator light will turn red. When charging is complete, it will turn OFF.


 Charging (Indicator Solid Red)

 Charging Complete (Indicator OFF)

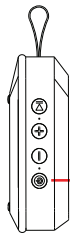


POWERING ON/OFF



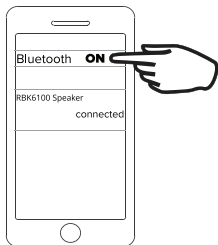
Press and hold the power button  for approximately 2 seconds to power on. Press and hold the power button for approximately 2 seconds to power off. When not in use, the speaker automatically shuts down after 30 minutes. You will hear a prompt when your speaker is powered on and when your speaker is powered off.

BLUETOOTH PAIRING

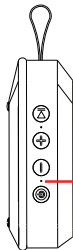


Pairing Mode
(Blue Light Flashing)

Once powered on, your speaker will go into pairing mode. The LED indicator light will turn blue and flash rapidly.



Go to the Bluetooth settings menu on your smartphone. Make sure that Bluetooth is turned on. Connect to the device listed as "RBK6100 Speaker".




Paired
(Blue)

Once paired, the LED indicator will stop flashing and remain blue.

LISTENING TO MUSIC



Multifunction Button

- Press to play/pause.
- Press to answer/end a call.
- Press twice to activate voice assistant on the connected phone.
- Press and Hold for two seconds to reject a call.
- Press six times to clear bluetooth pairing.



Next Button

- Press to increase the volume.
- Press and hold to play the next song in a playlist.



Previous Button

- Press to decrease the volume.
- Press and hold to play the previous song in a playlist.



Magnetic Bottom

To use the included magnet, place the speaker with the magnet in contact with a flat metal surface. Make sure to check if the speaker firmly sticks before letting go.

MAINTENANCE AND CARE

- Clean your wireless speaker using a soft cloth or paper towel. Do not use harsh chemicals when cleaning your wireless speaker, and never submerge your wireless speaker in water for any extended period of time.
- When your speaker is unused, it should be stored in a cool, dry place.
- Never tug or yank on a cable while it is connected to your speaker. Connect and disconnect cables as carefully as possible.
- Never expose your speaker to high temperatures or extreme cold.
- Wipe away dust or other material from the magnet before use to preserve its quality.



Warning

To prevent possible hearing damage, do not listen at high volume levels for long periods. For your own safety, please be aware of your surroundings when using this speaker.

FCC STATEMENT

Changes or modifications not expressly approved by the party responsible for compliance could void the user's authority to operate the equipment.

This device complies with Part 15 of the FCC Rules. Operation is subject to the following two conditions: (1) this device may not cause harmful interference, and (2) this device must accept any interference received, including interference that may cause undesired operation.

This equipment has been tested and found to comply with the limits for a Class B digital device, pursuant to Part 15 of the FCC Rules. These limits are designed to provide reasonable protection against harmful interference in a residential installation. This equipment generates, uses and can radiate radio frequency energy and, if not installed and used in accordance with the instructions, may cause harmful interference to radio communications. However, there is no guarantee that interference will not occur in a particular installation. If this equipment does cause harmful interference to radio or television reception, which can be determined by turning the equipment off and on, the user is encouraged to try to correct the interference by one or more of the following measures:

- Reorient or relocate the receiving antenna.
- Increase the separation between the equipment and receiver.
- Connect the equipment into an outlet on a circuit different from that to which the receiver is connected.
- Consult the dealer or an experienced radio/TV technician for help.

CSI ONE YEAR WARRANTY

This warranty covers the original consumer purchaser only and is not transferable.

This warranty covers products that fail to function properly UNDER NORMAL USAGE, due to defects in material or workmanship. Your product will be repaired or replaced at no charge for parts or labor for a period of one year.

What Is Not Covered By Warranty

Damages or malfunctions not resulting from defects in material or workmanship and damages or malfunctions from other than normal use, including but limited to, repair by unauthorized parties, tampering, modification or accident.

To Obtain Warranty Service and Troubleshooting Information:

Call 1-800-592-9541 for 24/7 support.

To receive Warranty service along with the name and address of an authorized product service center, the original consumer purchaser must contact us for problem determination and service procedures. Proof of purchase in the form of a bill of sale or receipted invoice, evidencing that the product is within the applicable Warranty period(s), MUST be presented in order to obtain the requested service. It is your responsibility to properly package and send any defective products along with a dated copy of proof of purchase, a written explanation of the problem, and a valid return address of the authorized service center at your expense. Do not include any other items or accessories with the defective product. Any products received by the authorized service center that are not covered by warranty will be returned unrepared.

Reebok



2024 CSI
Edison NJ 08817

© Reebok International Limited, All rights reserved. Reebok® and ® are registered trademarks of Reebok International Limited.

The Bluetooth® word mark and logos are registered trademarks owned by the Bluetooth SIG, Inc. and any use of such marks by Sakar International, is under license. Other trademarks and trade names are those of their respective owners.