



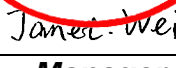


# RF Exposure Evaluation Report


**Report No.:** JYTSZ-R12-2400044  
**Applicant:** Remote Tech LLC  
**Address of Applicant:** 310 ALDER RD, DOVER DE 19904 USA

**Equipment Under Test (EUT)**

**Product Name:** Smart Key  
**Model No.:** RT-YOGO2  
**FCC ID:** 2AOKM-GV16  
**Applicable standards:** KDB 447498 D04 Interim General RF Exposure Guidance v01  
**Date of sample receipt:** 19 Jan., 2024  
**Date of Test:** 20 Jan., to 03 Feb., 2024  
**Date of report issue:** 05 Feb., 2024  
**Test Result:** PASS

<b>Project by:</b>	 _____	<b>Date:</b>	_____ 05 Feb., 2024
<b>Reviewed by:</b>	 _____	<b>Date:</b>	_____ 05 Feb., 2024
<b>Approved by:</b>	 _____	<b>Date:</b>	_____ 05 Feb., 2024

**Manager**



This equipment has been shown to be capable of compliance with the applicable technical standards as indicated in the measurement report and was tested in accordance with the measurement procedures specified in above the application standard version. Test results reported herein relate only to the item(s) tested.

This document cannot be reproduced except in full, without prior written approval of the Company. Any unauthorized alteration, forgery or falsification of the content or appearance of this document is unlawful and offenders may be prosecuted to the fullest extent of the law. Unless otherwise stated the results shown in this test report refer only to the sample(s) tested and such sample(s) are retained for 90 days only.

## 1 Version

Version No.	Date	Description
00	05 Feb., 2024	Original

## 2 Contents

	Page
<b>Cover Page</b> .....	<b>1</b>
<b>1 Version</b> .....	<b>2</b>
<b>2 Contents</b> .....	<b>3</b>
<b>3 General Information</b> .....	<b>4</b>
3.1 Client Information .....	4
3.2 General Description of E.U.T. ....	4
3.3 Operating Modes.....	5
3.4 Additions to, Deviations, or Exclusions from the Method .....	5
3.5 Laboratory Facility .....	5
3.6 Laboratory Location.....	5
<b>4 Technical Requirements Specification</b> .....	<b>6</b>
4.1 Limits .....	6
4.2 Result .....	6
4.3 Conclusion.....	6

### 3 General Information

#### 3.1 Client Information

Applicant:	Remote Tech LLC
Address:	310 ALDER RD, DOVER DE 19904 USA
Manufacturer:	Remote Tech LLC
Address:	310 ALDER RD, DOVER DE 19904 USA

#### 3.2 General Description of E.U.T.

Product Name:	Smart Key
Model No.:	RT-YOGO2
Operation Frequency:	433.92 MHz
Modulation technology:	ASK
Antenna Type:	PCB Antenna
Antenna gain:	-12.88 dBi (declare by Applicant)
Power Supply:	DC 3V (CR2450 battery)
Test Sample Condition:	The test samples were provided in good working order with no visible defects.

### 3.3 Operating Modes

Operating mode	Detail description
Tx mode	Keep the EUT in continuously transmitting mode

### 3.4 Additions to, Deviations, or Exclusions from the Method

No
----

### 3.5 Laboratory Facility

<p>The test facility is recognized, certified, or accredited by the following organizations:</p> <ul style="list-style-type: none"> <li>● <b>FCC - Designation No.: CN1211</b> JianYan Testing Group Shenzhen Co., Ltd. has been accredited as a testing laboratory by FCC(Federal Communications Commission). The test firm Registration No. is 727551.</li> <li>● <b>ISED – CAB identifier.: CN0021</b> The 3m Semi-anechoic chamber of JianYan Testing Group Shenzhen Co., Ltd. has been Registered by Certification and Engineering Bureau of Industry Canada for radio equipment testing with Registration No.: 10106A-1.</li> <li>● <b>CNAS - Registration No.: CNAS L15527</b> JianYan Testing Group Shenzhen Co., Ltd. is accredited to ISO/IEC 17025:2017 General Requirements for the Competence of Testing and Calibration laboratories for the competence of testing. The Registration No. is CNAS L15527.</li> <li>● <b>A2LA - Registration No.: 4346.01</b> This laboratory is accredited in accordance with the recognized International Standard ISO/IEC 17025:2017 General requirements for the competence of testing and calibration laboratories. The test scope can be found as below link: <a href="https://portal.a2la.org/scopepdf/4346-01.pdf">https://portal.a2la.org/scopepdf/4346-01.pdf</a></li> </ul>
--

### 3.6 Laboratory Location

<p>JianYan Testing Group Shenzhen Co., Ltd. Address: No.101, Building 8, Innovation Wisdom Port, No.155 Hongtian Road, Huangpu Community, Xinqiao Street, Bao'an District, Shenzhen, Guangdong, People's Republic of China. Tel: +86-755-23118282, Fax: +86-755-23116366 Email: info-JYTee@lets.com, Website:<a href="http://jyt.lets.com">http://jyt.lets.com</a></p>
--

## 4 Technical Requirements Specification

### 4.1 Limits

According to KDB 447498 D04 Interim General RF Exposure Guidance v01 RF Exposure Procedures and Equipment Authorization Policies for Mobile and Portable Devices.

#### RF Exposure Test Exemptions for Single Source

##### 1-mW Test Exemption

Per § 1.1307(b)(3)(i)(A), a single RF source is *exempt RF device* (from the requirement to show data demonstrating compliance to RF exposure limits, as previously mentioned) if the available maximum time-averaged power is no more than 1 mW, regardless of separation distance.

This exemption applies to all operating configurations and exposure conditions, for the frequency range 100 kHz to 100 GHz, regardless of fixed, mobile, or portable device exposure conditions. This is a standalone exemption, and it cannot be applied in conjunction with any other test exemption.

### 4.2 Result

According to the calculation formula of power:

$$EIRP = P * G = (E * d)^2 / 30, \text{ So } P = (E * d)^2 / (30 * G).$$

Where:

P = transmitter output power in watts,

G = numeric gain of the antenna in the direction of interest relative to an isotropic radiator (unitless),

E = electric field strength in V/m, ---  $10^{((dBuV/m)/20)/10^6}$ ,

d = measurement distance in meters (m)---3m,

Thus, Worse case below:

Frequency (MHz)	Maximum field strength@3m (dBuV/m)	Maximum field strength@3m (V/m)	Antenna Gain (dBi)	Antenna Gain (numeric)	Distance (m)	Output power (mW)	Limit for SAR test exemption(mW)
433.92	74.94	0.0056	-12.88	0.05	3	0.1816	1

### 4.3 Conclusion

Cuz 0.1816mW < 1mW, The device is exempt from the SAR test and satisfies RF exposure evaluation.

-----End of report-----