

## Appendix B: Test Results of BR & EDR

<b>APPENDIX B: TEST RESULTS OF BR &amp; EDR</b> .....	<b>1</b>
<b>APPENDIX B.1: TEST RESULTS OF 99% BANDWIDTH</b> .....	<b>2</b>
<i>BDR mode (GFSK)</i> .....	2
<i>EDR mode (8DPSK)</i> .....	5
<b>APPENDIX B.2: TEST RESULTS OF 20dB BANDWIDTH</b> .....	<b>8</b>
<i>BR mode (GFSK)</i> .....	8
<i>EDR mode (8DPSK)</i> .....	11
<b>APPENDIX B.3: TEST RESULTS OF CARRIER FREQUENCY SEPARATION</b> .....	<b>14</b>
<i>BR mode (GFSK)</i> .....	14
<i>EDR mode (8DPSK)</i> .....	17
<b>APPENDIX B.4: TEST RESULTS OF NUMBER OF HOPPING FREQUENCY</b> .....	<b>20</b>
<i>BR mode (GFSK)</i> .....	20
<i>EDR mode (8DPSK)</i> .....	21
<b>APPENDIX B.5: TEST RESULTS OF TIME OF OCCUPANCY</b> .....	<b>22</b>
<i>BR mode (GFSK)</i> .....	22
<i>EDR mode (8DPSK)</i> .....	23
<b>APPENDIX B.6: TEST RESULTS OF CONDUCTED SPURIOUS EMISSIONS MEASURED IN 100 KHZ BANDWIDTH</b> .....	<b>24</b>
<i>BR mode (GFSK)</i> .....	24
Low Channel .....	24
Middle Channel .....	25
Band Edge, Low Channel .....	27
Band Edge, High Channel .....	27
Hopping Mode .....	28
Band Edge, Hopping Mode, Low Channel .....	29
Band Edge, Hopping Mode, High Channle .....	29
<i>EDR mode (8DPSK)</i> .....	30
Low Channel .....	30
Middle Channel .....	31
High Channel .....	32
Band Edge, Low Channel .....	33
Band Edge, High Channel .....	33
Hopping Mode .....	34
Band Edge, Hopping Mode, Low Channel .....	35
Band Edge, Hopping Mode, High Channle .....	35
<b>APPENDIX B.7: TEST RESULTS OF RADIATED SPURIOUS EMISSIONS</b> .....	<b>36</b>
30MHz - 1GHz .....	36
<b>APPENDIX B.8: TEST RESULTS OF RADIATED EMISSIONS IN RESTRICTED BANDS</b> .....	<b>50</b>
<b>APPENDIX B.8: TEST RESULTS OF AC CONDUCTED EMISSIONS</b> .....	<b>54</b>

## Appendix B.1: Test Results of 99% Bandwidth

BDR mode (GFSK)

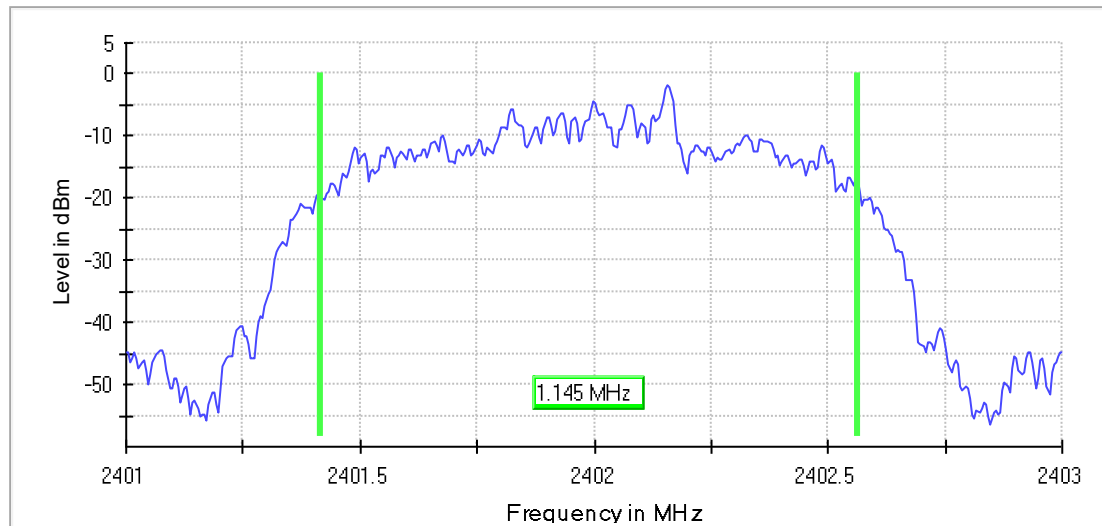
### 99 % Bandwidth

DUT Frequency (MHz)	Bandwidth (MHz)	Limit Min (MHz)	Limit Max (MHz)	Band Edge Left (MHz)	Band Edge Right (MHz)
2402.000000	1.145000	---	---	2401.417500	2402.562500

(continuation of the "99 % Bandwidth" table from column 6 ...)

DUT Frequency (MHz)	Result
2402.000000	PASS

99 % Bandwidth



### Measurement

Setting	Instrument Value	Target Value
Start Frequency	2.40100 GHz	2.40100 GHz
Stop Frequency	2.40300 GHz	2.40300 GHz
Span	2.000 MHz	2.000 MHz
RBW	10.000 kHz	>= 10.000 kHz
VBW	30.000 kHz	>= 30.000 kHz
SweepPoints	400	~ 400
Sweeptime	189.648 µs	AUTO
Reference Level	0.000 dBm	0.000 dBm
Attenuation	20.000 dB	AUTO
Detector	MaxPeak	MaxPeak
SweepCount	500	500
Filter	3 dB	3 dB
Trace Mode	Max Hold	Max Hold
SweepType	FFT	AUTO
Preamp	off	off
Stablemode	Trace	Trace
Stablevalue	0.30 dB	0.30 dB
Run	10 / max. 150	max. 150
Stable	3 / 3	3
Max Stable Difference	0.05 dB	0.30 dB

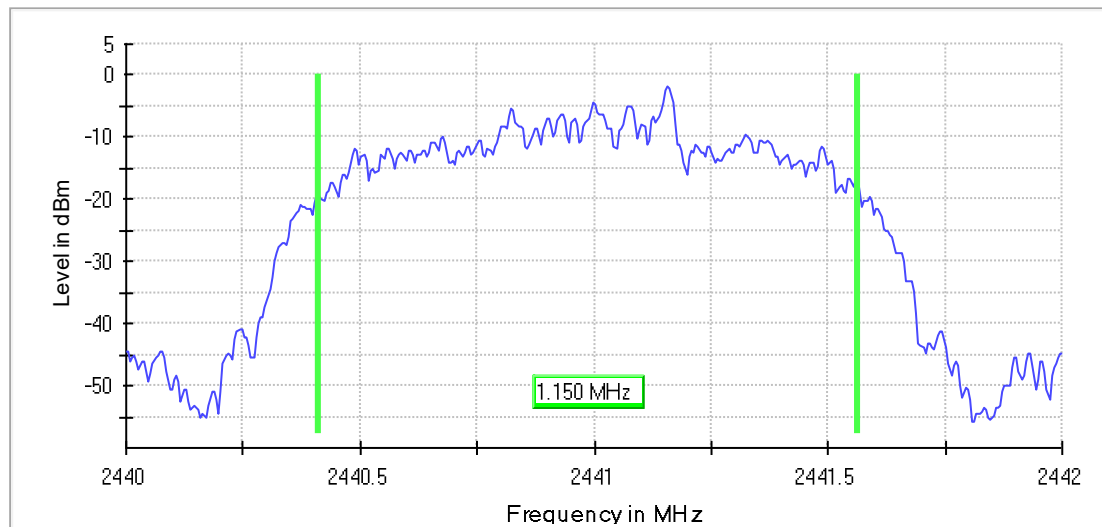
## 99 % Bandwidth

DUT Frequency (MHz)	Bandwidth (MHz)	Limit Min (MHz)	Limit Max (MHz)	Band Edge Left (MHz)	Band Edge Right (MHz)
2441.000000	1.150000	---	---	2440.412500	2441.562500

(continuation of the "99 % Bandwidth" table from column 6 ...)

DUT Frequency (MHz)	Result
2441.000000	PASS

99 % Bandwidth



## Measurement

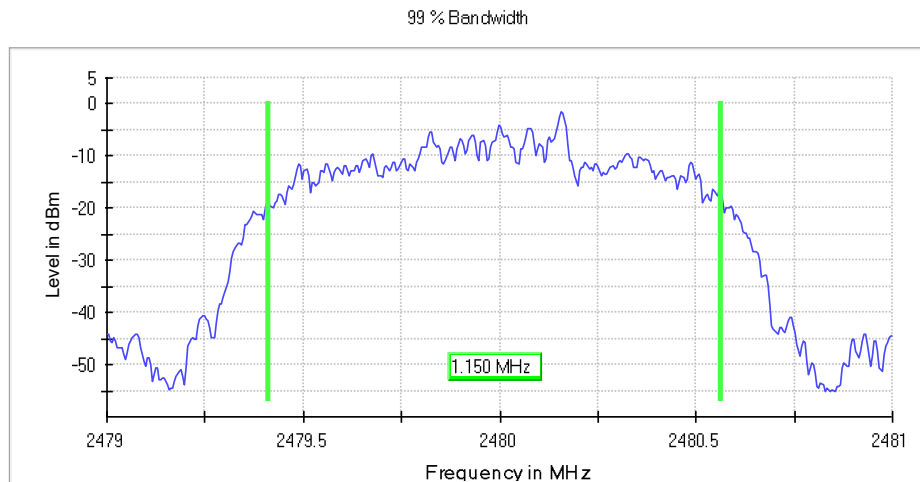
Setting	Instrument Value	Target Value
Start Frequency	2.40100 GHz	2.40100 GHz
Stop Frequency	2.40300 GHz	2.40300 GHz
Span	2.000 MHz	2.000 MHz
RBW	10.000 kHz	>= 10.000 kHz
VBW	30.000 kHz	>= 30.000 kHz
SweepPoints	400	~ 400
SweepTime	189.648 µs	AUTO
Reference Level	0.000 dBm	0.000 dBm
Attenuation	20.000 dB	AUTO
Detector	MaxPeak	MaxPeak
SweepCount	500	500
Filter	3 dB	3 dB
Trace Mode	Max Hold	Max Hold
SweepType	FFT	AUTO
Preamp	off	off
Stablemode	Trace	Trace
Stablevalue	0.30 dB	0.30 dB
Run	10 / max. 150	max. 150
Stable	3 / 3	3
Max Stable Difference	0.05 dB	0.30 dB

## 99 % Bandwidth

DUT Frequency (MHz)	Bandwidth (MHz)	Limit Min (MHz)	Limit Max (MHz)	Band Edge Left (MHz)	Band Edge Right (MHz)
2480.000000	1.150000	---	---	2479.412500	2480.562500

(continuation of the "99 % Bandwidth" table from column 6 ...)

DUT Frequency (MHz)	Result
2480.000000	PASS



## Measurement

Setting	Instrument Value	Target Value
Start Frequency	2.40100 GHz	2.40100 GHz
Stop Frequency	2.40300 GHz	2.40300 GHz
Span	2.000 MHz	2.000 MHz
RBW	10.000 kHz	>= 10.000 kHz
VBW	30.000 kHz	>= 30.000 kHz
SweepPoints	400	~ 400
Sweeptime	189.648 µs	AUTO
Reference Level	0.000 dBm	0.000 dBm
Attenuation	20.000 dB	AUTO
Detector	MaxPeak	MaxPeak
SweepCount	500	500
Filter	3 dB	3 dB
Trace Mode	Max Hold	Max Hold
Sweeptype	FFT	AUTO
Preamp	off	off
Stablemode	Trace	Trace
Stablevalue	0.30 dB	0.30 dB
Run	10 / max. 150	max. 150
Stable	3 / 3	3
Max Stable Difference	0.05 dB	0.30 dB

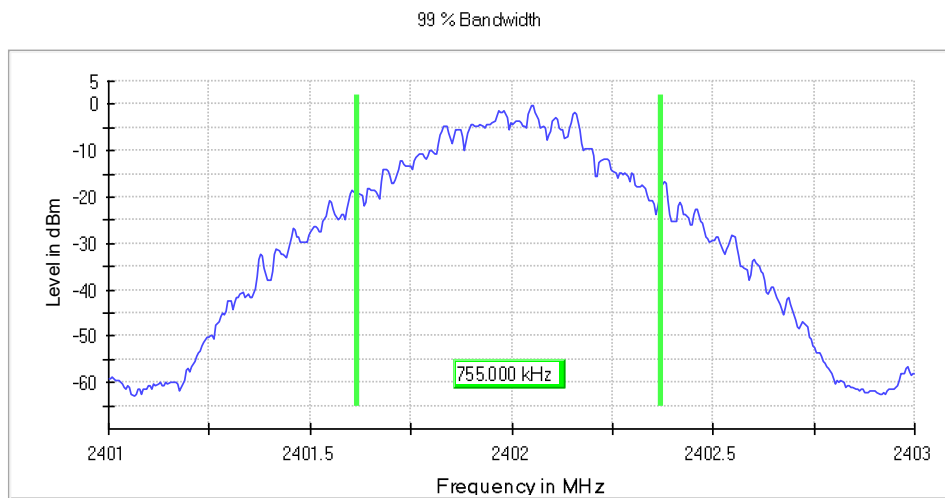
EDR mode (8DPSK)

99 % Bandwidth

DUT Frequency (MHz)	Bandwidth (MHz)	Limit Min (MHz)	Limit Max (MHz)	Band Edge Left (MHz)	Band Edge Right (MHz)
2402.000000	0.755000	---	---	2401.617500	2402.372500

(continuation of the "99 % Bandwidth" table from column 6 ...)

DUT Frequency (MHz)	Result
2402.000000	PASS



Measurement

Setting	Instrument Value	Target Value
Start Frequency	2.40100 GHz	2.40100 GHz
Stop Frequency	2.40300 GHz	2.40300 GHz
Span	2.000 MHz	2.000 MHz
RBW	10.000 kHz	>= 10.000 kHz
VBW	30.000 kHz	>= 30.000 kHz
SweepPoints	400	~ 400
Sweeptime	189.648 µs	AUTO
Reference Level	0.000 dBm	0.000 dBm
Attenuation	20.000 dB	AUTO
Detector	MaxPeak	MaxPeak
SweepCount	500	500
Filter	3 dB	3 dB
Trace Mode	Max Hold	Max Hold
SweepType	FFT	AUTO
Preamp	off	off
Stablemode	Trace	Trace
Stablevalue	0.30 dB	0.30 dB
Run	9 / max. 150	max. 150
Stable	3 / 3	3
Max Stable Difference	0.04 dB	0.30 dB

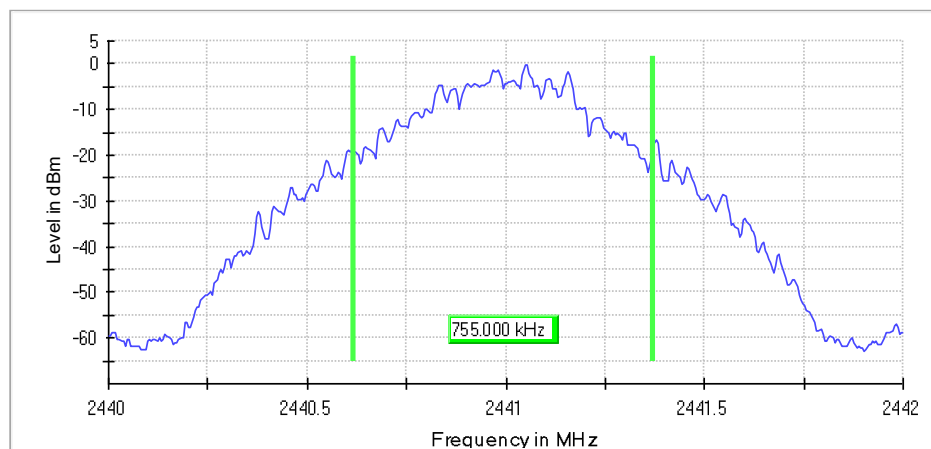
## 99 % Bandwidth

DUT Frequency (MHz)	Bandwidth (MHz)	Limit Min (MHz)	Limit Max (MHz)	Band Edge Left (MHz)	Band Edge Right (MHz)
2441.000000	0.755000	---	---	2440.617500	2441.372500

(continuation of the "99 % Bandwidth" table from column 6 ...)

DUT Frequency (MHz)	Result
2441.000000	PASS

99 % Bandwidth



## Measurement

Setting	Instrument Value	Target Value
Start Frequency	2.40100 GHz	2.40100 GHz
Stop Frequency	2.40300 GHz	2.40300 GHz
Span	2.000 MHz	2.000 MHz
RBW	10.000 kHz	>= 10.000 kHz
VBW	30.000 kHz	>= 30.000 kHz
SweepPoints	400	~ 400
SweepTime	189.648 µs	AUTO
Reference Level	0.000 dBm	0.000 dBm
Attenuation	20.000 dB	AUTO
Detector	MaxPeak	MaxPeak
SweepCount	500	500
Filter	3 dB	3 dB
Trace Mode	Max Hold	Max Hold
SweepType	FFT	AUTO
Preamp	off	off
Stablemode	Trace	Trace
Stablevalue	0.30 dB	0.30 dB
Run	9 / max. 150	max. 150
Stable	3 / 3	3
Max Stable Difference	0.04 dB	0.30 dB

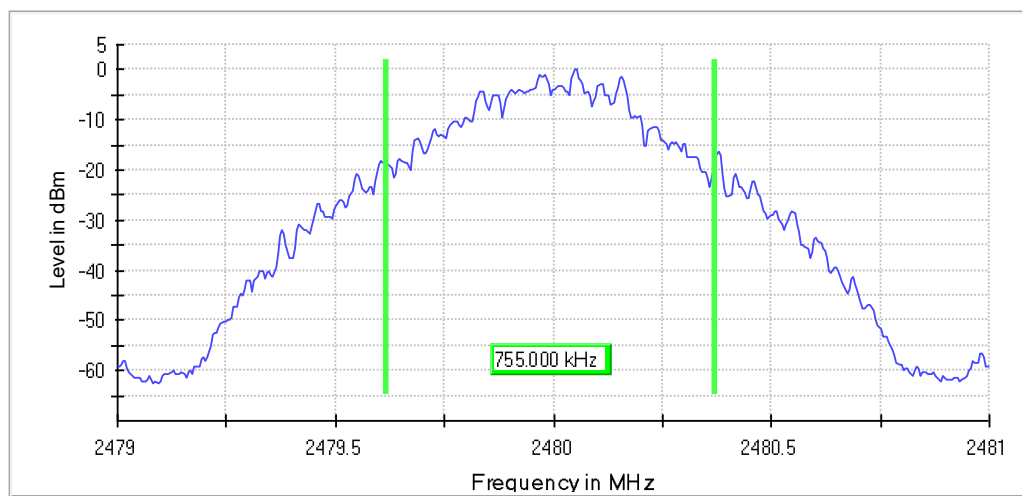
## 99 % Bandwidth

DUT Frequency (MHz)	Bandwidth (MHz)	Limit Min (MHz)	Limit Max (MHz)	Band Edge Left (MHz)	Band Edge Right (MHz)
2480.000000	0.755000	---	---	2479.617500	2480.372500

(continuation of the "99 % Bandwidth" table from column 6 ...)

DUT Frequency (MHz)	Result
2480.000000	PASS

99 % Bandwidth



## Measurement

Setting	Instrument Value	Target Value
Start Frequency	2.40100 GHz	2.40100 GHz
Stop Frequency	2.40300 GHz	2.40300 GHz
Span	2.000 MHz	2.000 MHz
RBW	10.000 kHz	>= 10.000 kHz
VBW	30.000 kHz	>= 30.000 kHz
SweepPoints	400	~ 400
Sweeptime	189.648 µs	AUTO
Reference Level	0.000 dBm	0.000 dBm
Attenuation	20.000 dB	AUTO
Detector	MaxPeak	MaxPeak
SweepCount	500	500
Filter	3 dB	3 dB
Trace Mode	Max Hold	Max Hold
Sweeptype	FFT	AUTO
Preamp	off	off
Stablemode	Trace	Trace
Stablevalue	0.30 dB	0.30 dB
Run	9 / max. 150	max. 150
Stable	3 / 3	3
Max Stable Difference	0.04 dB	0.30 dB

## Appendix B.2: Test Results of 20dB Bandwidth

BR mode (GFSK)

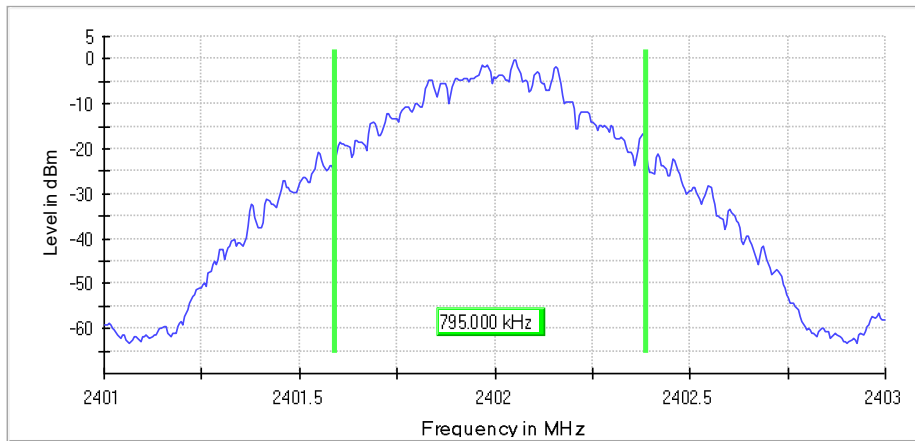
### 20 dB Bandwidth

DUT Frequency (MHz)	Bandwidth (MHz)	Limit Min (MHz)	Limit Max (MHz)	Band Edge Left (MHz)	Band Edge Right (MHz)
2402.000000	0.795000	---	---	2401.592500	2402.387500

(continuation of the "20 dB Bandwidth" table from column 6 ...)

DUT Frequency (MHz)	Max Level (dBm)	Result
2402.000000	-0.1	PASS

20 dB Bandwidth



## Measurement

Setting	Instrument Value	Target Value
Start Frequency	2.40100 GHz	2.40100 GHz
Stop Frequency	2.40300 GHz	2.40300 GHz
Span	2.000 MHz	2.000 MHz
RBW	10.000 kHz	>= 10.000 kHz
VBW	30.000 kHz	>= 30.000 kHz
SweepPoints	400	~ 400
Sweeptime	189.648 µs	AUTO
Reference Level	0.000 dBm	0.000 dBm
Attenuation	20.000 dB	AUTO
Detector	MaxPeak	MaxPeak
SweepCount	200	200
Filter	3 dB	3 dB
Trace Mode	Max Hold	Max Hold
SweepType	FFT	AUTO
Preamp	off	off
Stablemode	Trace	Trace
Stablevalue	0.50 dB	0.50 dB
Run	13 / max. 150	max. 150
Stable	5 / 5	5
Max Stable Difference	0.12 dB	0.50 dB



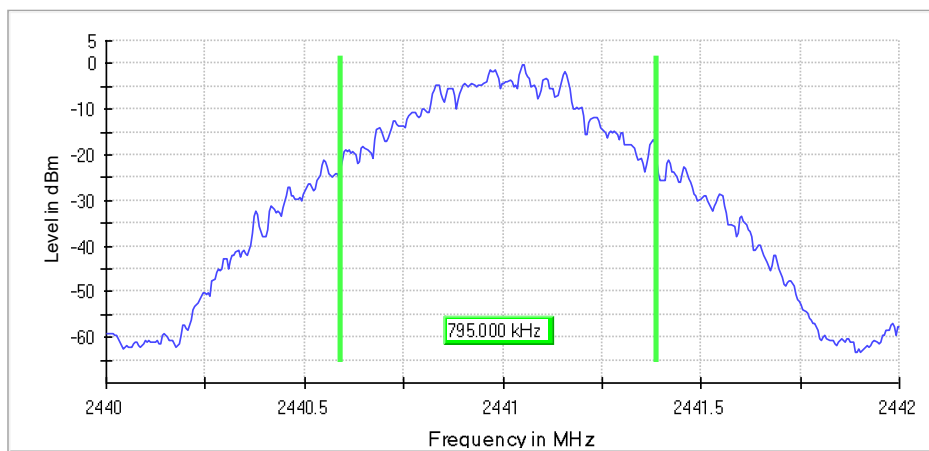
## 20 dB Bandwidth

DUT Frequency (MHz)	Bandwidth (MHz)	Limit Min (MHz)	Limit Max (MHz)	Band Edge Left (MHz)	Band Edge Right (MHz)
2441.000000	0.795000	---	---	2440.592500	2441.387500

(continuation of the "20 dB Bandwidth" table from column 6 ...)

DUT Frequency (MHz)	Max Level (dBm)	Result
2441.000000	-0.3	PASS

20 dB Bandwidth



## Measurement

Setting	Instrument Value	Target Value
Start Frequency	2.40100 GHz	2.40100 GHz
Stop Frequency	2.40300 GHz	2.40300 GHz
Span	2.000 MHz	2.000 MHz
RBW	10.000 kHz	>= 10.000 kHz
VBW	30.000 kHz	>= 30.000 kHz
SweepPoints	400	~ 400
SweepTime	189.648 $\mu$ s	AUTO
Reference Level	0.000 dBm	0.000 dBm
Attenuation	20.000 dB	AUTO
Detector	MaxPeak	MaxPeak
SweepCount	200	200
Filter	3 dB	3 dB
Trace Mode	Max Hold	Max Hold
SweepType	FFT	AUTO
Preamp	off	off
Stablemode	Trace	Trace
Stablevalue	0.50 dB	0.50 dB
Run	13 / max. 150	max. 150
Stable	5 / 5	5
Max Stable Difference	0.12 dB	0.50 dB

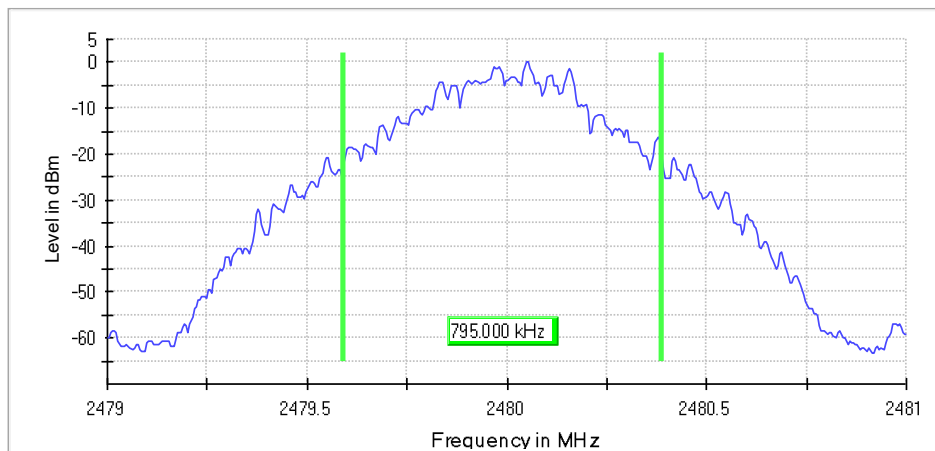
## 20 dB Bandwidth

DUT Frequency (MHz)	Bandwidth (MHz)	Limit Min (MHz)	Limit Max (MHz)	Band Edge Left (MHz)	Band Edge Right (MHz)
2480.000000	0.795000	---	---	2479.592500	2480.387500

(continuation of the "20 dB Bandwidth" table from column 6 ...)

DUT Frequency (MHz)	Max Level (dBm)	Result
2480.000000	0.2	PASS

20 dB Bandwidth



## Measurement

Setting	Instrument Value	Target Value
Start Frequency	2.40100 GHz	2.40100 GHz
Stop Frequency	2.40300 GHz	2.40300 GHz
Span	2.000 MHz	2.000 MHz
RBW	10.000 kHz	>= 10.000 kHz
VBW	30.000 kHz	>= 30.000 kHz
SweepPoints	400	~ 400
SweepTime	189.648 µs	AUTO
Reference Level	0.000 dBm	0.000 dBm
Attenuation	20.000 dB	AUTO
Detector	MaxPeak	MaxPeak
SweepCount	200	200
Filter	3 dB	3 dB
Trace Mode	Max Hold	Max Hold
SweepType	FFT	AUTO
Preamp	off	off
Stablemode	Trace	Trace
Stablevalue	0.50 dB	0.50 dB
Run	13 / max. 150	max. 150
Stable	5 / 5	5
Max Stable Difference	0.12 dB	0.50 dB

**EDR mode (8DPSK)**

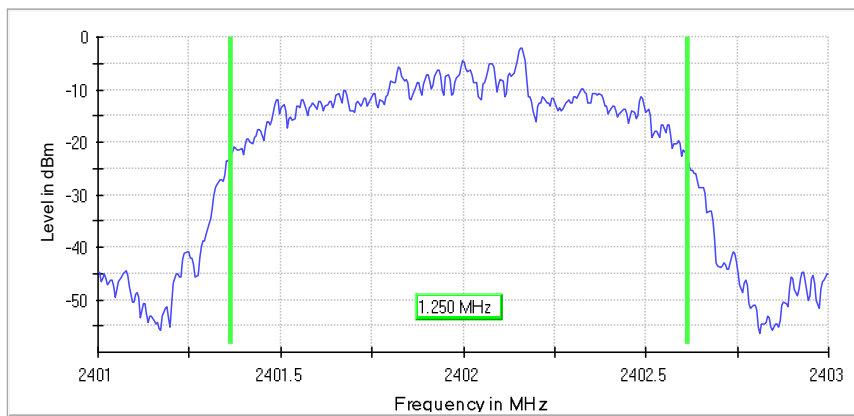
**20 dB Bandwidth**

DUT Frequency (MHz)	Bandwidth (MHz)	Limit Min (MHz)	Limit Max (MHz)	Band Edge Left (MHz)	Band Edge Right (MHz)
2402.000000	1.250000	---	---	2401.362500	2402.612500

(continuation of the "20 dB Bandwidth" table from column 6 ...)

DUT Frequency (MHz)	Max Level (dBm)	Result
2402.000000	-2.0	PASS

20 dB Bandwidth



**Measurement**

Setting	Instrument Value	Target Value
Start Frequency	2.40100 GHz	2.40100 GHz
Stop Frequency	2.40300 GHz	2.40300 GHz
Span	2.000 MHz	2.000 MHz
RBW	10.000 kHz	>= 10.000 kHz
VBW	30.000 kHz	>= 30.000 kHz
SweepPoints	400	~ 400
Sweptime	189.648 µs	AUTO
Reference Level	0.000 dBm	0.000 dBm
Attenuation	20.000 dB	AUTO
Detector	MaxPeak	MaxPeak
SweepCount	200	200
Filter	3 dB	3 dB
Trace Mode	Max Hold	Max Hold
Sweeptype	FFT	AUTO
Preamp	off	off
Stablemode	Trace	Trace
Stablevalue	0.50 dB	0.50 dB
Run	12 / max. 150	max. 150
Stable	5 / 5	5
Max Stable Difference	0.08 dB	0.50 dB

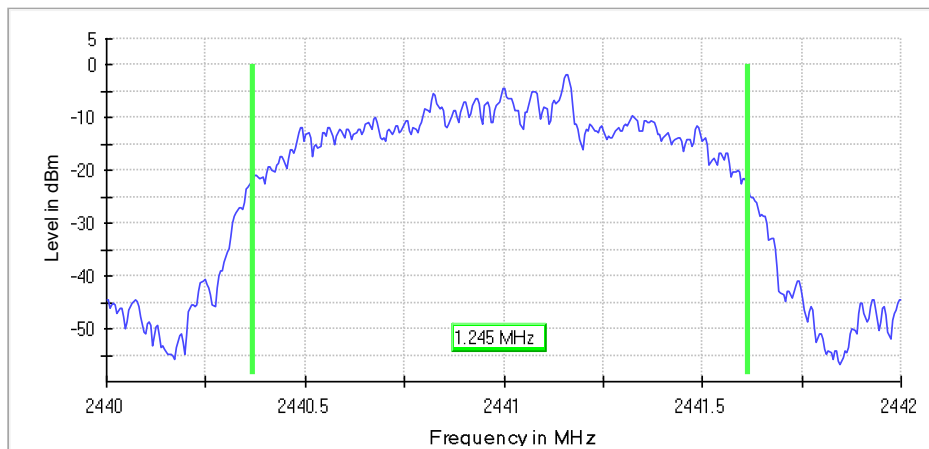
## 20 dB Bandwidth

DUT Frequency (MHz)	Bandwidth (MHz)	Limit Min (MHz)	Limit Max (MHz)	Band Edge Left (MHz)	Band Edge Right (MHz)
2441.000000	1.245000	---	---	2440.367500	2441.612500

(continuation of the "20 dB Bandwidth" table from column 6 ...)

DUT Frequency (MHz)	Max Level (dBm)	Result
2441.000000	-1.7	PASS

20 dB Bandwidth



## Measurement

Setting	Instrument Value	Target Value
Start Frequency	2.40100 GHz	2.40100 GHz
Stop Frequency	2.40300 GHz	2.40300 GHz
Span	2.000 MHz	2.000 MHz
RBW	10.000 kHz	>= 10.000 kHz
VBW	30.000 kHz	>= 30.000 kHz
SweepPoints	400	~ 400
SweepTime	189.648 µs	AUTO
Reference Level	0.000 dBm	0.000 dBm
Attenuation	20.000 dB	AUTO
Detector	MaxPeak	MaxPeak
SweepCount	200	200
Filter	3 dB	3 dB
Trace Mode	Max Hold	Max Hold
SweepType	FFT	AUTO
Preamp	off	off
Stablemode	Trace	Trace
Stablevalue	0.50 dB	0.50 dB
Run	12 / max. 150	max. 150
Stable	5 / 5	5
Max Stable Difference	0.08 dB	0.50 dB

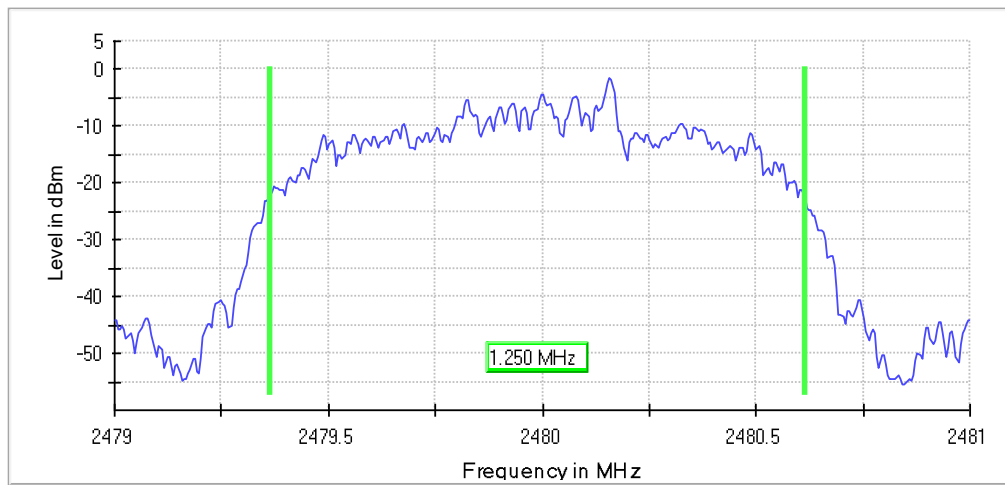
## 20 dB Bandwidth

DUT Frequency (MHz)	Bandwidth (MHz)	Limit Min (MHz)	Limit Max (MHz)	Band Edge Left (MHz)	Band Edge Right (MHz)
2480.000000	1.250000	---	---	2479.362500	2480.612500

(continuation of the "20 dB Bandwidth" table from column 6 ...)

DUT Frequency (MHz)	Max Level (dBm)	Result
2480.000000	-1.5	PASS

20 dB Bandwidth



## Measurement

Setting	Instrument Value	Target Value
Start Frequency	2.40100 GHz	2.40100 GHz
Stop Frequency	2.40300 GHz	2.40300 GHz
Span	2.000 MHz	2.000 MHz
RBW	10.000 kHz	>= 10.000 kHz
VBW	30.000 kHz	>= 30.000 kHz
SweepPoints	400	~ 400
SweepTime	189.648 µs	AUTO
Reference Level	0.000 dBm	0.000 dBm
Attenuation	20.000 dB	AUTO
Detector	MaxPeak	MaxPeak
SweepCount	200	200
Filter	3 dB	3 dB
Trace Mode	Max Hold	Max Hold
SweepType	FFT	AUTO
Preamp	off	off
Stablemode	Trace	Trace
Stablevalue	0.50 dB	0.50 dB
Run	12 / max. 150	max. 150
Stable	5 / 5	5
Max Stable Difference	0.08 dB	0.50 dB

## Appendix B.3: Test Results of Carrier Frequency Separation

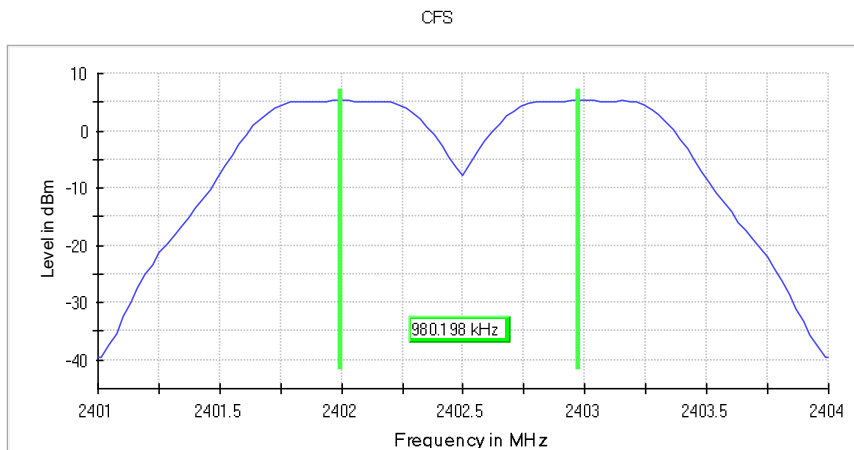
BR mode (GFSK)

### Result

DUT Frequency (MHz)	Frequency Separation (MHz)	Limit Min (MHz)	Limit Max (MHz)	Center Frequency low Channel (MHz)	Center Frequency high Channel (MHz)
2402.000000	0.980198	0.530000	---	2401.995050	2402.975248

(continuation of the "Result" table from column 6 ...)

DUT Frequency (MHz)	Result
2402.000000	PASS



### Measurement

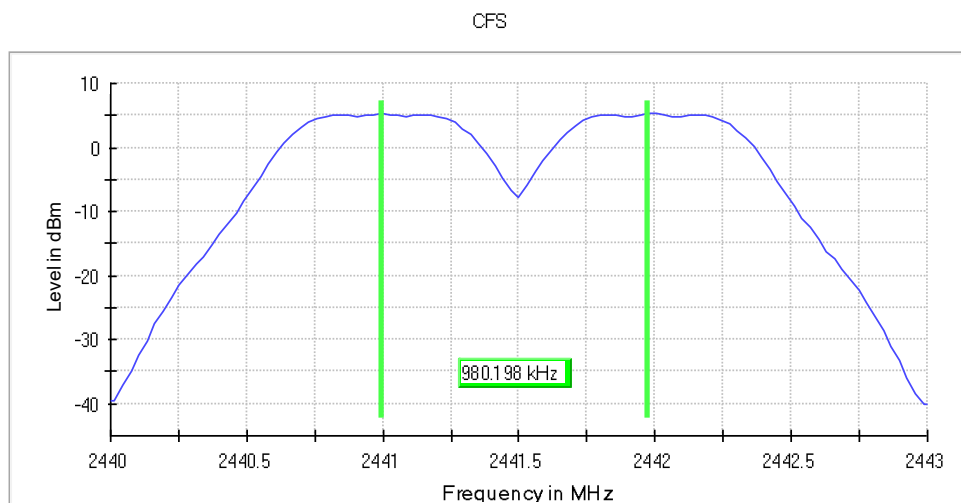
Setting	Instrument Value	Target Value
Start Frequency	2.40100 GHz	2.40100 GHz
Stop Frequency	2.40400 GHz	2.40400 GHz
Span	3.000 MHz	3.000 MHz
RBW	300.000 kHz	<= 300.000 kHz
VBW	300.000 kHz	>= 300.000 kHz
SweepPoints	101	~ 10
SweepTime	1.000 ms	AUTO
Reference Level	0.000 dBm	0.000 dBm
Attenuation	20.000 dB	AUTO
Detector	MaxPeak	MaxPeak
SweepCount	200	200
Filter	3 dB	3 dB
Trace Mode	Max Hold	Max Hold
Sweeptype	Sweep	Sweep
Preamp	off	off
Stablemode	Trace	Trace
Stablevalue	0.50 dB	0.50 dB
Run	14 / max. 150	max. 150
Stable	10 / 10	10
Max Stable Difference	0.02 dB	0.50 dB

## Result

DUT Frequency (MHz)	Frequency Separation (MHz)	Limit Min (MHz)	Limit Max (MHz)	Center Frequency low Channel (MHz)	Center Frequency high Channel (MHz)
2441.000000	0.980198	0.530000	---	2440.995050	2441.975248

(continuation of the "Result" table from column 6 ...)

DUT Frequency (MHz)	Result
2441.000000	PASS



## Measurement

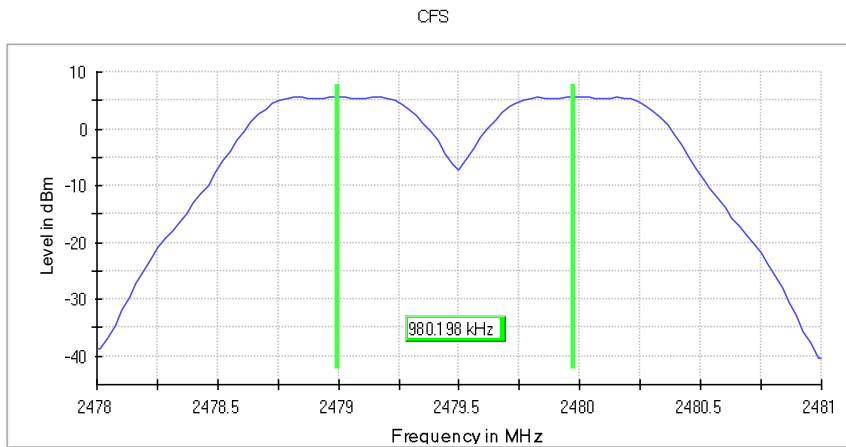
Setting	Instrument Value	Target Value
Start Frequency	2.40100 GHz	2.40100 GHz
Stop Frequency	2.40400 GHz	2.40400 GHz
Span	3.000 MHz	3.000 MHz
RBW	300.000 kHz	<= 300.000 kHz
VBW	300.000 kHz	>= 300.000 kHz
SweepPoints	101	~ 10
Sweeptime	1.000 ms	AUTO
Reference Level	0.000 dBm	0.000 dBm
Attenuation	20.000 dB	AUTO
Detector	MaxPeak	MaxPeak
SweepCount	200	200
Filter	3 dB	3 dB
Trace Mode	Max Hold	Max Hold
SweepType	Sweep	Sweep
Preamp	off	off
Stablemode	Trace	Trace
Stablevalue	0.50 dB	0.50 dB
Run	14 / max. 150	max. 150
Stable	10 / 10	10
Max Stable Difference	0.02 dB	0.50 dB

## Result

DUT Frequency (MHz)	Frequency Separation (MHz)	Limit Min (MHz)	Limit Max (MHz)	Center Frequency low Channel (MHz)	Center Frequency high Channel (MHz)
2480.000000	0.980198	0.530000	---	2478.995050	2479.975248

(continuation of the "Result" table from column 6 ...)

DUT Frequency (MHz)	Result
2480.000000	PASS



## Measurement

Setting	Instrument Value	Target Value
Start Frequency	2.40100 GHz	2.40100 GHz
Stop Frequency	2.40400 GHz	2.40400 GHz
Span	3.000 MHz	3.000 MHz
RBW	300.000 kHz	<= 300.000 kHz
VBW	300.000 kHz	>= 300.000 kHz
SweepPoints	101	~ 10
Sweeptime	1.000 ms	AUTO
Reference Level	0.000 dBm	0.000 dBm
Attenuation	20.000 dB	AUTO
Detector	MaxPeak	MaxPeak
SweepCount	200	200
Filter	3 dB	3 dB
Trace Mode	Max Hold	Max Hold
Sweeptype	Sweep	Sweep
Preamp	off	off
Stablemode	Trace	Trace
Stablevalue	0.50 dB	0.50 dB
Run	14 / max. 150	max. 150
Stable	10 / 10	10
Max Stable Difference	0.02 dB	0.50 dB



**EDR mode (8DPSK)**

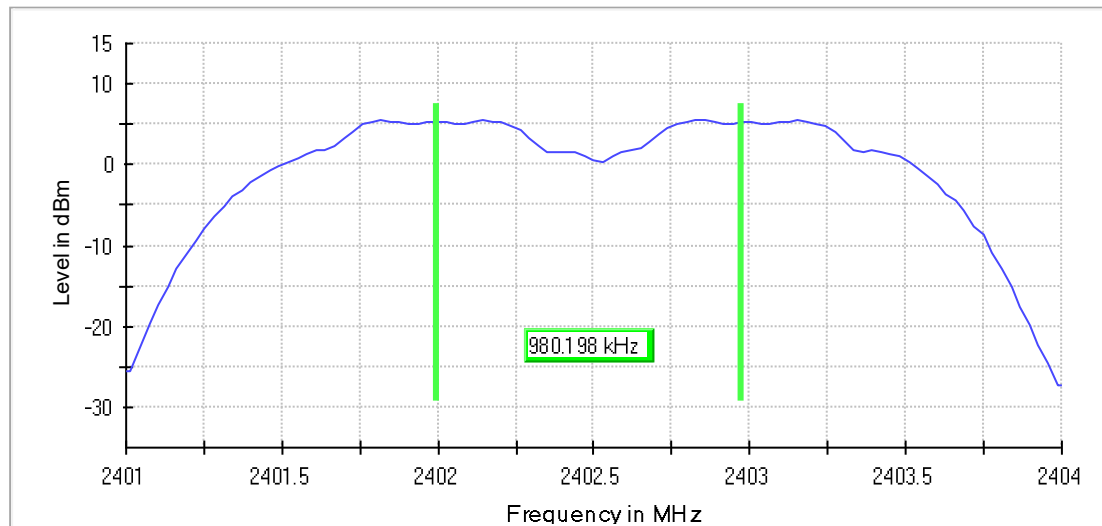
**Result**

DUT Frequency (MHz)	Frequency Separation (MHz)	Limit Min (MHz)	Limit Max (MHz)	Center Frequency low Channel (MHz)	Center Frequency high Channel (MHz)
2402.000000	0.980198	0.833333	---	2401.995050	2402.975248

(continuation of the "Result" table from column 6 ...)

DUT Frequency (MHz)	Result
2402.000000	PASS

CFS



**Measurement**

Setting	Instrument Value	Target Value
Start Frequency	2.40100 GHz	2.40100 GHz
Stop Frequency	2.40400 GHz	2.40400 GHz
Span	3.000 MHz	3.000 MHz
RBW	300.000 kHz	<= 300.000 kHz
VBW	300.000 kHz	>= 300.000 kHz
SweepPoints	101	~ 10
SweepTime	1.000 ms	AUTO
Reference Level	0.000 dBm	0.000 dBm
Attenuation	20.000 dB	AUTO
Detector	MaxPeak	MaxPeak
SweepCount	200	200
Filter	3 dB	3 dB
Trace Mode	Max Hold	Max Hold
SweepType	Sweep	Sweep
Preamp	off	off
Stablemode	Trace	Trace
Stablevalue	0.50 dB	0.50 dB
Run	15 / max. 150	max. 150
Stable	10 / 10	10
Max Stable Difference	0.00 dB	0.50 dB

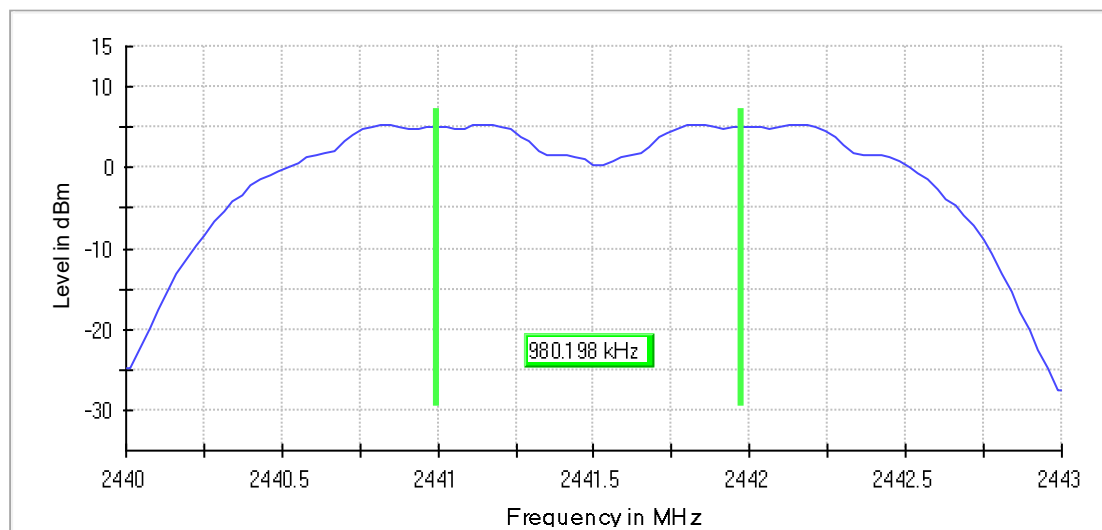
## Result

DUT Frequency (MHz)	Frequency Separation (MHz)	Limit Min (MHz)	Limit Max (MHz)	Center Frequency low Channel (MHz)	Center Frequency high Channel (MHz)
2441.000000	0.980198	0.830000	---	2440.995050	2441.975248

(continuation of the "Result" table from column 6 ...)

DUT Frequency (MHz)	Result
2441.000000	PASS

CFS



## Measurement

Setting	Instrument Value	Target Value
Start Frequency	2.44000 GHz	2.44000 GHz
Stop Frequency	2.44300 GHz	2.44300 GHz
Span	3.000 MHz	3.000 MHz
RBW	300.000 kHz	<= 300.000 kHz
VBW	300.000 kHz	>= 300.000 kHz
SweepPoints	101	~ 10
Sweeptime	1.000 ms	AUTO
Reference Level	0.000 dBm	0.000 dBm
Attenuation	20.000 dB	AUTO
Detector	MaxPeak	MaxPeak
SweepCount	200	200
Filter	3 dB	3 dB
Trace Mode	Max Hold	Max Hold
SweepType	Sweep	Sweep
Preamp	off	off
Stablemode	Trace	Trace
Stablevalue	0.50 dB	0.50 dB
Run	16 / max. 150	max. 150
Stable	10 / 10	10
Max Stable Difference	0.03 dB	0.50 dB

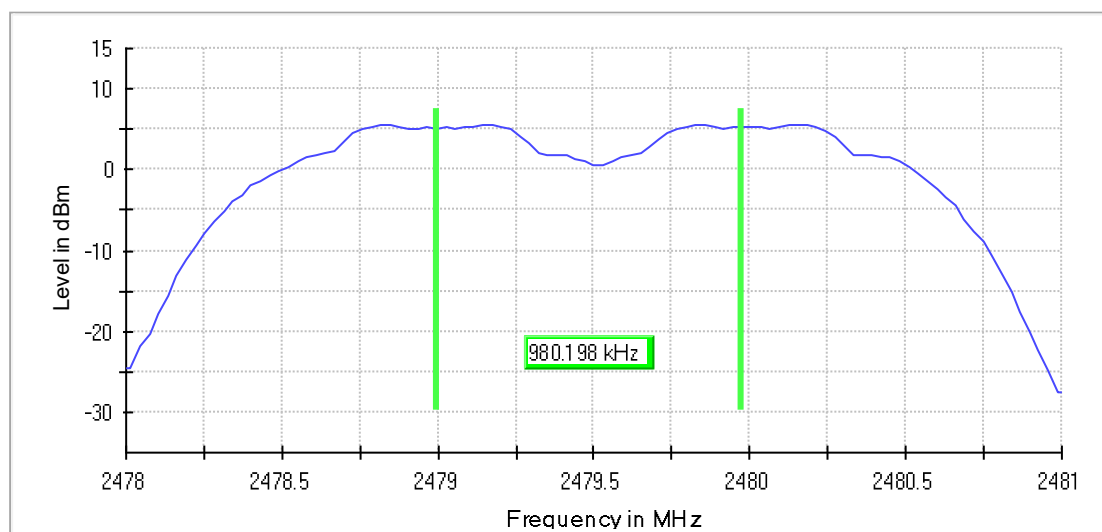
## Result

DUT Frequency (MHz)	Frequency Separation (MHz)	Limit Min (MHz)	Limit Max (MHz)	Center Frequency low Channel (MHz)	Center Frequency high Channel (MHz)
2480.000000	0.980198	0.833333	---	2478.995050	2479.975248

(continuation of the "Result" table from column 6 ...)

DUT Frequency (MHz)	Result
2480.000000	PASS

CFS



## Measurement

Setting	Instrument Value	Target Value
Start Frequency	2.47800 GHz	2.47800 GHz
Stop Frequency	2.48100 GHz	2.48100 GHz
Span	3.000 MHz	3.000 MHz
RBW	300.000 kHz	<= 300.000 kHz
VBW	300.000 kHz	>= 300.000 kHz
SweepPoints	101	~ 10
Sweeptime	1.000 ms	AUTO
Reference Level	0.000 dBm	0.000 dBm
Attenuation	20.000 dB	AUTO
Detector	MaxPeak	MaxPeak
SweepCount	200	200
Filter	3 dB	3 dB
Trace Mode	Max Hold	Max Hold
SweepType	Sweep	Sweep
Preamp	off	off
Stablemode	Trace	Trace
Stablevalue	0.50 dB	0.50 dB
Run	13 / max. 150	max. 150
Stable	10 / 10	10
Max Stable Difference	0.00 dB	0.50 dB

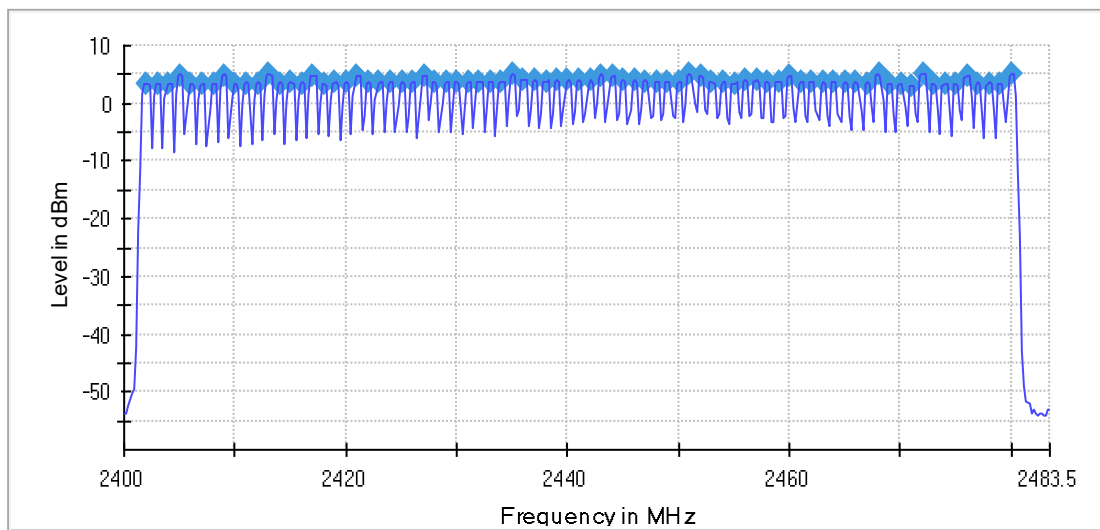
## Appendix B.4: Test Results of Number of Hopping Frequency

BR mode (GFSK)

### Channels

Channels	Limit Min	Limit Max	Result
79	15	---	PASS

Sequence



### Measurement

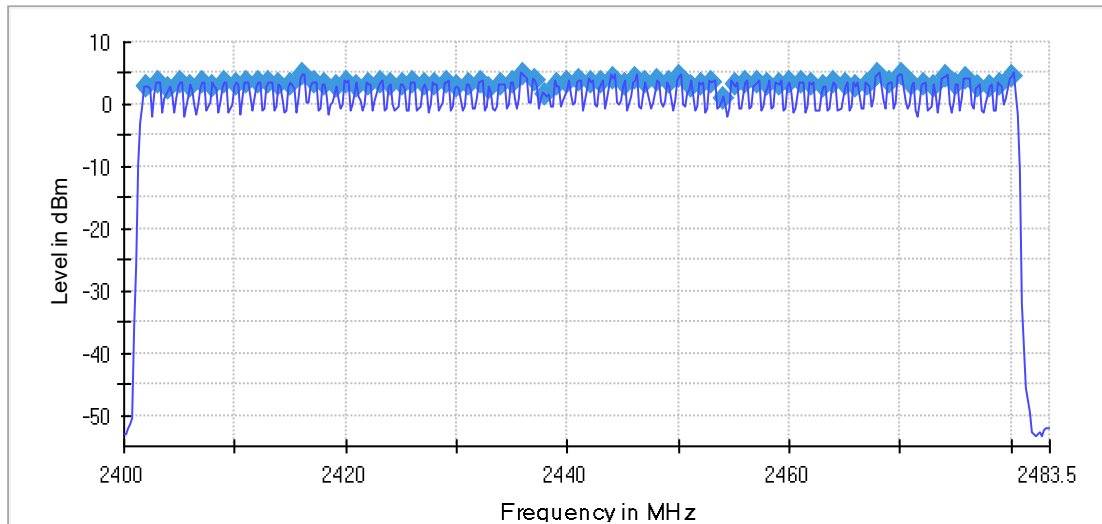
Setting	Instrument Value	Target Value
Start Frequency	2.40000 GHz	2.40000 GHz
Stop Frequency	2.48350 GHz	2.48350 GHz
Span	83.500 MHz	83.500 MHz
RBW	200.000 kHz	<= 299.000 kHz
VBW	200.000 kHz	>= 200.000 kHz
SweepPoints	418	~ 418
Sweeptime	1.060 ms	AUTO
Reference Level	0.000 dBm	0.000 dBm
Attenuation	20.000 dB	AUTO
Detector	MaxPeak	MaxPeak
SweepCount	100	100
Filter	3 dB	3 dB
Trace Mode	Max Hold	Max Hold
SweepType	Sweep	AUTO
Preamp	off	off
Stablemode	Trace	Trace
Stablevalue	0.50 dB	0.50 dB
Run	61 / max. 150	max. 150
Stable	3 / 3	3
Max Stable Difference	0.45 dB	0.50 dB

EDR mode (8DPSK)

Channels

Channels	Limit Min	Limit Max	Result
79	15	---	PASS

Sequence



Measurement

Setting	Instrument Value	Target Value
Start Frequency	2.40000 GHz	2.40000 GHz
Stop Frequency	2.48350 GHz	2.48350 GHz
Span	83.500 MHz	83.500 MHz
RBW	200.000 kHz	<= 299.000 kHz
VBW	200.000 kHz	>= 200.000 kHz
SweepPoints	418	~ 418
Sweeptime	1.060 ms	AUTO
Reference Level	0.000 dBm	0.000 dBm
Attenuation	20.000 dB	AUTO
Detector	MaxPeak	MaxPeak
SweepCount	100	100
Filter	3 dB	3 dB
Trace Mode	Max Hold	Max Hold
SweepType	Sweep	AUTO
Preamp	off	off
Stablemode	Trace	Trace
Stablevalue	0.50 dB	0.50 dB
Run	110 / max. 150	max. 150
Stable	3 / 3	3
Max Stable Difference	0.00 dB	0.50 dB

## Appendix B.5: Test Results of Time of Occupancy

BR mode (GFSK)

(Worst case: DH5)

### Result

DUT Frequency (MHz)	Result	Number of Hops	Average time of occupancy (ms)	Threshold (dBm)
2441.000000	PASS	81	237.250	-10.0

### Periode

Min (ms)	Max (ms)	Mean (ms)
20.000	1214.970	382.805

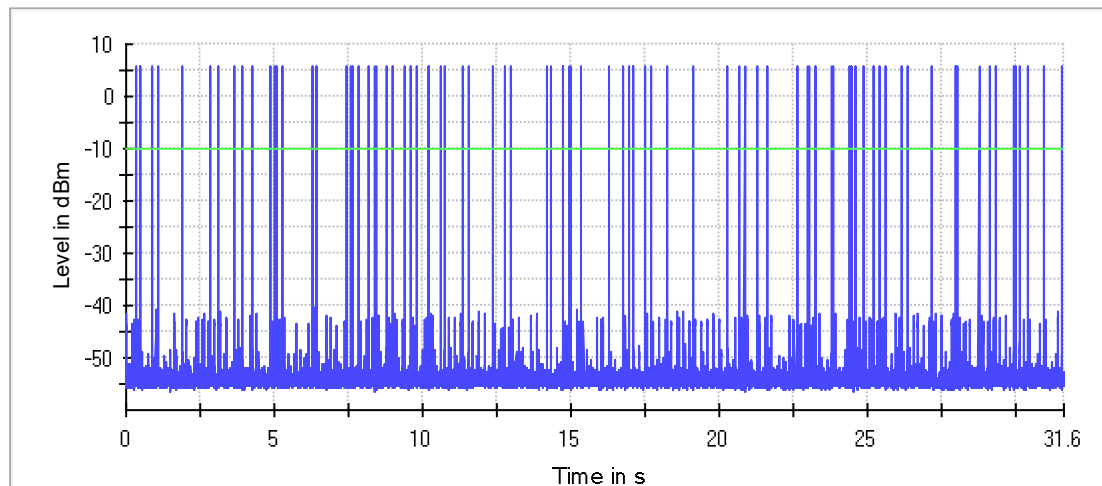
### Transmit Time per Hop

Min (ms)	Max (ms)	Limit Max for Max (ms)	Limit Min for Max (ms)	Mean (ms)
2.890	2.900	400.000	0.000	2.893

### DwellTime

Min (ms)	Max (ms)	Mean (ms)
2.890	2.900	2.893

Time of Channel Occupancy(3)



— Trace      — Threshold

**EDR mode (8DPSK)**

(Worst-Case:3DH5)

**Result**

DUT Frequency (MHz)	Result	Number of Hops	Average time of occupancy (ms)	Threshold (dBm)
2441.000000	PASS	83	241.790	-10.0

**Periode**

Min (ms)	Max (ms)	Mean (ms)
20.000	1214.970	373.346

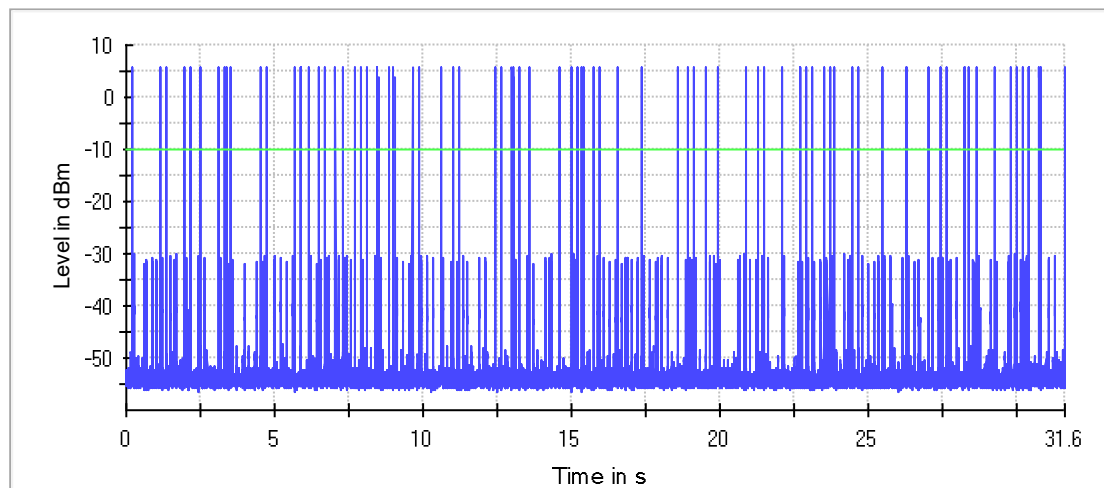
**Transmit Time per Hop**

Min (ms)	Max (ms)	Limit Max for Max (ms)	Limit Min for Max (ms)	Mean (ms)
2.850	2.900	400.000	0.000	2.878

**DwellTime**

Min (ms)	Max (ms)	Mean (ms)
2.890	2.900	2.897

Time of Channel Occupancy(3)

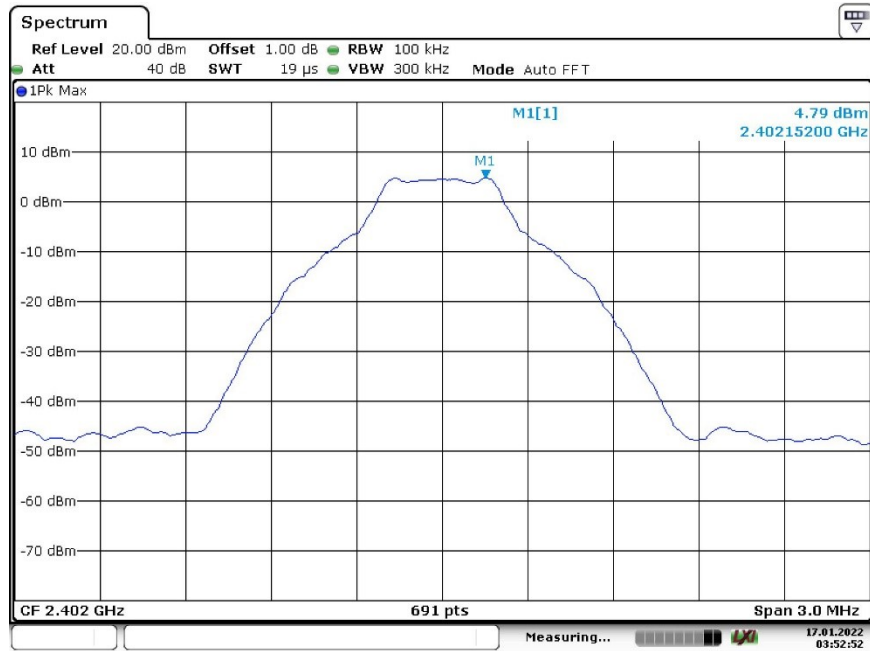


— Trace      — Threshold

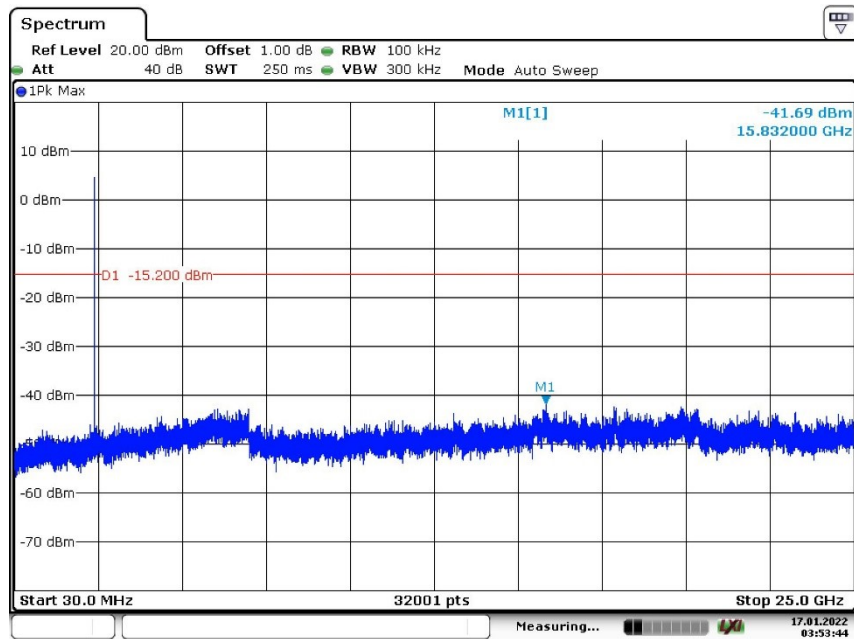
### Appendix B.6: Test Results of Conducted Spurious Emissions Measured in 100 kHz Bandwidth

BR mode (GFSK)

Low Channel



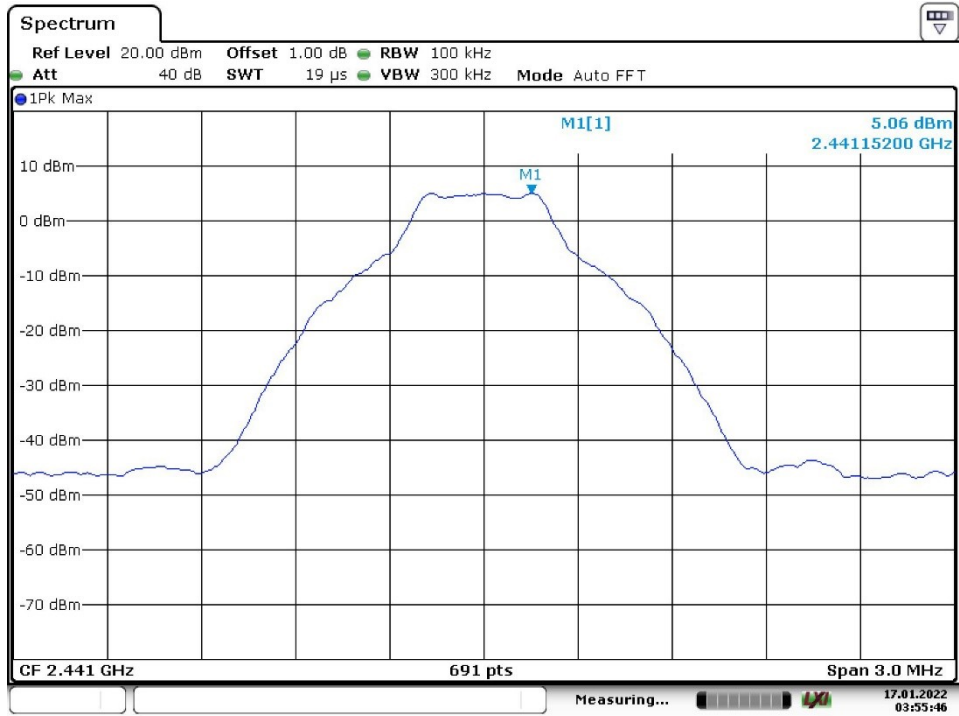
Date: 17.JAN.2022 03:52:52



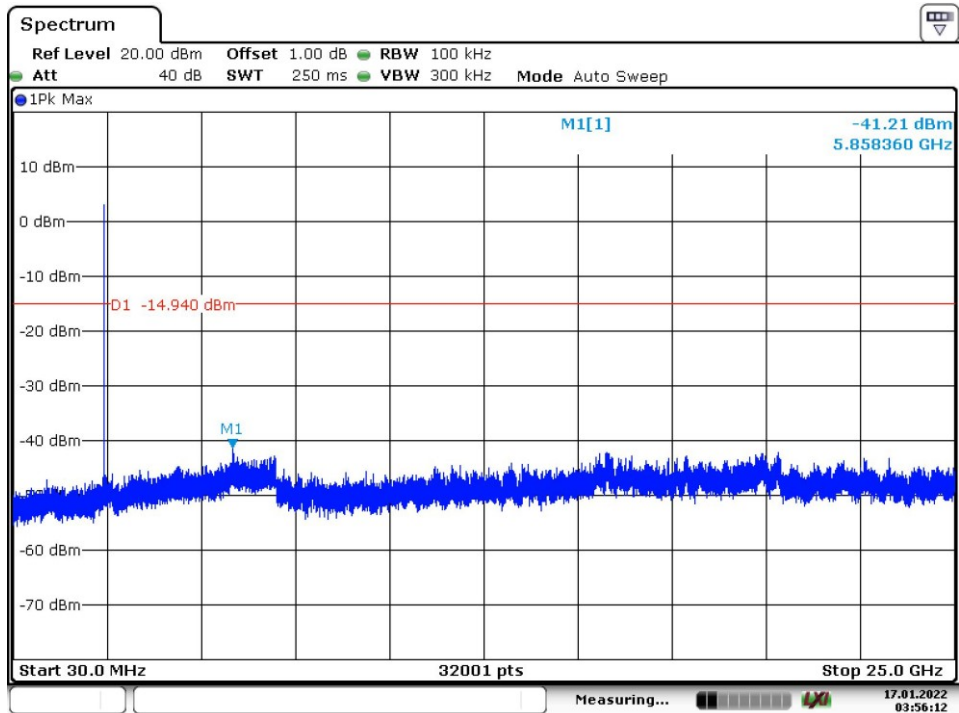
Date: 17.JAN.2022 03:53:44



Middle Channel

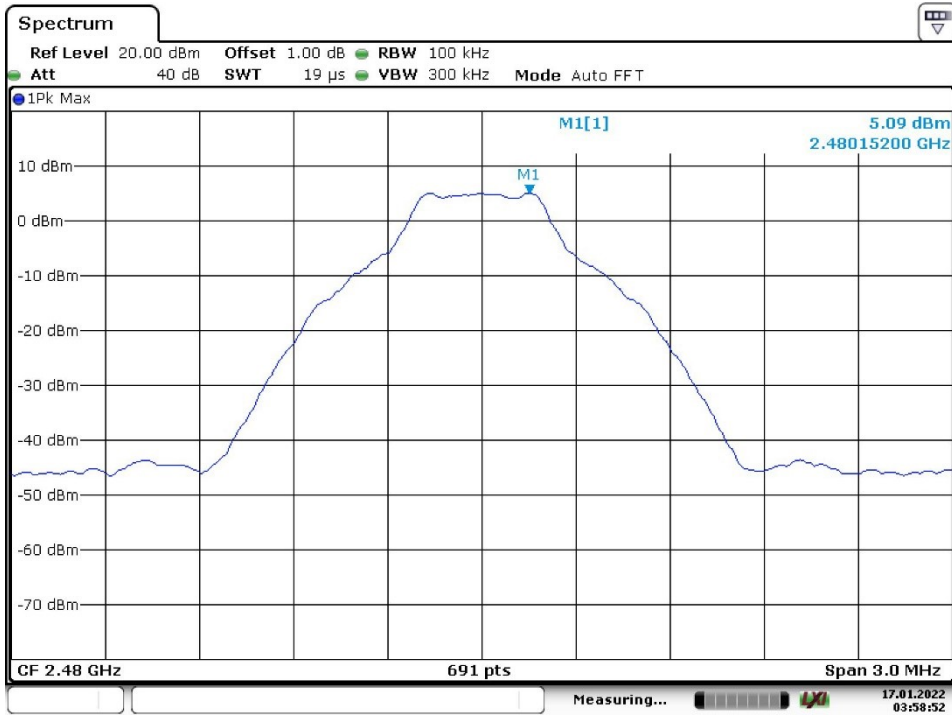


Date: 17.JAN.2022 03:55:46

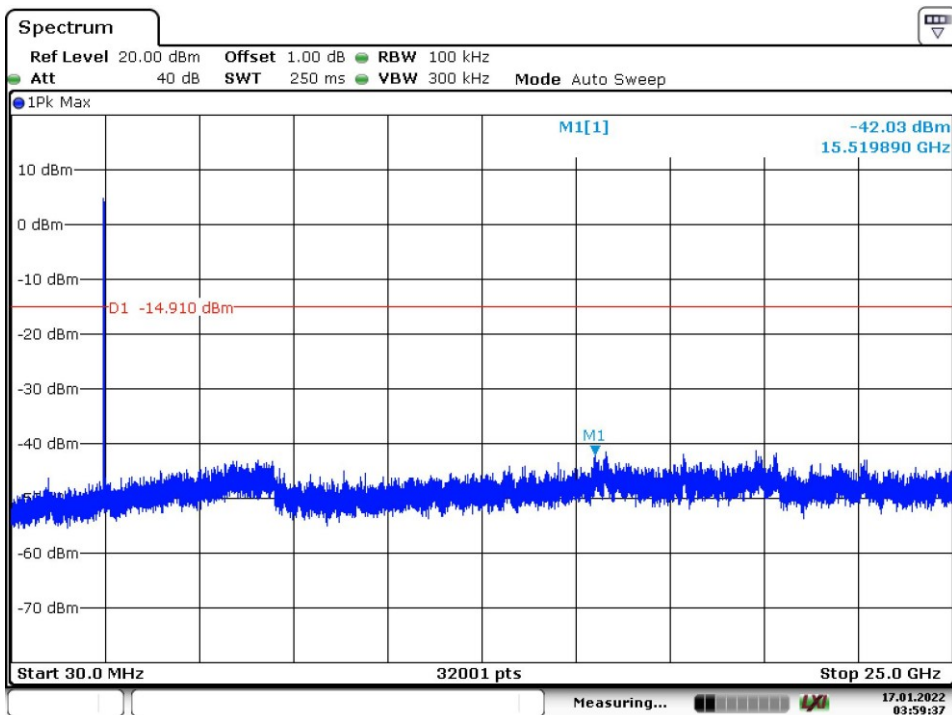


Date: 17.JAN.2022 03:56:12

High Channel

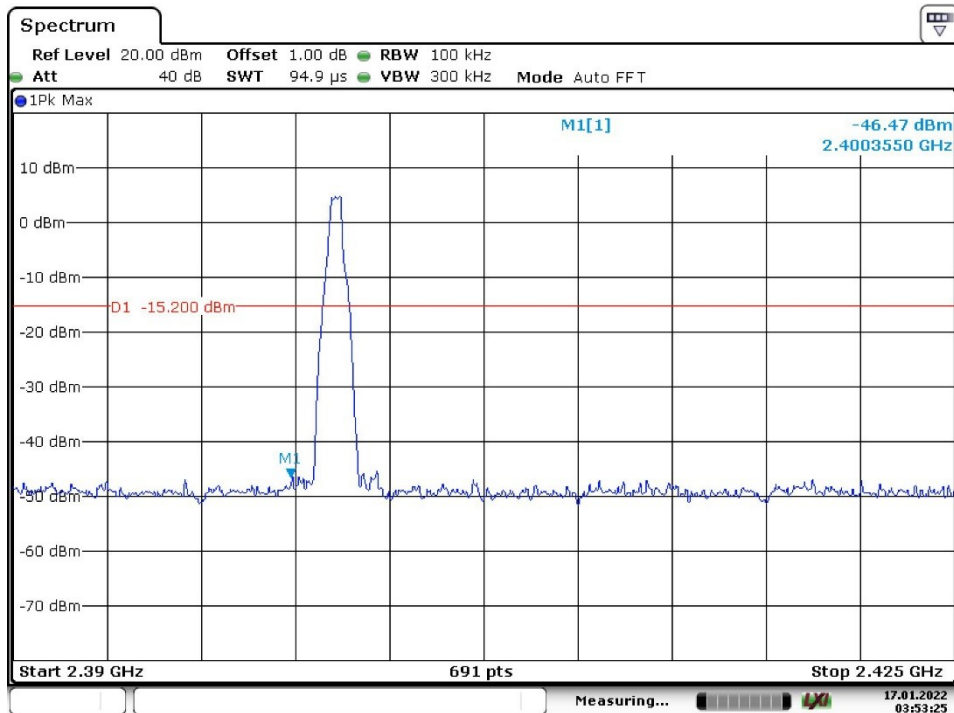


Date: 17.JAN.2022 03:58:52



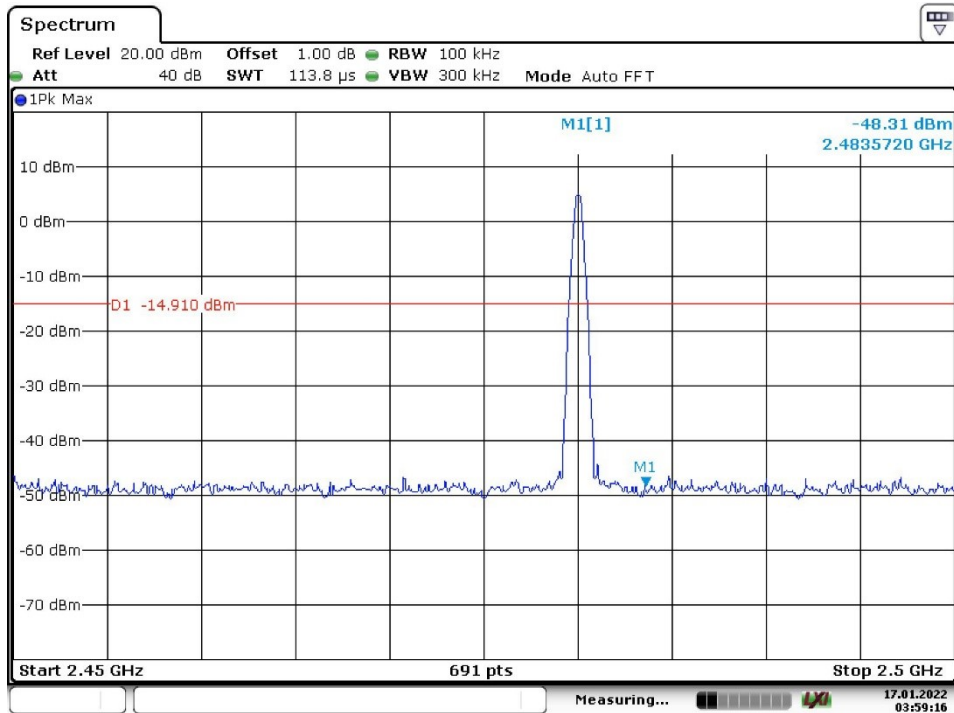
Date: 17.JAN.2022 03:59:37

Band Edge, Low Channel



Date: 17.JAN.2022 03:53:25

Band Edge, High Channel



Date: 17.JAN.2022 03:59:16