



## 6.4 Band edge measurements

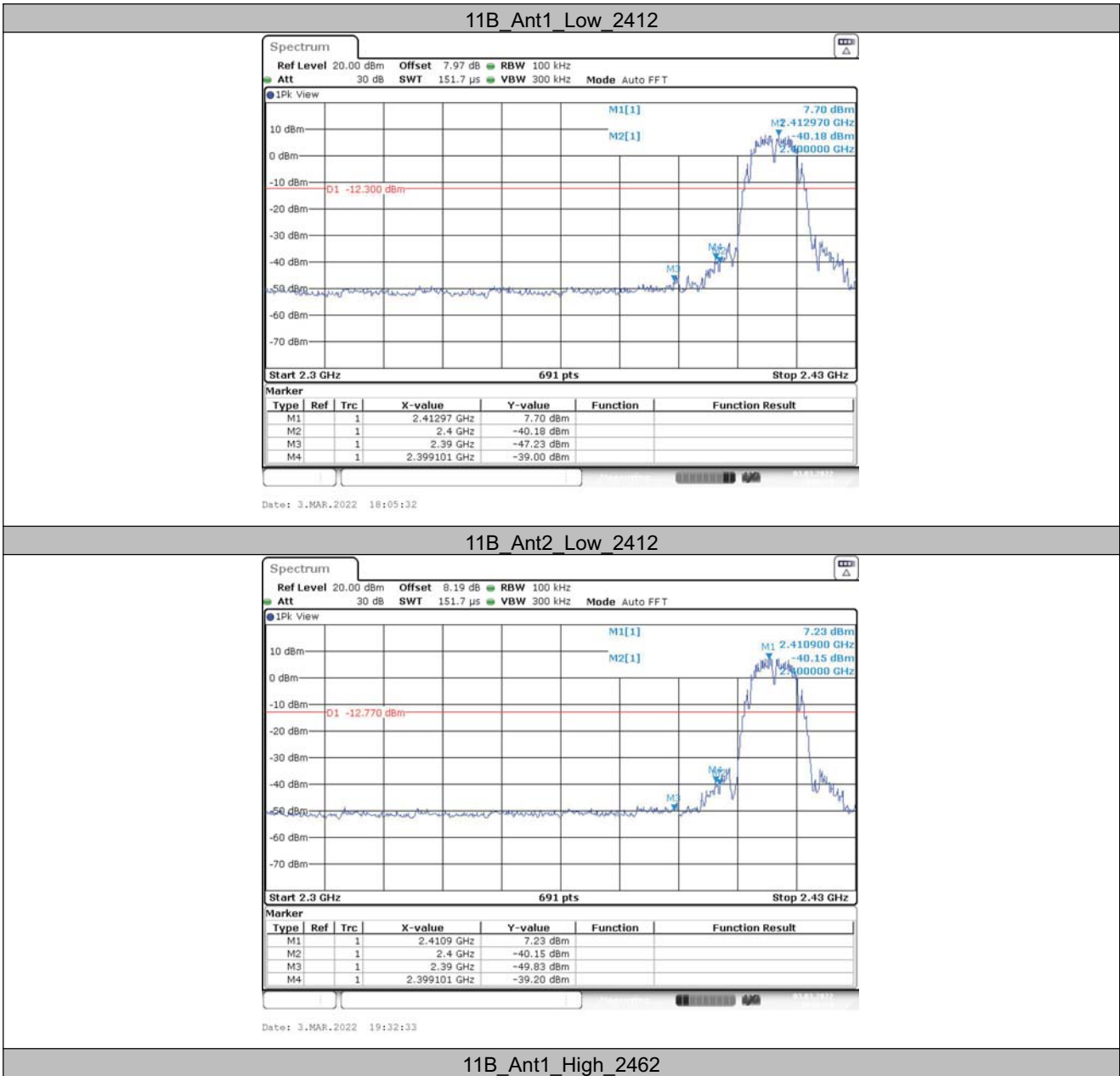
### 6.4.1 Test Result

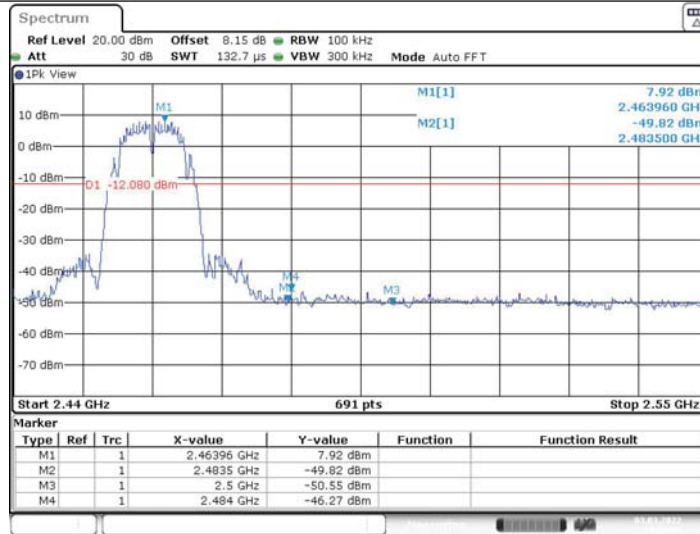
TestMode	Antenna	ChName	Frequency[MHz]	RefLevel[dBm]	Result[dBm]	Limit[dBm]	Verdict
	Ant1	High	2462	7.92	-46.27	≤-12.08	PASS
	Ant2	High	2462	8.01	-46.8	≤-11.99	PASS
11G	Ant1	Low	2412	3.36	-24.64	≤-16.64	PASS
	Ant2	Low	2412	4.77	-23.67	≤-15.23	PASS
	Ant1	High	2462	3.50	-35.13	≤-16.5	PASS
	Ant2	High	2462	4.44	-33.68	≤-15.56	PASS
11N20MIMO	Ant1	Low	2412	3.97	-24.64	≤-16.03	PASS
	Ant2	Low	2412	4.00	-25.19	≤-16	PASS
	Ant1	High	2462	3.88	-33.52	≤-16.12	PASS
	Ant2	High	2462	3.42	-26.28	≤-16.58	PASS
11N40MIMO	Ant1	Low	2422	3.73	-27.77	≤-16.27	PASS
	Ant2	Low	2422	4.38	-25.94	≤-15.62	PASS
	Ant1	High	2452	2.88	-42.53	≤-17.12	PASS
	Ant2	High	2452	2.19	-43.94	≤-17.81	PASS

TestMode	Antenna	ChName	Frequency[MHz]	RefLevel[dBm]	Result[dBm]	Limit[dBm]	Verdict
BLE_1M	Ant1	Low	2402	1.02	-48.73	≤-18.98	PASS
		High	2480	1.49	-47.55	≤-18.51	PASS
BLE_2M	Ant1	Low	2402	0.68	-44.41	≤-19.32	PASS
		High	2480	1.11	-48.06	≤-18.89	PASS



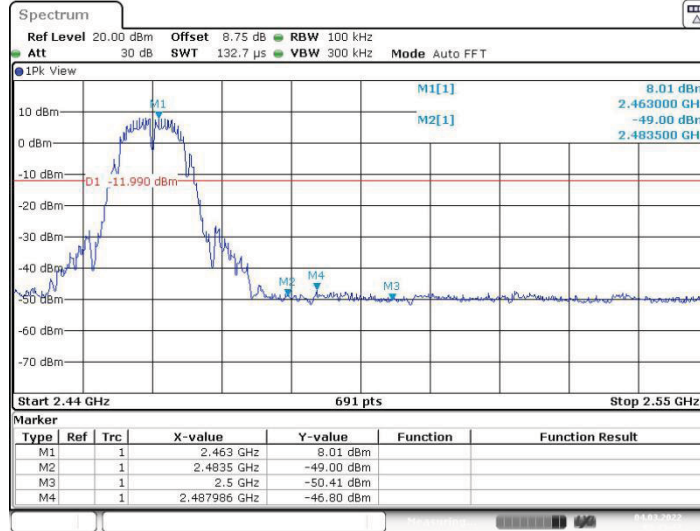
## 6.4.2 Test Graphs





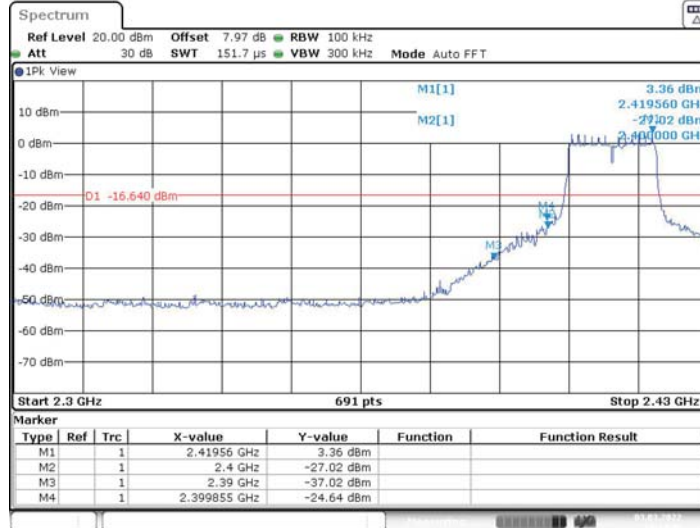
Date: 3.MAR.2022 18:10:50

### 11B Ant2 High 2462



Date: 4.MAR.2022 09:35:47

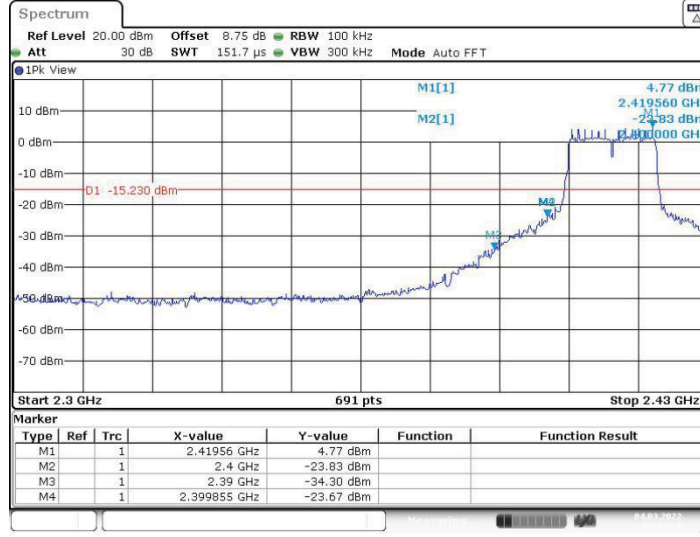
### 11G Ant1 Low 2412



Date: 3.MAR.2022 18:13:46

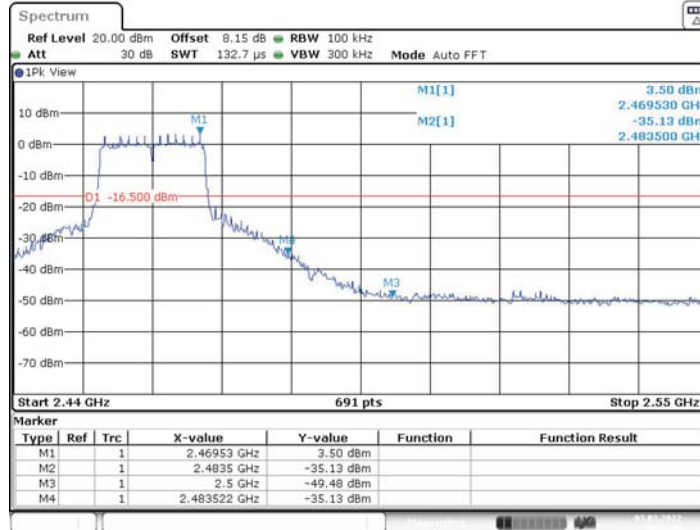


### 11G Ant2 Low 2412



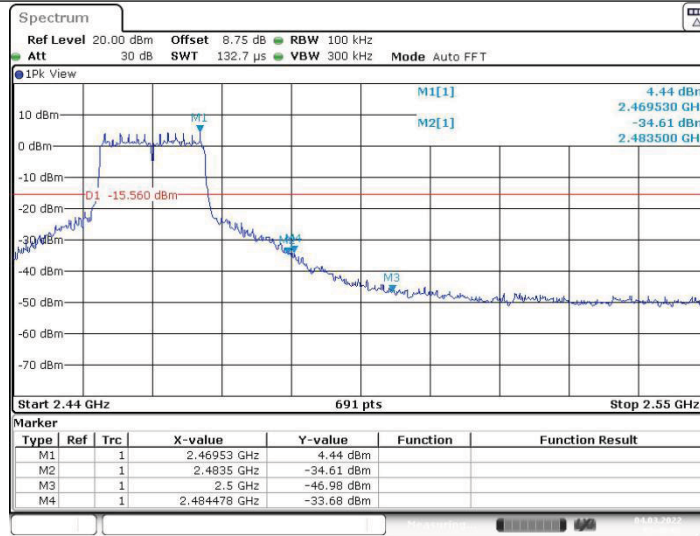
Date: 4.MAR.2022 09:37:24

### 11G Ant1 High 2462



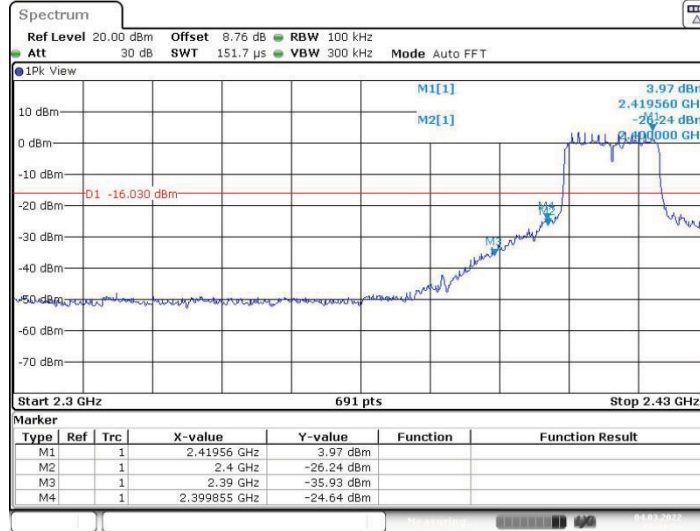
Date: 3.MAR.2022 19:26:50

### 11G Ant2 High 2462



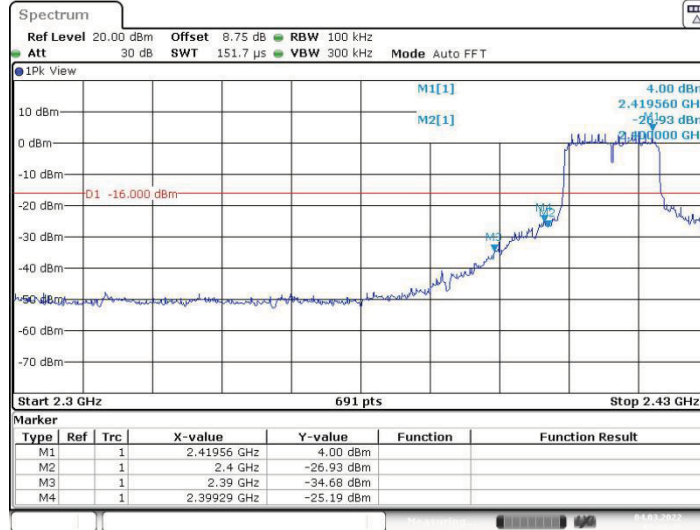
Date: 4.MAR.2022 09:40:07

### 11N20MIMO Ant1 Low 2412



Date: 4.MAR.2022 09:41:59

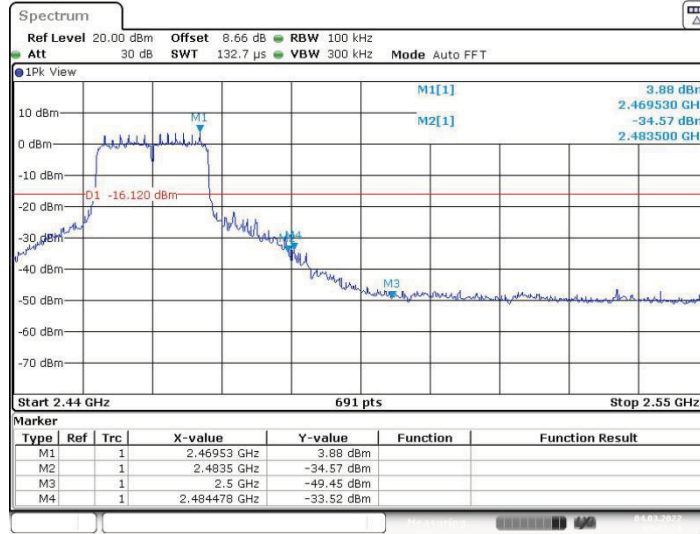
### 11N20MIMO Ant2 Low 2412



Date: 4.MAR.2022 09:43:22

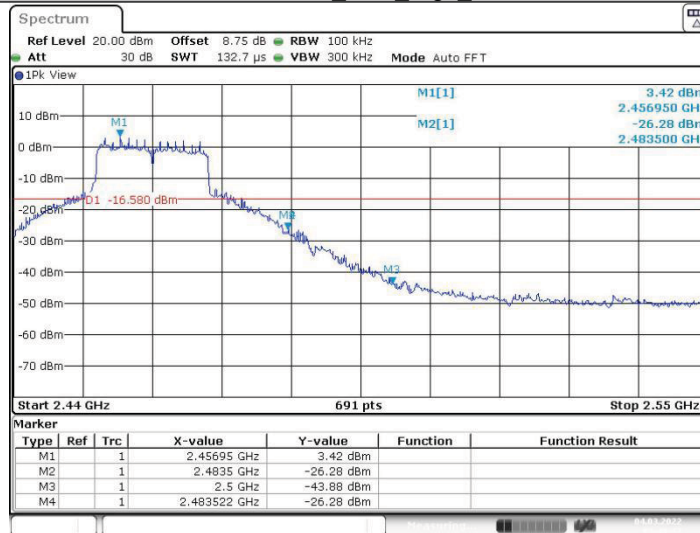


### 11N20MIMO\_Ant1\_High\_2462



Date: 4.MAR.2022 09:47:25

### 11N20MIMO\_Ant2\_High\_2462



Date: 4.MAR.2022 09:48:47

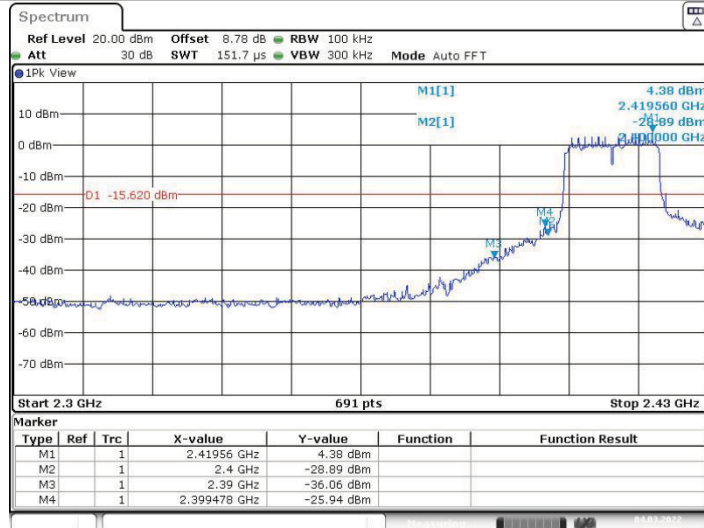
### 11N40MIMO\_Ant1\_Low\_2422





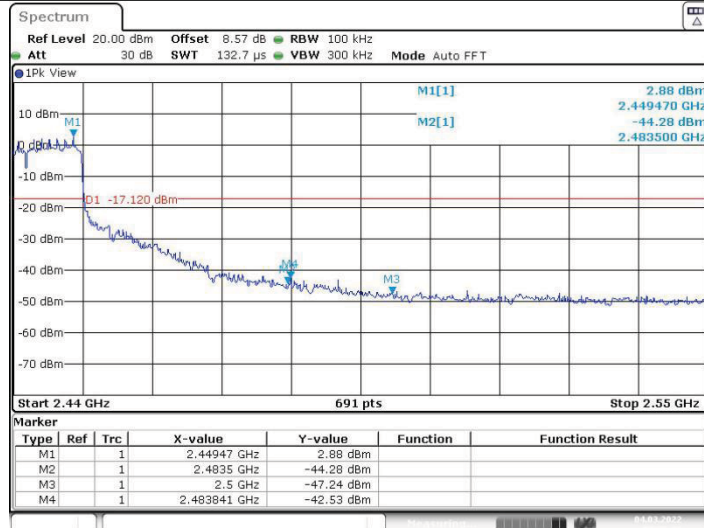
Date: 4.MAR.2022 09:50:37

### 11N40MIMO Ant2 Low 2422



Date: 4.MAR.2022 09:52:01

### 11N40MIMO Ant1 High 2452

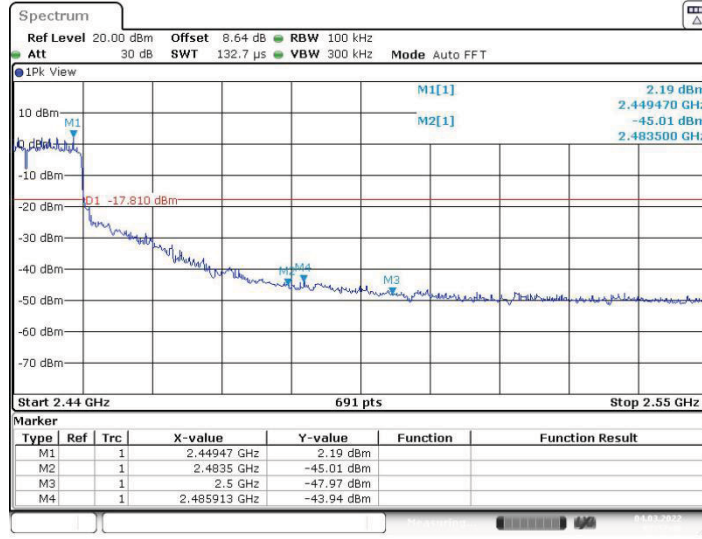


Date: 4.MAR.2022 09:56:04

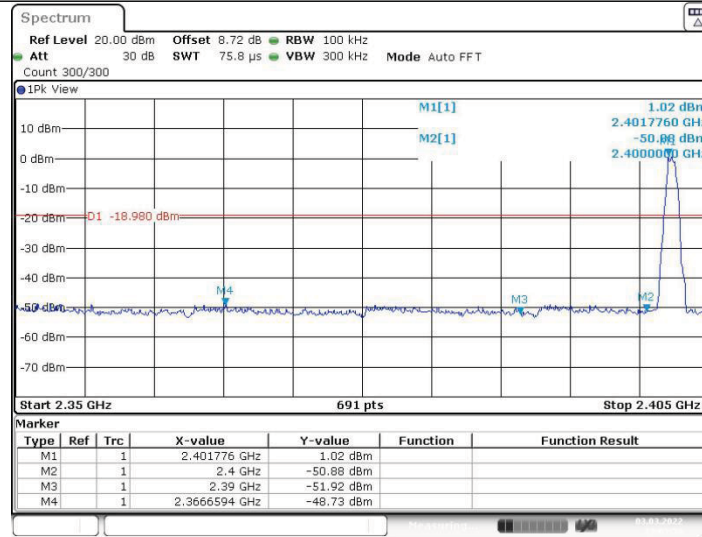




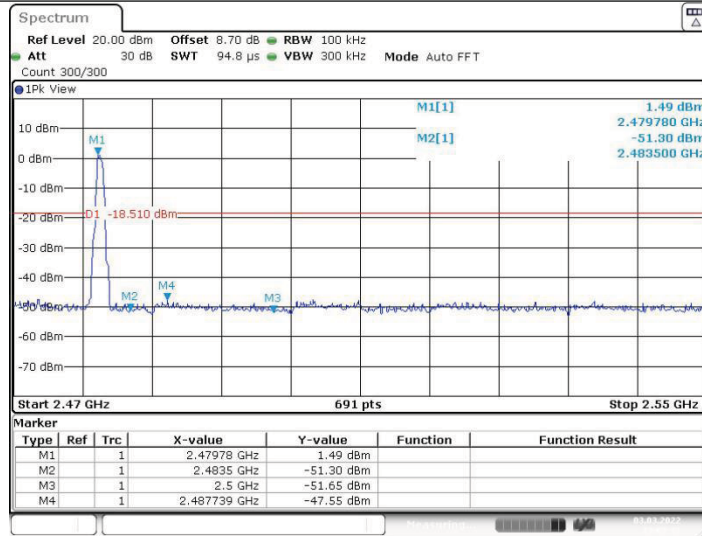
## 11N40MIMO\_Ant2\_High\_2452



## BLE\_1M\_Ant1\_Low\_2402

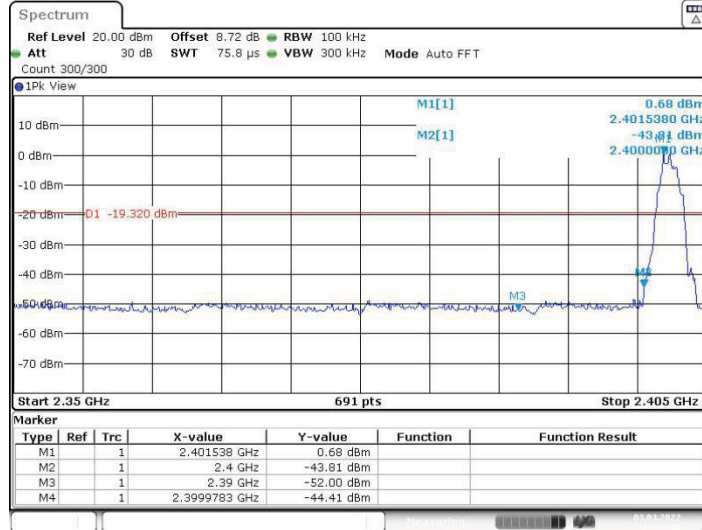


## BLE\_1M\_Ant1\_High\_2480



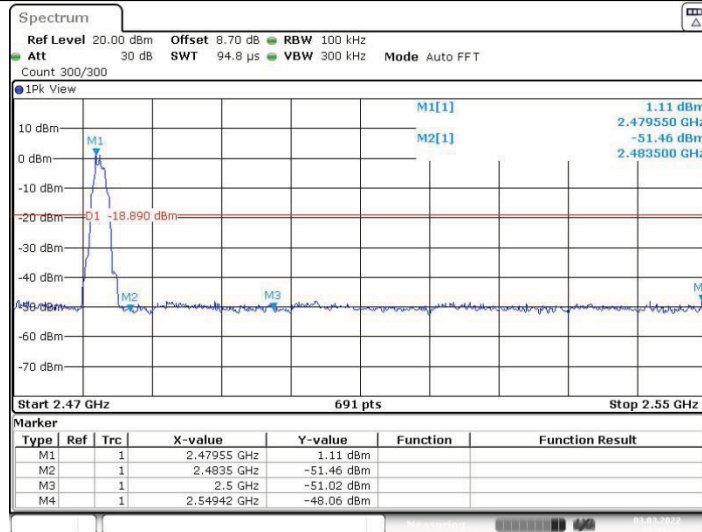
Date: 3.MAR.2022 13:09:31

### BLE 2M Ant1 Low 2402



Date: 3.MAR.2022 13:10:48

### BLE 2M Ant1 High 2480



Date: 3.MAR.2022 13:13:44



## 6.5 OUT OF BAND EMISSION MEASUREMENT

### 6.5.1 Test Result

TestMode	Antenna	Frequency[MHz]	FreqRange [Mhz]	RefLevel [dBm]	Result [dBm]	Limit [dBm]	Verdict	
11B	Ant1	2412	Reference	8.95	8.95	---	PASS	
			30~1000	8.95	-57.94	≤-21.05	PASS	
			1000~26500	8.95	-43.23	≤-21.05	PASS	
	Ant2	2412	Reference	8.34	8.34	---	PASS	
			30~1000	8.34	-58.47	≤-21.66	PASS	
			1000~26500	8.34	-44.44	≤-21.66	PASS	
	Ant1	2437	Reference	9.11	9.11	---	PASS	
			30~1000	9.11	-57.18	≤-20.89	PASS	
			1000~26500	9.11	-43.83	≤-20.89	PASS	
	Ant2	2437	Reference	8.54	8.54	---	PASS	
			30~1000	8.54	-58.11	≤-21.46	PASS	
			1000~26500	8.54	-44.45	≤-21.46	PASS	
	Ant1	2462	Reference	19.66	19.66	---	PASS	
			30~1000	19.66	-57.57	≤-10.34	PASS	
			1000~26500	19.66	-43.45	≤-10.34	PASS	
	Ant2	2462	Reference	8.28	8.28	---	PASS	
			30~1000	8.28	-59.03	≤-21.72	PASS	
			1000~26500	8.28	-45.22	≤-21.72	PASS	
	11G	Ant1	2412	Reference	5.46	5.46	---	PASS
				30~1000	5.46	-58.06	≤-24.54	PASS
				1000~26500	5.46	-45.73	≤-24.54	PASS
		Ant2	2412	Reference	4.92	4.92	---	PASS
				30~1000	4.92	-58.87	≤-25.08	PASS
				1000~26500	4.92	-47.93	≤-25.08	PASS
Ant1		2437	Reference	5.71	5.71	---	PASS	
			30~1000	5.71	-57.79	≤-24.29	PASS	
			1000~26500	5.71	-46.34	≤-24.29	PASS	
Ant2		2437	Reference	4.80	4.80	---	PASS	
			30~1000	4.80	-58.77	≤-25.2	PASS	
			1000~26500	4.80	-47.94	≤-25.2	PASS	
Ant1		2462	Reference	5.52	5.52	---	PASS	
			30~1000	5.52	-57.83	≤-24.48	PASS	
			1000~26500	5.52	-45.56	≤-24.48	PASS	
Ant2		2462	Reference	4.59	4.59	---	PASS	
			30~1000	4.59	-58.93	≤-25.41	PASS	
			1000~26500	4.59	-48.36	≤-25.41	PASS	
11N20MIMO		Ant1	2412	Reference	3.34	3.34	---	PASS
				30~1000	3.34	-57.69	≤-26.66	PASS
				1000~26500	3.34	-46.68	≤-26.66	PASS
		Ant2	2412	Reference	3.97	3.97	---	PASS
				30~1000	3.97	-58.56	≤-26.03	PASS
				1000~26500	3.97	-48.07	≤-26.03	PASS
	Ant1	2437	Reference	3.03	3.03	---	PASS	
			30~1000	3.03	-56.64	≤-26.97	PASS	
			1000~26500	3.03	-46.96	≤-26.97	PASS	
	Ant2	2437	Reference	2.83	2.83	---	PASS	
			30~1000	2.83	-58.27	≤-27.17	PASS	
			1000~26500	2.83	-47.79	≤-27.17	PASS	
	Ant1	2462	Reference	3.05	3.05	---	PASS	

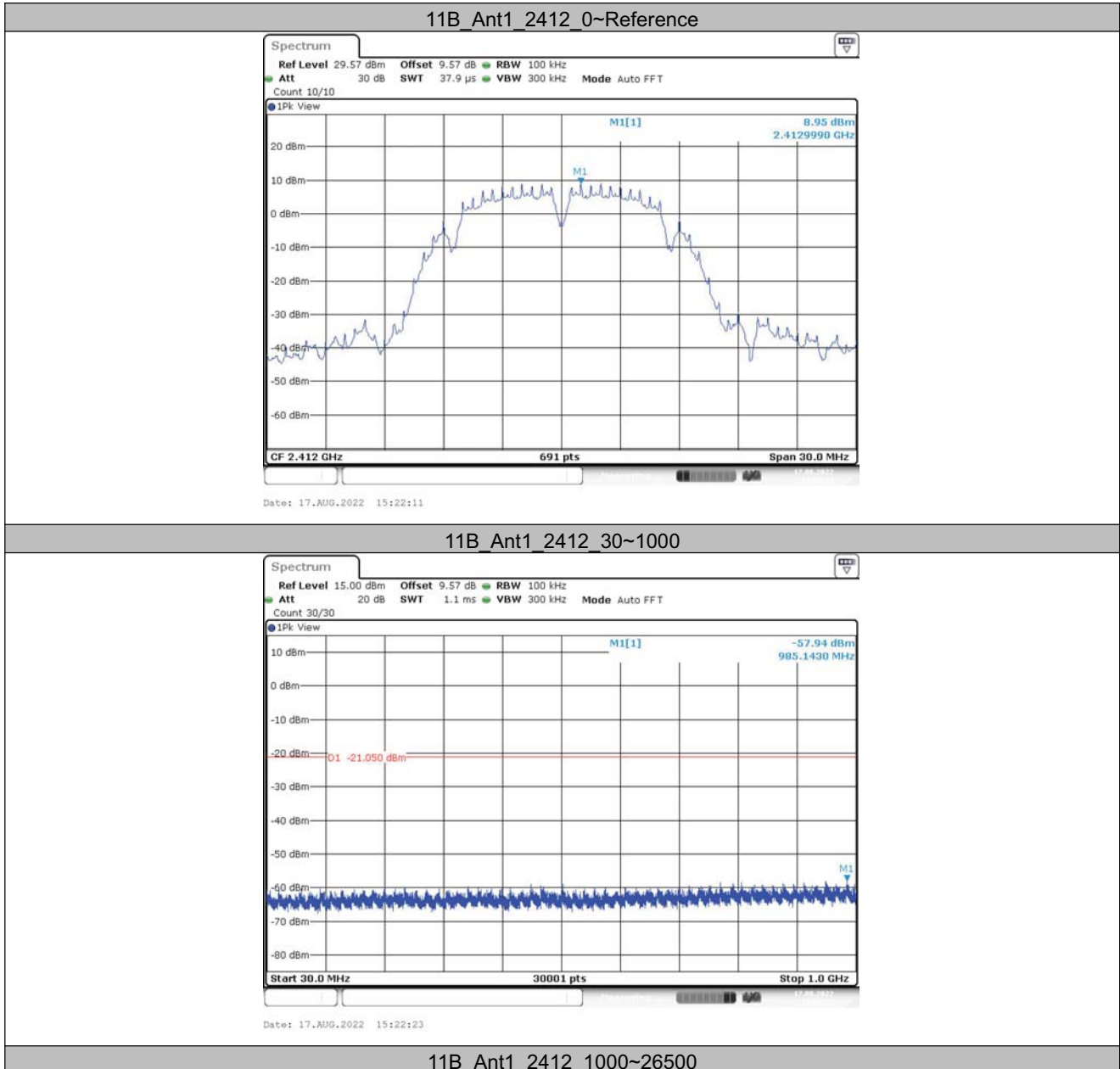


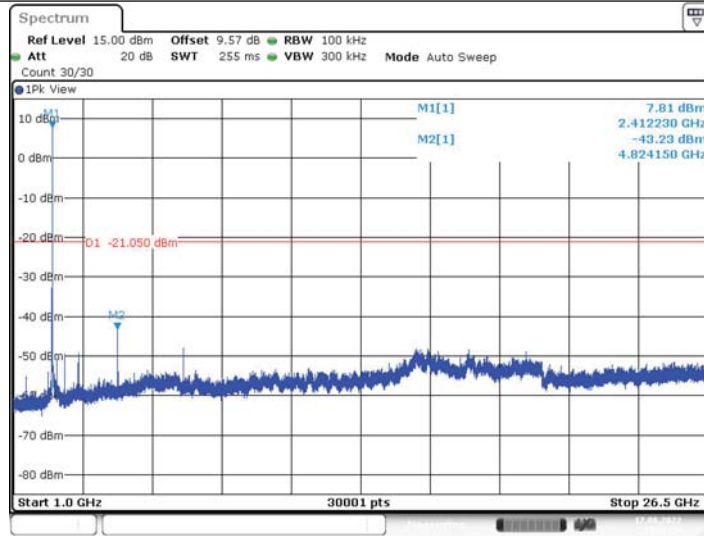
11N40MIMO	Ant2	2462	30~1000	3.05	-57.73	≤-26.95	PASS
			1000~26500	3.05	-47.24	≤-26.95	PASS
			Reference	4.05	4.05	---	PASS
			30~1000	4.05	-58.42	≤-25.95	PASS
			1000~26500	4.05	-48.51	≤-25.95	PASS
			Reference	0.14	0.14	---	PASS
	Ant1	2422	30~1000	0.14	-57.83	≤-29.86	PASS
			1000~26500	0.14	-38.96	≤-29.86	PASS
			Reference	0.29	0.29	---	PASS
	Ant2	2422	30~1000	0.29	-58.67	≤-29.71	PASS
			1000~26500	0.29	-46.56	≤-29.71	PASS
			Reference	0.54	0.54	---	PASS
Ant1	2437	30~1000	0.54	-56.98	≤-29.46	PASS	
		1000~26500	0.54	-39.97	≤-29.46	PASS	
		Reference	0.75	0.75	---	PASS	
Ant2	2437	30~1000	0.75	-59.17	≤-29.25	PASS	
		1000~26500	0.75	-42.99	≤-29.25	PASS	
		Reference	0.02	0.02	---	PASS	
Ant1	2452	30~1000	0.02	-57.86	≤-29.98	PASS	
		1000~26500	0.02	-42.4	≤-29.98	PASS	
		Reference	1.75	1.75	---	PASS	
Ant2	2452	30~1000	1.75	-57.93	≤-28.25	PASS	
		1000~26500	1.75	-40.53	≤-28.25	PASS	
		Reference	1.75	1.75	---	PASS	

TestMode	Antenna	Frequency[MHz]	FreqRange [MHz]	RefLevel [dBm]	Result[dBm]	Limit[dBm]	Verdict
BLE_1M	Ant1	2402	Reference	-43.89	-43.89	---	PASS
			30~1000	-43.89	-77.77	≤-63.89	PASS
			1000~26500	-43.01	-61.54	≤-63.01	FAIL
		2440	Reference	-40.74	-40.74	---	PASS
			30~1000	-40.74	-77.85	≤-60.74	PASS
			1000~26500	-40.74	-62.44	≤-60.74	PASS
		2480	Reference	-40.30	-40.30	---	PASS
			30~1000	-40.30	-78.34	≤-60.3	PASS
			1000~26500	-40.30	-65.67	≤-60.3	PASS
BLE_2M	Ant1	2402	Reference	1.75	1.75	---	PASS
			30~1000	1.75	-57.81	≤-18.25	PASS
			1000~26500	1.75	-46.32	≤-18.25	PASS
		2440	Reference	-40.54	-40.54	---	PASS
			30~1000	-40.54	-77.09	≤-60.54	PASS
			Reference	1.56	1.56	---	PASS
		2480	30~1000	1.56	-58.72	≤-18.44	PASS
			1000~26500	1.56	-47.85	≤-18.44	PASS
			Reference	1.56	1.56	---	PASS



## 6.5.2 Test Graphs





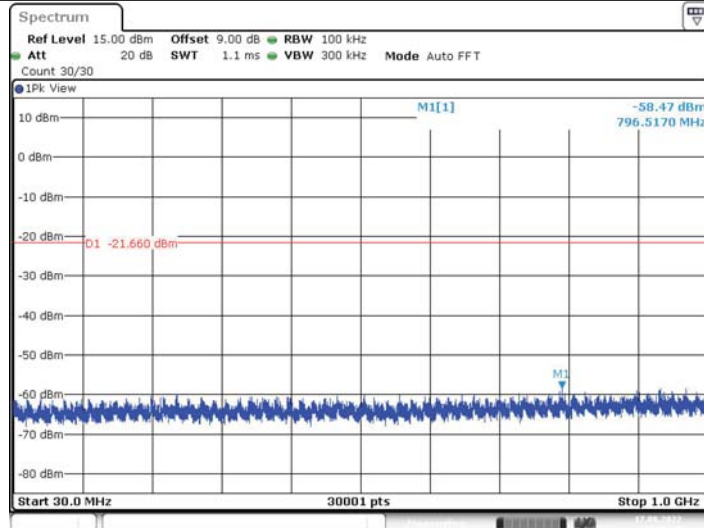
Date: 17.AUG.2022 15:23:00

### 11B\_Ant2\_2412\_0~Reference



Date: 17.AUG.2022 15:45:15

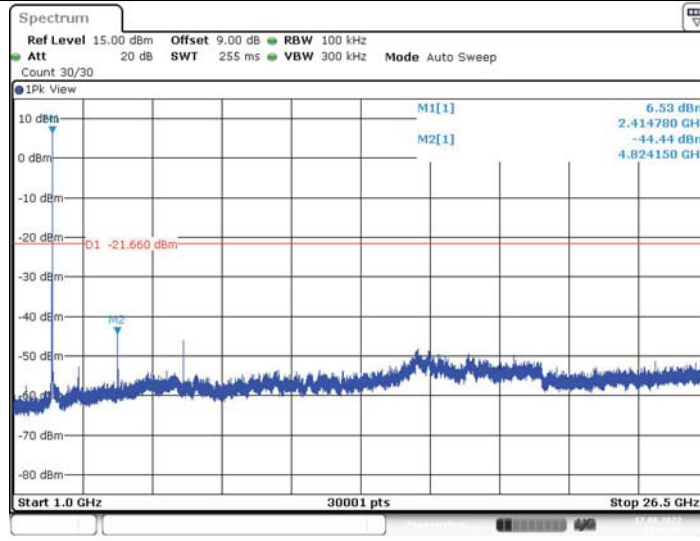
### 11B\_Ant2\_2412\_30~1000



Date: 17.AUG.2022 15:45:26



### 11B\_Ant2\_2412\_1000~26500



Date: 17.AUG.2022 15:46:03

### 11B\_Ant1\_2437\_0~Reference



Date: 17.AUG.2022 15:26:39

### 11B\_Ant1\_2437\_30~1000