


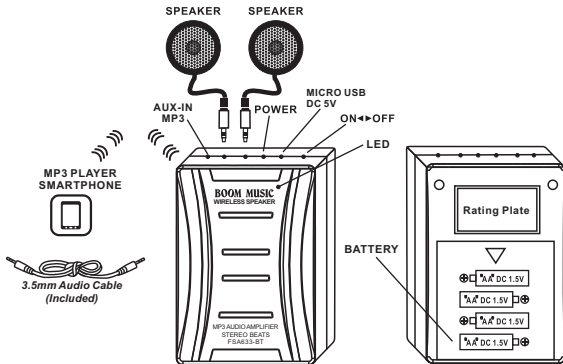


MP3 BLUETOOTH WIRELESS SPEAKER BLUETOOTH / AUX-IN STEREO POWER AMPLIFIER BATTERY: 4X AA/LR6/UM3 SIZE, DC = 1.5V DC JACK: MICRO USB DC = 5V/1A FCC ID: 2AOKC-FSA633BT Model No. FSA633BT Made in China	PAIRING NAME: MP3 BLUETOOTH WIRELESS SPEAKER   
--	--

Rating Label Size: 50x18mm
 FCC ID: 2AOKC-FSA633BT

MP3 BLUETOOTH WIRELESS SPEAKER

BLUETOOTH / AUX-IN STEREO POWER AMPLIFIER BLUETOOTH - WIRELESS TECHNOLOGY OPERATING INSTRUCTIONS



CHOKING HAZARD

Small Parts Not For Children Under The Age of 3 Years.

WARNING: CHANGES OR MODIFICATIONS TO THIS UNIT NOT EXPRESSLY APPROVED BY THE PARTY RESPONSIBLE FOR COMPLIANCE COULD VOID THE USER'S AUTHORITY TO OPERATE THE EQUIPMENT.

THIS DEVICE COMPLIES WITH PART 15 OF THE FCC RULES. OPERATION IS SUBJECT TO THE FOLLOWING TWO CONDITIONS

- (1) THIS DEVICE MAY NOT CAUSE HARMFUL INTERFERENCE.
- (2) THIS DEVICE MUST ACCEPT ANY INTERFERENCE RECEIVED, INCLUDING INTERFERENCE THAT MAY CAUSE UNDESIRABLE OPERATION.

NOTE: This equipment has been tested and found to comply with the limits for a Class B digital device, pursuant to Part 15 of the FCC Rules. These limits are designed to provide reasonable protection against harmful interference in a residential installation. This equipment generates, uses and can radiate radio frequency energy and, if not installed and used in accordance with the instructions, may cause harmful interference to radio communications.

However, there is no guarantee that interference will not occur in a particular installation. If this equipment does cause harmful interference to radio or television reception, which can be determined by turning the equipment off and on, the user is encouraged to try to correct the interference by one or more of the following measures:

- Reorient or relocate the receiving antenna
- Increase the separation between the equipment and receiver.
- Connect the equipment into an outlet on a circuit different from that to which the receiver is connected
- Consult the dealer or an experienced radio/TV technician for help.

Please retain the package and instruction leaflet for future reference since it contains important information.

Please take a few moments to read through this manual and warnings for important information about the speaker. This wireless speaker is compatible with most kind of Bluetooth audio devices or uses a Aux. cable with 3.5mm Mini Stereo plug connected to a MP3 player.

PRECAUTIONS

- * Do not use alcohol, benzene or thinner to clean the unit.
 - * Do not use the unit in places which are extremely hot, cold, dusty or humid.
 - * Do not keep the unit near a heater.
 - * Do not expose to direct sunlight.
 - * Do not open the battery door with wet hands.
 - * Be cautious, high volume levels may cause permanent damage to the hearing.
 - * Pull the plug instead of the cable to reduce the risk of damage to the cable.
 - * Do not put loose batteries in your pocket or purse.
 - * Use a dry and soft cloth to clean and absorb the water before open the box.
- * The rating plate information was located at the back side of the unit.
 * The ventilation should not be impeded by covering the ventilation openings with items such as newspaper, table-cloths, curtains etc..
 * No. naked flame sources such as lighted candles should be placed on the apparatus.
 *The use of apparatus in moderate climates.

BATTERY WARNINGS

- * Place the batteries in correct polarity and position.
- * Misplacement of batteries can cause electrolyte the leakage and will corrode the compartment or cause the battery to burst.
- * Do not mix different types of batteries. e.g.: Alkaline with Carbon Zine etc.
- * Batteries may explode or leak, and cause burn injury if recharges, exposed in fire or disassembled.
- * Do not mix old batteries with new ones. Replace them all at the same time.
- * Remove the batteries if unit will not be used for a longer period of time.
- * Alkaline batteries are recommended to use for longer listening.
- * When the batteries are low, the sound and light will be distorted or unstable. In this case, replace all the batteries with new ones.
- * Depleted batteries should be removed from the unit.
- * The supply terminals can not be short-circuitd or overloaded.
- * Non-rechargeable batteries are not to be recharged.
- * Rechargeable batteries are only to be charged under adult supervision.
- * Rechargeable batteries are to be removed from the unit before being charged.
- * Batteries shall not be exposed to excessive heat such as sunshine, fire or the like.

LISTENING TO YOUR AUDIO DEVICES (MP3...)

Power ON / Power OFF

- * Start with the unit powered off.
- * Push the power switch to turn the unit on until a beep tone is heard.
- * The white LED will light up with blue light and starts flashing every 1 second.
- * The blue LED indicate faster flashing and a tone beep afterwards signify the unit is on and ready to be paired.
- * To turn off the unit, push the power switch again until the LED indicator light goes out.
- * Please note, always make sure to turn on the unit first before paired to the audio device.

Bluetooth Play Mode

- * Play an wireless audio signal with a Bluetooth enabled device.
- * Do not apart more than 1 meter for the initial pairing process.
- * Once paired, do not playing over 10 meter for sensing distance. (Obstruction may caused shorter the distance)
- * Following the pairing instructions for your Smartphone or other Bluetooth device.
- * Select "Device name" from the searching list and press OK to pair the speaker. Device Name may found at the back case of the unit.
- * No pass/key words is needed for this speaker.
- * When pairing is completed, you will hear a beep tone and LED indicated by a flashing blue light every 3 second.
- * You should now be able to use the wireless speaker to listen the music.
- * After that they connect automatically.
- * Adjust the volume and select the song from your audio devices.

Aux. Line-in Play Mode:

You can also use a 3.5mm audio cable to connect the unit if you do not want to use Bluetooth.

ADJUSTING THE VOLUME

- * Adjust the volume level from your audio device.
- * Make sure the sound starts from the lower volume level.
- * Turn off the Mega Bass function or lower the volume level of your audio device, as it may too loud and caused sound distortion.

SPECIFICATION

Speaker Type:	57mm Full Range Dynamic Mylar Speaker
Speaker Impedance:	6 ohm / 1W
Aux. Line In:	3.5mm Stereo Mini Jack with cable (Included)
Output Power:	1+1 Watt (Rated)
Frequency Response:	200-20K Hz
Bluetooth Version:	V4.1
Bluetooth Profile:	A2DP , GAVDP
Power Indicator:	3mm White Base Led / Blue Color
Operating Frequency:	2.4 GHz - 2.48 GHz
Battery:	4x AA/LR6/UM3 Size, DC = 1.5V (Batteries not Included)
DC Jack:	Micro USB DC = 5V/1A

Batteries and electronics contained in the product may be harmful to the environment. Do not dispose of this item in household waste. Please use your local recycling center or collection system as appropriate for disposal of this item.



FCC ID: 2AOKC-FSA633BT

Model No. FSA633BT
 Made in China



Bluetooth is a registered trademark of Bluetooth SIG Inc.
 Bluetooth technology is incorporated under license from Bluetooth SIG Inc.

2AOKC-FSA633BT