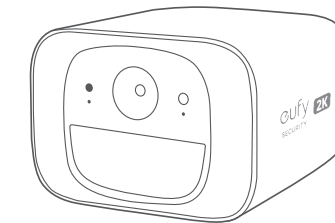




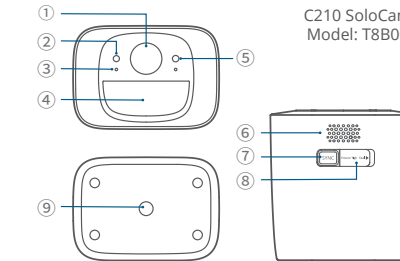
SECURITY

QUICK START GUIDE

eufy Security C210 SoloCam
Model:T8B00



AT A GLANCE

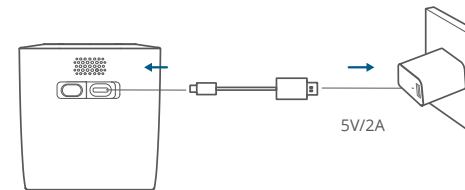


C210 SoloCam
Model: T8B00

- ① Camera Lens
- ② Motion Sensor
- ③ Microphone
- ④ Photosensitive Sensor
- ⑤ LED Indicator
- ⑥ Speaker
- ⑦ SYNC Button
- ⑧ USB-C Charging Port (with Sealing Cap)
- ⑨ Mounting Hole

01

CHARGING YOUR SOLOCAM



Charging	Solid Blue
Fully Charged	Off
Charging Time	4.5 Hours

02

SETTING UP THE SYSTEM

1. Download and install the eufy Security app, then sign in or create an account.



2. Follow the in-app instructions to add the camera to the device list.

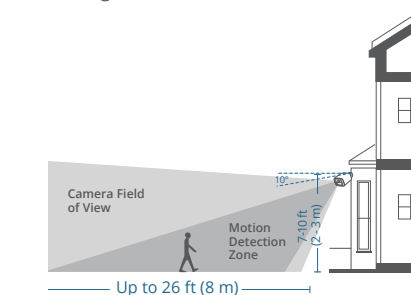
03

MOUNTING YOUR SOLOCAM

Select a Location

This camera can be mounted on a wall. Select a location where you can get the desired view.

We recommend mounting the camera 7-10 ft (2-3 m) above the ground to achieve up to 26 ft of motion detection range.

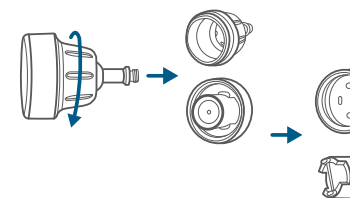


04

Mount the Camera

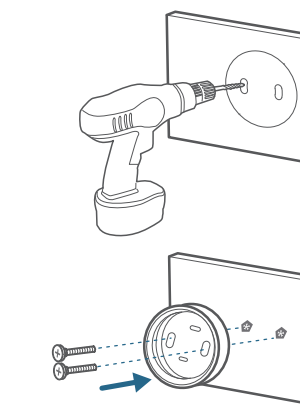
This camera can be mounted both outdoors and indoors.

1. Loosen the cover of the mounting bracket by turning it counterclockwise and disassemble the mounting bracket.



2. For walls that are made out of hard materials, such as stucco, brick, or concrete, drill holes with a 15/64 inch (6mm) drill bit, then insert the anchors into the holes. - For soft surfaces such as wood, skip this step.

05



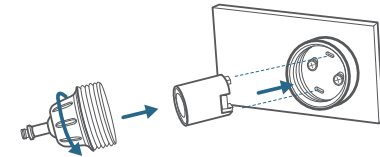
06



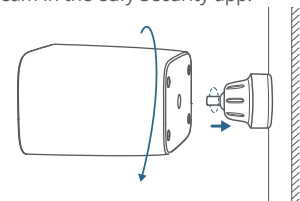
Anker Innovations Limited. All rights reserved. eufy Security and eufy Security Logo are trademarks of Anker Innovations Limited, registered in the United States and other countries. All other trademarks are the property of their respective owners.

51005004027 V1

3. Firmly screw the base of the mount onto the wall. Reassemble the mounting bracket.



4. Screw the camera onto the mounting bracket. Position the camera to achieve the desired view, checking it using the live stream in the eufy Security app.



7



The C210 SoloCam can also be installed on the ceiling. Follow the steps above to install it. For troubleshooting, check Help on the eufy Security app. Refer to the app page for LED indicator status.

8

SAFETY

- The suitable temperature for devices and accessories is -20°C to 50°C (Charging temperature is 0°C to 40°C).
- Unless specifically indicated that it is safe to do so in the user guide or instruction manual, do not use this device in an environment that exceeds the recommended low or high temperature.
- Unless specifically indicated that it is safe to do so in the user guide or instruction manual, avoid exposing your device to direct sunshine or excessively wet environments.
- It is recommended to supply the device in an environment with a temperature that ranges from 5°C to 25°C.
- When supplying power, place the device in an environment that has a normal room temperature and good ventilation.



CAUTION!

THERE IS A RISK OF EXPLOSION IF AN INCORRECT BATTERY TYPE IS USED. DISPOSE OF USED BATTERIES ACCORDING TO THEIR INSTRUCTIONS.



ATTENTION!

IL EXISTE UN RISQUE D'EXPLOSION EN CAS D'UTILISATION D'UN TYPE DE PILE INCORRECT. ÉLIMINEZ LES PILES USAGÉES CONFORMÉMENT AUX INSTRUCTIONS.

9

Warning:

- Replacing a battery with an incorrect type may bypass safeguards and create danger;
- Disposal of a battery in a fire or other source of significant heat, or by crushing, or cutting, may result in an explosion as well as leakage of flammable liquids and gases;
- Leaving a battery in an extremely hot environment may result in an explosion as well as leakage of flammable liquids and gases;
- A battery subjected to extremely low air pressure may result in an explosion as well as leakage of flammable liquids and gases.

Attention :

- Le remplacement d'une batterie par un type incorrect peut contourner les protections et créer un danger ;
- L'élimination d'une pile dans un feu ou une autre source de chaleur importante, ou par écrasement ou découpage, peut entraîner une explosion ainsi qu'une fuite de liquides et de gaz inflammables ;
- Le fait de laisser une batterie dans un environnement extrêmement chaud peut entraîner une explosion ainsi qu'une fuite de liquides et de gaz inflammables ;
- Une batterie soumise à une pression d'air extrêmement faible peut provoquer une explosion ainsi qu'une fuite de liquides et de gaz inflammables.

10

NOTICE

FCC Statement

This device complies with Part 15 of the FCC Rules. Operation is subject to the following two conditions: (1) this device may not cause harmful interference, and (2) this device must accept any interference received, including interference that may cause undesired operation.

Warning: Changes or modifications not expressly approved by the party responsible for compliance could void the user's authority to operate the equipment.

Note: This equipment has been tested and found to comply with the limits for a Class B digital device, pursuant to Part 15 of the FCC Rules. These limits are designed to provide reasonable protection against harmful interference in a residential installation.

This equipment generates, uses and can radiate radio frequency energy and, if not installed and used in accordance with the instructions, may cause harmful interference to radio communications. However, there is no guarantee that interference will not occur in a particular installation. If this equipment does cause harmful interference to radio or television reception, which can be determined by turning the equipment off and on, the user is encouraged to try to correct the interference by one or more of the following measures: (1) Reorient or relocate the receiving antenna. (2) Increase the separation between the equipment and

11

receiver. (3) Connect the equipment into an outlet on a circuit different from that to which the receiver is connected. (4) Consult the dealer or an experienced radio/TV technician for help. FCC Radio Frequency Exposure Statement
The device has been evaluated to meet general RF exposure requirements. The device can be used in fixed/mobile exposure condition. The min separation distance is 20 cm.

Notice: Shielded cables

All connections to other computing devices must be made using shielded cables to maintain compliance with FCC regulations.

The following importer is the responsible party.

Company Name: POWER MOBILE LIFE, LLC

Address: 10900 NE 8TH ST, STE 501, BELLEVUE, WA 98004

Telephone: 1-800-988-7973

IC Statement

This device complies with Industry Canada licence-exempt RSS standard(s). Operation is subject to the following two conditions:

- (1) this device may not cause interference, and
- (2) this device must accept any interference, including interference that may cause undesired operation of the device.

Le présent appareil est conforme aux CNR d'Industrie Canada applicables aux appareils radio exempts de licence. L'exploitation est autorisée aux deux conditions suivantes:

- (1) l'appareil ne doit pas produire de brouillage, et
- (2) l'utilisateur de l'appareil doit accepter tout brouillage

12

radioélectrique subi, même si le brouillage est susceptible d'en compromettre le fonctionnement.
This Class B digital apparatus complies with Canadian ICES-003. Cet appareil numérique de la classe B est conforme à la norme NMB-003 du Canada.

IC RF Statement

When using the product, maintain a distance of 20cm from the body to ensure compliance with RF exposure requirements.

Lors de l'utilisation du produit, maintenez une distance de 20 cm du corps afin de vous conformer aux exigences en matière d'exposition RF.

13

CUSTOMER SERVICE



12-month limited warranty

(US) +1 (800) 988-7973

(UK) +44 (0) 1604 936200



(DE) +49 (0) 69 9579 7960

(中国) +86 400 0550 036

(日本) +81 03 4455 7823

(AU) +61 3 8331 4800

(Egypt) +20 8000000826

(UAE) +971 8000320817

(Kuwait) +965 22069086

(Saudi Arabia) +966 8008500030

(Middle East & Africa) +971 520750842



support@eufy.com

Anker Innovations Limited

Room 1318-19, Hollywood Plaza, 610 Nathan Road, Mongkok,

Kowloon, Hong Kong



@EufyOfficial



@EufyOfficial



@EufyOfficial