

FCC ID:2AOKB-T8321C and IC:23451-T8321C

Test Setup Photos


1. Conducted emission main's port front view




2. Conducted emission main's port side view




3. Radiated emission (9KHz-30MHz)



4. Radiated emission (30MHz-1GHz)



5. Radiated emission (above 1GHz)



6. RF measurement Setup



(2.4G_FHSS)