

SPECIFICATION

SHEET FOR APPROVAL

(Revision: R: A0)

CUSTOMER(客户名称)	Anker(安克)
CS P/N(客户机种)	T8224
PART NAME(品名)	ANT1 Antenna(ANT1 天线)
FREQUENCY(频率)	
CUS NO.(物料编号)	
ZTX NO.(物料编号)	1.03.03273
DATE(日期)	2024/5/28

CUSTOMER 客户			
QA CHECKED 质检审核	ME CHECKED 工程审核	RF CHECKED 研发审核	MANAGER CHECKED 经理审核

Remark(备注):

Sign(客户确认签字盖章):

Shenzhen ZTX Communication Technology Co., Ltd 深圳市中天迅通信技术股份有限公司				
MANAGER CHECKED 经理审核	MANAGER CHECKED 经理审核	ME CHECKED 工程审核	RF CHECKED 研发审核	LISTER 制表人
		Le. Qin 覃乐	Wanze. Zhang 张万泽	



Shenzhen ZTX Communication Technology Co., Ltd

地址: 深圳市宝安区石岩镇石龙大道34号(腾达工业园)

Address: No. 34, Shilong Avenue, Shiyuan Town, Baoan District, Shenzhen,
(Tengda Industrial Park)

邮编 zip code: 518000

电话 Tel: 0755-27588320

传真 Fax: 0755-27588045

http://www.chinaztx.com

Revision history 修订历史

版本 Edition	日期 Date	状态 state
A0	2024/5/28	初版 First edition

目录 Index

封面/Cover	1
变更履历/Revision history	2
目录/Index	3
1 .工程图纸/2D Drawing	4
2 .试验设备/Test equipment	5
3 .电气/机械性能测试报告/Electrical Performance Test Report	6~8

Drawing number: ZTX-QR-RD-013

Code specification: 24 XX

Represents the week of the year, the number of cycles
Word is based on actual production time corresponding.

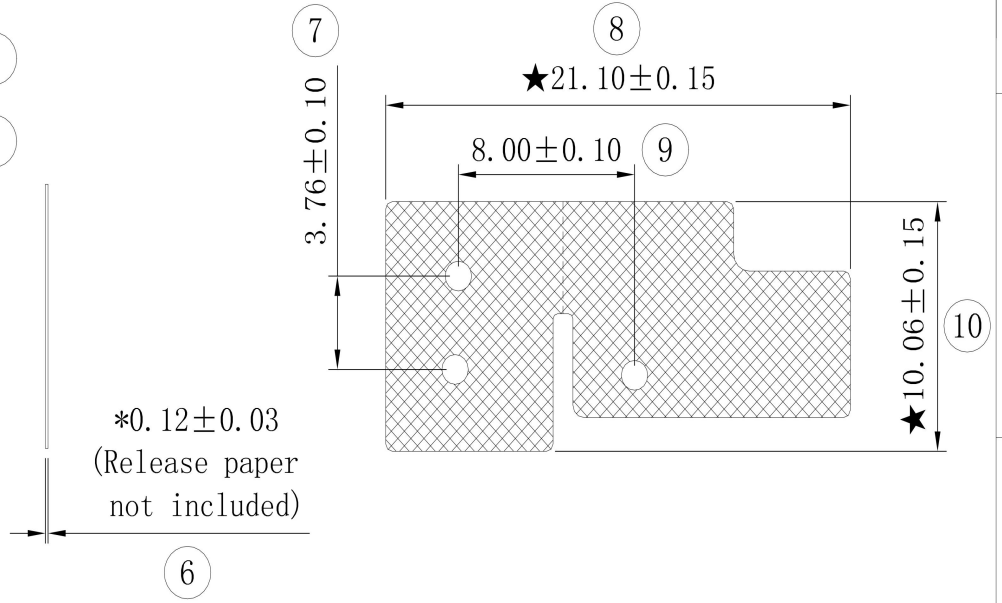
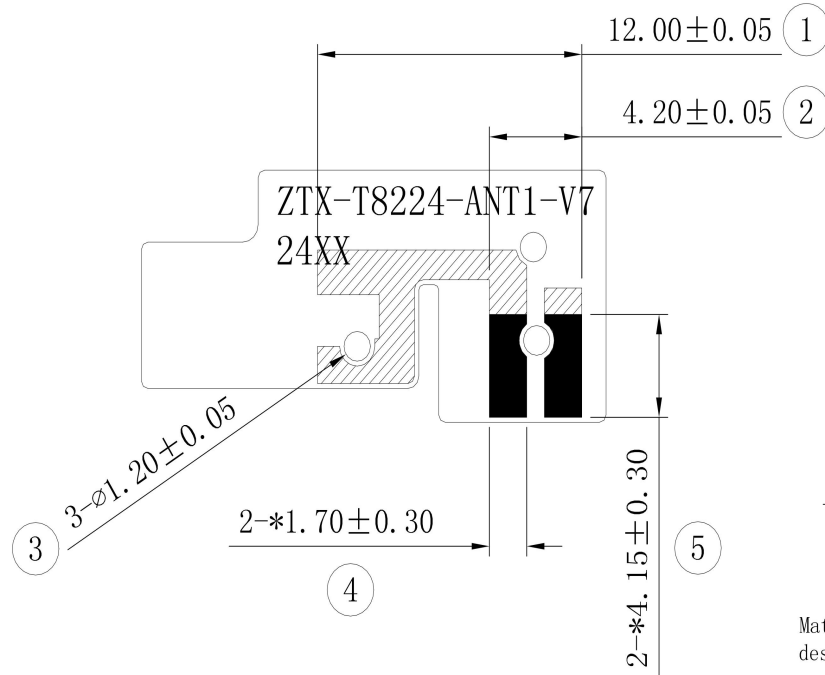
The date of production is 2024

Rev 版本	Description 描述	Designed 制图	Date 日期
V1	Initial issue	Le Qin	2024.05.27

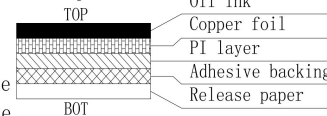
Copper foil -- Break a line

Gold plating Gum zone

External form Tear position



Material layout description:



Serial number	Material name	Material/specification model
①	Screen printing code	Typeface/silk screen white bright oil font height 1.2mm
②	Solder resist ink	T=10-15um black matte
③	Copper foil substrate	Single panel electrolytic copper/half and half
④	Double-sided adhesive	3M 467 T=50um



Technical requirements:

- The dimensions marked in the figure are required to be measured by IQC, and all trial production or mold samples need to be measured. The dimensions with "*" are the key control dimensions; The size with "★" is the CPK control size, and the tolerance is not specified by referring to the tolerance table in the drawing frame.
- the line adopts the exposure development process.
- gold finger surface treatment: nickel plating 2-7um, gold plating $\geq 0.03\mu\text{m}$.
- the shape should be blanked smooth and smooth, no overflow, and can not be blanked to the internal line; The surface of the product should not be stained, wrinkled, exposed copper and other bad problems; The ink surface must pass the test requirements; The gold-plated area is required to pass the salt spray test for 48 hours, and the salt spray test is not required if the goldfinger is OSP process.
- all materials should meet ROHS2.0/Reach/HF and other environmental requirements.
- packaging: single PCS packaging.
- without the confirmation of ZTX company, the material can not be changed at will.

ZTX 深圳市中天迅通信技术有限公司
Shenzhen ZTX Communication Technology Co., Ltd

General Tolerance			Date 日期: 2024.05.27	Unit 单位: mm	Rev 版本: V1	Scale 比例: 1:1	Project Code 项目代码: ztx4303
Dim	Grade	A	B	Designed 设计: Le Qin	Material 材料:	Project Name 项目名称: T8224	
5-10		± 0.10	± 0.20	Checked 审核: Wanze. Zhang	Process 工艺:	Product Name 产品名称: ANT1 antenna_FPC	
10-20		± 0.15	± 0.30	Approval 批准: Guohua. Zou	Third Angle 第三视角	Material Code 物料编码: 1.03.03273	
20-40		± 0.20	± 0.40				
40 \geq		± 0.25	± 0.50				

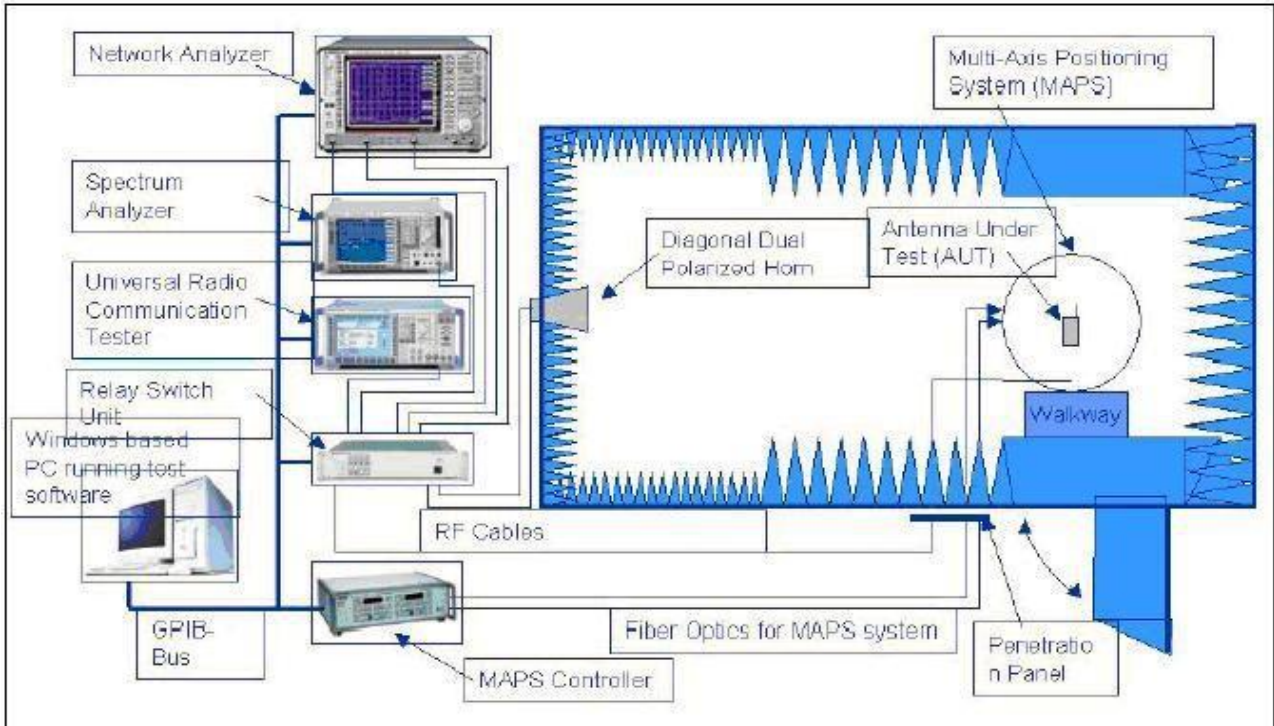
2. Test equipment 试验设备



Owned 6 microwave dark room, equipped 2 sets world leading France Satimo SG24 OTA certification test systems (one in SHENZHEN, another one in Shanghai), ETS OTA Standard test system, Blue test reverberation test system which is High repeatability, high accuracy and high resolution. It can quickly provide accurate test reports, fully meet the CTIA standards.

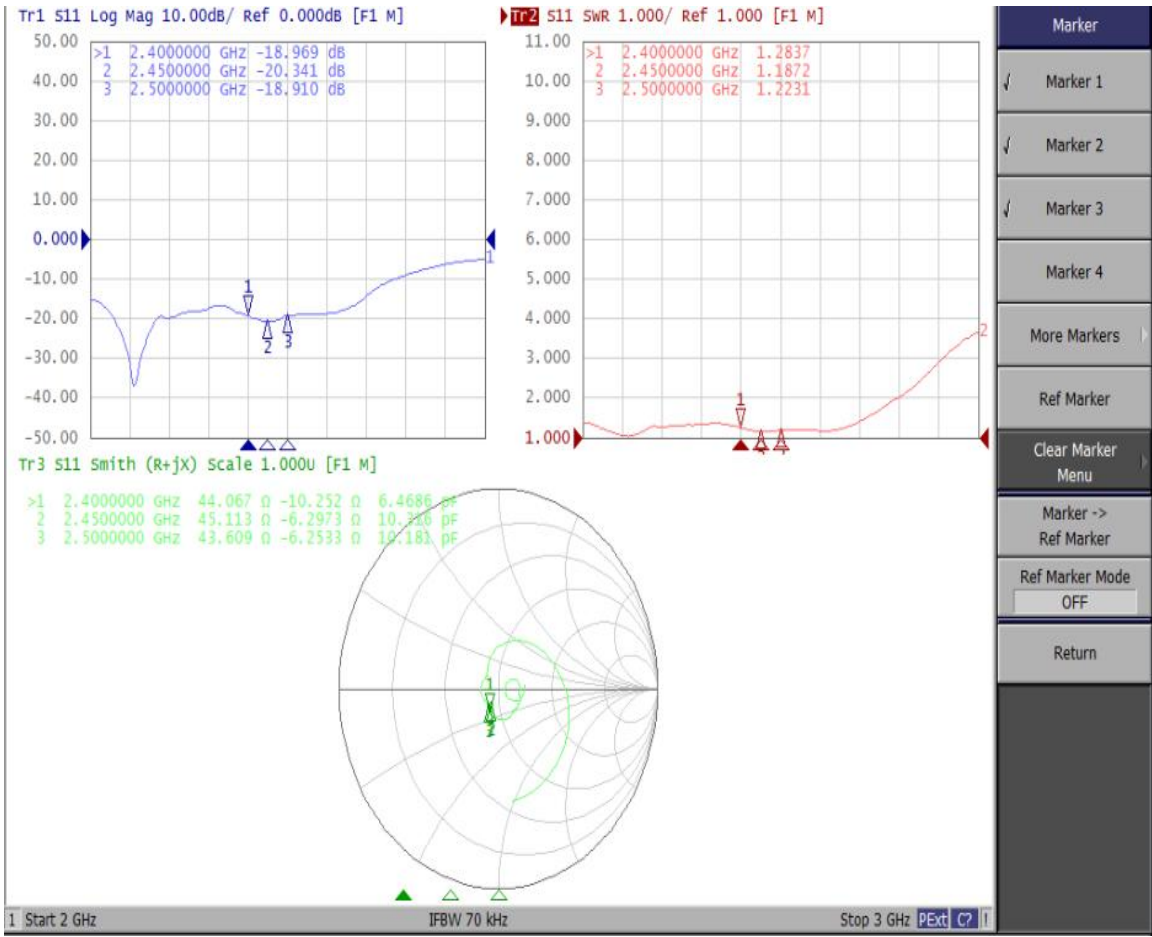
Testing range:

Support active, passive testing of GSM/CDMA/WCDMA/TD-SCDMA/LTE/WIFI/WLAN/WiMax/BT/GPS/MIMO/UWB within 0.4-6G.



3. Test Results Summary 测试结果

3-1 VSWR (驻波)





3-2 Passive test (无源数据)

Frequency	Efficiency	Gain (dB)
2400MHz	63.05%	3.31
2410MHz	62.47%	3.26
2420MHz	63.93%	3.30
2430MHz	64.29%	3.41
2440MHz	64.93%	3.53
2450MHz	64.50%	3.51
2460MHz	63.90%	3.47
2470MHz	64.23%	3.54
2480MHz	63.82%	3.61
2490MHz	64.79%	3.71
2500MHz	65.07%	3.67

3-3 2D/3D Radiation Pattern Results (2D/3D方向图)

