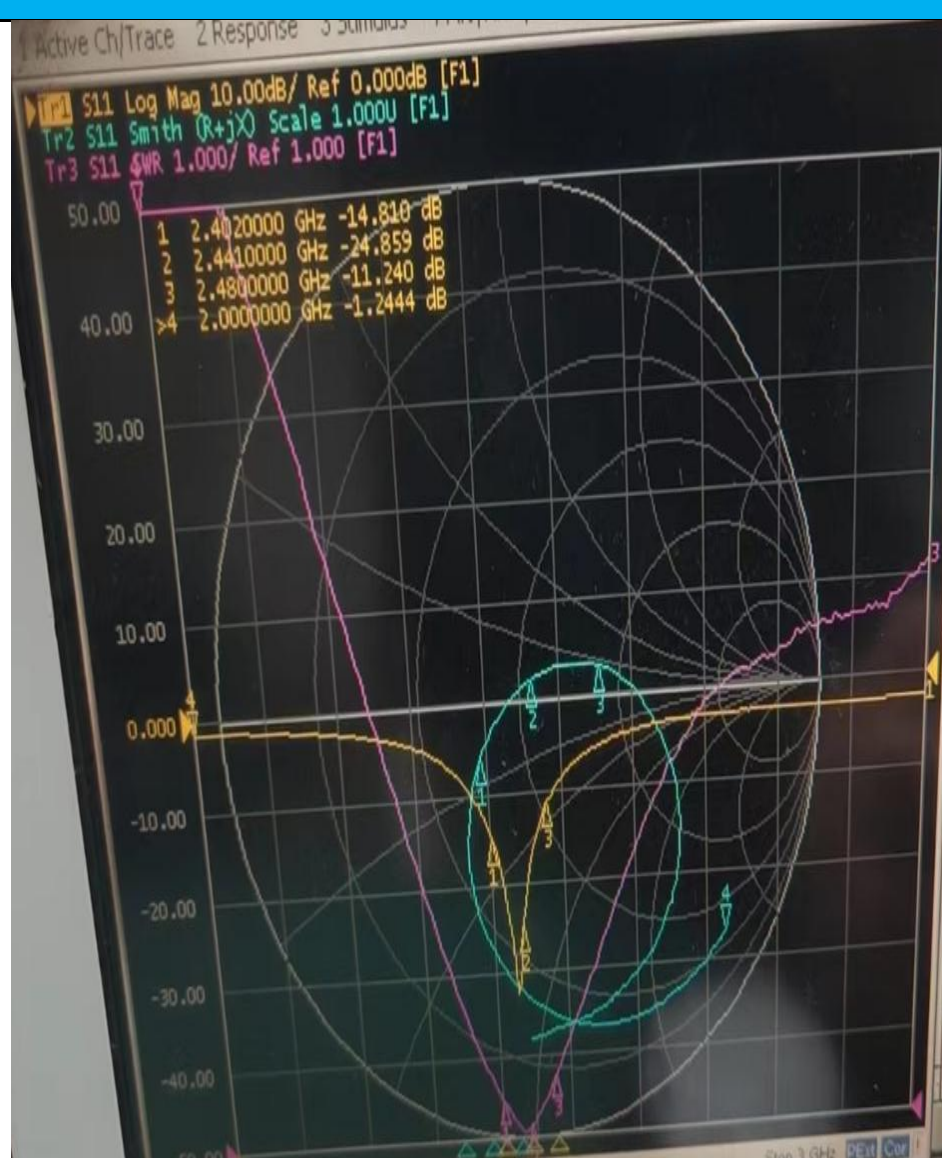
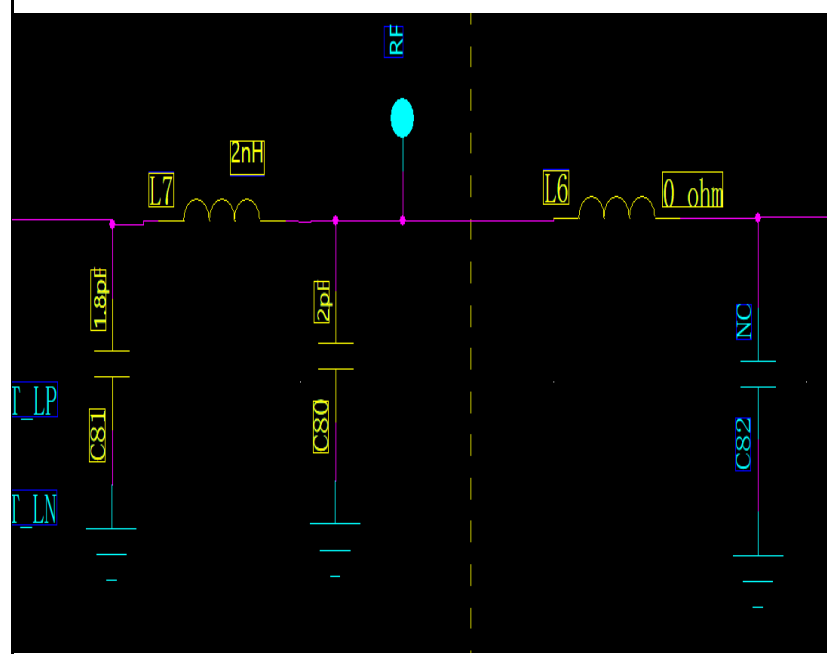


## 2. Antenna passive network division picture



### 3. RF network matching material

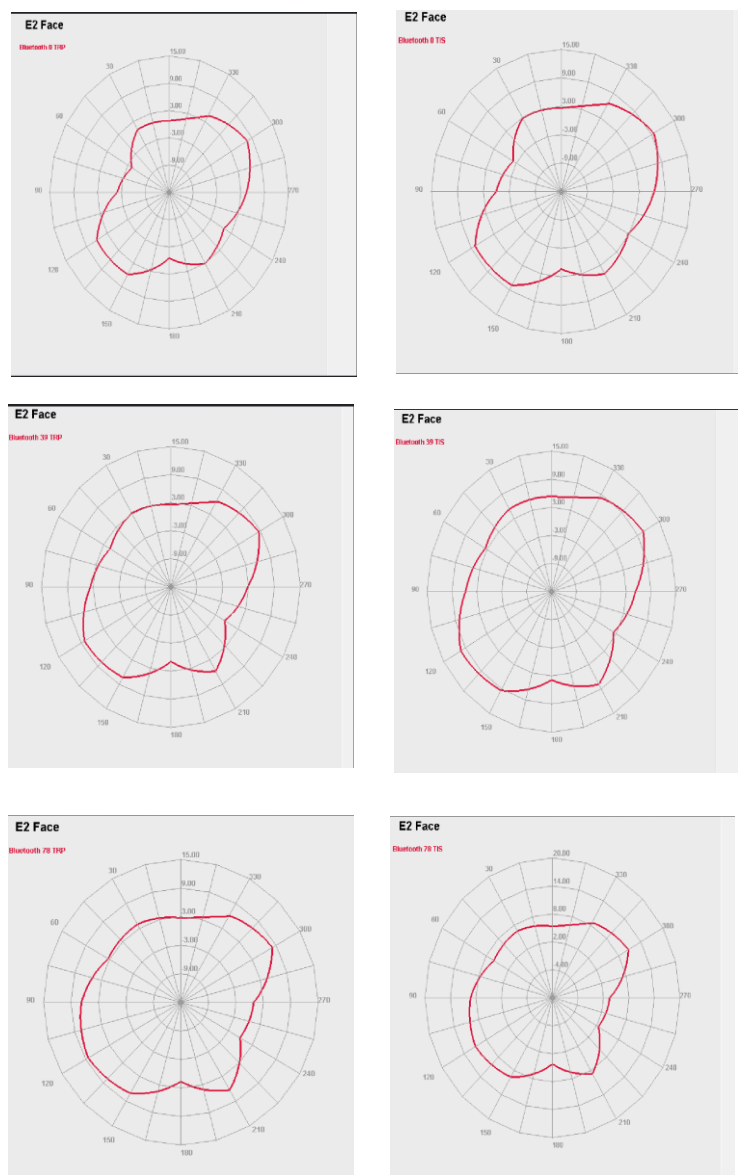


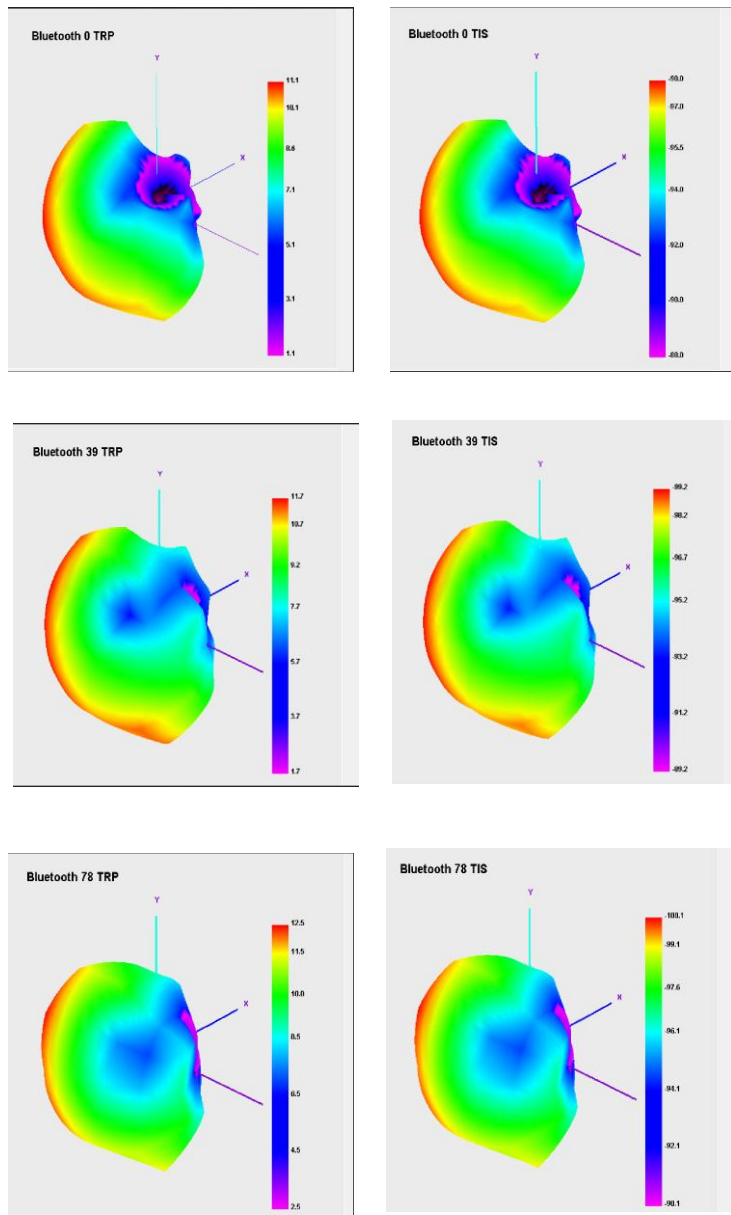
PCBA matching diagram of prototype

C80	L7	C81	L6	C82
2PF	2NH	1.8PF	0欧	NC

### 4. Passive data

FS			
Freq (MHz)	Effi (%)	Effi (dB)	Gain (dBi)
2400	45.06	-3.46	1.75
2410	45.07	-3.46	1.69
2420	45.9	-3.38	1.7
2430	50.38	-2.98	2.02
2440	50.43	-2.97	2
2450	47.64	-3.22	1.7
2460	48.47	-3.15	1.68
2470	44.8	-3.49	1.23
2480	43.99	-3.57	1.08
2490	47.25	-3.26	1.41
2500	49.95	-3.01	1.6





### 5. Active test data

1#自由Freedom of direction			
Test Result	Bluetooth TRP		
	0	39	78
Frequency (MHz)	2402	2441	2480
TRP (dBm)	9.84	10	8.89
TIS (dBm)	-91.06	-90.46	-90.41

1#头模head model			
Test Result	Bluetooth TRP		
	0	39	78
Frequency (MHz)	2402	2441	2480
TRP (dBm)	8.52	8.47	8.26
TIS (dBm)	-88.58	-88.48	-88.12

### 6. PCB board day chart

