



Prüfbericht-Nr.: <i>Test report No.:</i>	60359311 001	Auftrags-Nr.: <i>Order No.:</i>	168145575	Seite 1 von 22 <i>Page 1 of 22</i>	
Kunden-Referenz-Nr.: <i>Client reference No.:</i>	N/A	Auftragsdatum: <i>Order date:</i>	04.12.2019		
Auftraggeber: <i>Client:</i>	Anker Innovations Limited Room 1318-19, Hollywood Plaza, 610 Nathan Road, Mongkok, Kowloon, Hong Kong				
Prüfgegenstand: <i>Test item:</i>	Portable Charger Share				
Bezeichnung / Typ-Nr.: <i>Identification / Type No.:</i>	A2850 (Trademark: Anker)				
Auftrags-Inhalt: <i>Order content:</i>	FCC approval				
Prüfgrundlage: <i>Test specification:</i>	CFR47 FCC Part 15: Subpart C Section 15.247 CFR47 FCC Part 15: Subpart C Section 15.207 CFR47 FCC Part 15: Subpart C Section 15.209 CFR47 FCC Part 15: Subpart B Section 15.107 CFR47 FCC Part 15: Subpart B Section 15.109 CFR47 FCC Part 2: Section 2.1091				
Wareneingangsdatum: <i>Date of receipt:</i>	07.01.2020	Please refer to photo documents			
Prüfmuster-Nr.: <i>Test sample No.:</i>	A001054002-005 A001054002-001, 002				
Prüfzeitraum: <i>Testing period:</i>	19.01.2020 - 26.02.2020				
Ort der Prüfung: <i>Place of testing:</i>	TÜV Rheinland (Shenzhen) Co., Ltd.				
Prüflaboratorium: <i>Testing laboratory:</i>	TÜV Rheinland (Shenzhen) Co., Ltd.				
Prüfergebnis*: <i>Test result*:</i>	Pass				
geprüft von / tested by:		kontrolliert von / reviewed by:			
					
30.07.2020	Alex Lan / Senior Project Engineer	30.07.2020	Winnie Hou / Technical Certifier		
Datum <i>Date</i>	Name/Stellung <i>Name/Position</i>	Unterschrift <i>Signature</i>	Datum <i>Date</i>	Name/Stellung <i>Name/Position</i>	Unterschrift <i>Signature</i>
Sonstiges / Other:					
FCC ID: 2AOKB-A2850 Contains FCC ID: 2APJ4-SLM750V					
Zustand des Prüfgegenstandes bei Anlieferung: <i>Condition of the test item at delivery:</i>			Prüfmuster vollständig und unbeschädigt <i>Test item complete and undamaged:</i>		
* Legende: 1 = sehr gut 2 = gut 3 = befriedigend 4 = ausreichend 5 = mangelhaft P(ass) = entspricht o.g. Prüfgrundlage(n) F(ail) = entspricht nicht o.g. Prüfgrundlage(n) N/A = nicht anwendbar N/T = nicht getestet Legend: 1 = very good 2 = good 3 = satisfactory 4 = sufficient 5 = poor P(ass) = passed a.m. test specifications(s) F(ail) = failed a.m. test specifications(s) N/A = not applicable N/T = not tested					
Dieser Prüfbericht bezieht sich nur auf das o.g. Prüfmuster und darf ohne Genehmigung der Prüfstelle nicht auszugsweise vervielfältigt werden. Dieser Bericht berechtigt nicht zur Verwendung eines Prüfzeichens. <i>This test report only relates to the a. m. test sample. Without permission of the test center this test report is not permitted to be duplicated in extracts. This test report does not entitle to carry any test mark.</i>					
V05					

Test Summary

5.1.1 ANTENNA REQUIREMENT*RESULT: Pass***5.1.2 MAXIMUM PEAK CONDUCTED OUTPUT POWER***RESULT: Pass***5.1.3 CONDUCTED POWER SPECTRAL DENSITY***RESULT: Pass***5.1.4 6dB BANDWIDTH***RESULT: Pass***5.1.5 CONDUCTED SPURIOUS EMISSIONS MEASURED IN 100 KHz BANDWIDTH***RESULT: Pass***5.1.6 RADIATED SPURIOUS EMISSION***RESULT: Pass***5.1.7 CONDUCTED EMISSION ON AC MAINS***RESULT: Pass***5.1.8 RADIATED EMISSION***RESULT: Pass***6.1.1 ELECTROMAGNETIC FIELDS***RESULT: Pass*

Contents

1	GENERAL REMARKS	4
1.1	COMPLEMENTARY MATERIALS.....	4
2	TEST SITES.....	4
2.1	TEST FACILITIES	4
2.2	LIST OF TEST AND MEASUREMENT INSTRUMENTS	5
2.3	TRACEABILITY	7
2.4	CALIBRATION.....	7
2.5	MEASUREMENT UNCERTAINTY.....	7
2.6	LOCATION OF ORIGINAL DATA.....	7
2.7	STATUS OF FACILITY USED FOR TESTING	7
3	GENERAL PRODUCT INFORMATION	8
3.1	PRODUCT FUNCTION AND INTENDED USE	8
3.2	RATINGS AND SYSTEM DETAILS.....	8
3.3	INDEPENDENT OPERATION MODES.....	9
3.4	NOISE GENERATING AND NOISE SUPPRESSING PARTS	9
3.5	SUBMITTED DOCUMENTS.....	9
4	TEST SET-UP AND OPERATION MODES.....	10
4.1	PRINCIPLE OF CONFIGURATION SELECTION	10
4.2	TEST OPERATION AND TEST SOFTWARE	10
4.3	SPECIAL ACCESSORIES AND AUXILIARY EQUIPMENT	10
4.4	COUNTERMEASURES TO ACHIEVE EMC COMPLIANCE	10
4.5	TEST SETUP DIAGRAM	11
5	TEST RESULTS	13
5.1	TRANSMITTER REQUIREMENT & TEST SUITES.....	13
5.1.1	<i>Antenna Requirement.....</i>	<i>13</i>
5.1.2	<i>Maximum Peak Conducted Output Power</i>	<i>14</i>
5.1.3	<i>Conducted Power Spectral Density.....</i>	<i>15</i>
5.1.4	<i>6dB Bandwidth</i>	<i>16</i>
5.1.5	<i>Conducted Spurious Emissions Measured in 100 kHz Bandwidth.....</i>	<i>17</i>
5.1.6	<i>Radiated Spurious Emission</i>	<i>18</i>
5.1.7	<i>Conducted Emission on AC Mains.....</i>	<i>19</i>
5.1.8	<i>Radiated Emission.....</i>	<i>20</i>
6	SAFETY HUMAN EXPOSURE.....	21
6.1	RADIO FREQUENCY EXPOSURE COMPLIANCE	21
6.1.1	<i>Electromagnetic Fields</i>	<i>21</i>
7	PHOTOGRAPHS OF THE TEST SET-UP	22
8	LIST OF TABLES.....	22

1 General Remarks

1.1 Complementary Materials

All attachments are integral parts of this test report. This applies especially to the following appendix:

Appendix A: Photographs of the Test Set-up

Appendix B: Test Results of Conducted Testing

Appendix C: Test Results of Radiated Testing

2 Test Sites

2.1 Test Facilities

TÜV Rheinland (Shenzhen) Co., Ltd.

No. 362 Huanguan Road Middle, Longhua District, Shenzhen 518110, People's Republic of China

FCC Registration No.: 694916

IC Registration No.: 25069

2.2 List of Test and Measurement Instruments

Table 1: List of Test and Measurement Equipment

TÜV Rheinland (Shenzhen) Co., Ltd.

Radio Spectrum Testing (TS8997)					
Equip. No.	Equipment	Manufacturer	Model	Serial No.	Cal. until
1825795	Signal Analyzer	R&S	FSV 40	101441	20.08.2020
1825798	OSP	R&S	OSP 150	101017	17.12.2020
1825799	Control PC	DELL	OptiPlex 7050	FTJZ9P2	N/A
1825800	Test Software	R&S	WMS32 (V10.50.10)	N/A	N/A
1825801	Power Meter	R&S	NRP2	107105	17.12.2020
1825802	Wideband Power Sensor	R&S	NRP-Z81	105350	17.12.2020
1826431	Shielding Room 8#	Albatross	SR8	APC17151-SR8	23.07.2020
Unwanted Emission Testing (TS9975)					
Equip. No.	Equipment	Manufacturer	Model	Serial No.	Cal. until
1826021	EMI Test Receiver	R&S	ESR 7	102021	19.08.2020
1826023	Signal Analyzer	R&S	FSV 40	101439	21.08.2020
1826024	System Controller Interface	R&S	SCI-100	S10010038	N/A
1826025	Filterbank	R&S	Wlan	100759	21.08.2020
1826026	OSP	R&S	OSP 120	102040	N/A
1826028	Pre-amplifier	R&S	SCU08F1	08320031	20.08.2020
1826029	Amplifier	R&S	SCU-18F	180070	20.08.2020
1826030	Amplifier	R&S	SCU40A	100475	20.09.2020
1826031	Trilog Broadband Antenna (30 MHz - 7 GHz)	Schwarzbeck	VULB 9162	193	02.09.2020
1826032	Double-Ridged Antenna (1 -18 GHz)	ETS-LINDGREN	3117	00218717	02.09.2020
1826033	Wideband Ridged Horn Antenna (18-40 GHz)	Steatite	QMS-00880	19067	02.09.2020
1826034	Active Loop Antenna	Schwarzbeck	FMZB 1513	302	01.09.2020
1826035	Wideband Ridged Horn Antenna (12-18 GHz)	Steatite	QMS-00208	18313	02.09.2020
1826036	Test software	R&S	EMC32 (V10.50.40)	N/A	N/A
1826037	Control PC	Dell	OptiPlex 7050	36NV9P2	N/A
1826433	3m Semi-Anechoic Chamber	Albatross	SAC-3m	APC17151-SAC	06.07.2020

Conducted Emission on AC Mains					
Equip. No.	Equipment	Manufacturer	Model	Serial No.	Cal. until
1822625	EMI Test Receiver	R&S	ESR3	102428	03.09.2020
1822627	Artificial Mains Network	R&S	ENV216	102333	19.08.2020
1822626	Artificial Mains Network	R&S	ENV432	101411	19.08.2020
1822629	Attenuator	R&S	ESH2Z31	100300	19.08.2020
1825090	EMC32 test software	R&S	EMC32(Ver.10.5 0.01)	N/A	N/A
Radiated Emission (3m chamber)					
Equip. No.	Equipment	Manufacturer	Model No.	Serial No.	Cali. until
1822620	3m SAC	ETS	SAC3	CT001632-Q1362	23.08.2021
1825044	EMI Test Receiver	R&S	ESR7	102111	04.01.2021
1825004	Horn Antenna	R&S	HF907	102706	01.09.2020
1825005	Preamplifier	FIT	SCU-18F	180077	19.08.2020
1825006	Active magnetic loop antenna	SCHWARZBEC K	FMZB1519B	00080	20.08.2020
1825042	Trilog-Broadband antenna	SCHWARZBEC K	VULB9168	0945	12.09.2020
1825072	Switching Controller Interface	R&S	OSP 120	102039	N/A
1825090	EMC32 test software	R&S	EMC32(Ver.10.5 0.01)	N/A	N/A

2.3 Traceability

All measurement equipment calibrations are traceable to NIM (National Institute of Metrology) or where calibration is performed in other countries, to equivalent nationally recognized standards organizations.

2.4 Calibration

Equipment requiring calibration is calibrated periodically by the manufacturer or according to manufacturer's specifications. Additionally all equipment is verified for proper performance on a regular basis using in house standards or comparisons.

2.5 Measurement Uncertainty

The estimated combined standard uncertainty for radiated emissions and conducted emissions measurements as below table.

Item	Extended Uncertainty
Conducted Emission	± 2.74 dB
Radiated Emission (30-1000MHz)	Field strength (dBµV/m) 4.27dB
Radiated Emission (above 1000MHz)	Field strength (dBµV/m) 4.46dB
Radio Spectrum	± 1.5 dB

2.6 Location of Original Data

The original copies of all test data taken during actual testing were attached at Appendix A & B & C of this report and delivered to the applicant. A copy has been retained in the TÜV Rheinland (Shenzhen) file for certification follow-up purposes.

2.7 Status of Facility Used for Testing

The TÜV Rheinland (Shenzhen) Co., Ltd. Test facility located at No. 362 Huanguan Road Middle, Longhua District, Shenzhen 518110, People's Republic of China is listed on the US Federal Communications Commission list of facilities approved to perform measurements.

3 General Product Information

3.1 Product Function and Intended Use

The EUT is a Portable Charger Share, it supports Wi-Fi 802.11 b/g/n wireless and LTE technologies, the LTE module refer to FCC ID 2APJ4-SLM750V.

Wi-Fi 802.11 b/g/n wireless and LTE can't transmission simultaneous.

For details refer to the User Manual, Technical Description and Circuit Diagram.

3.2 Ratings and System Details

Table 2: Technical Specification of EUT

General Information of EUT	Value
Kind of Equipment	Portable Charger Share
Type Designation	A2850
Trade Mark	Anker
FCC ID	2AOKB-A2850
Operating Voltage	AC 100-240V, 50/60Hz, 1.5A
Testing Voltage	DC 3.3V for Radio Spectrum test AC 120V, 60Hz for Radio Spurious Emission and Conducted Emission test
Technical Specification of Wi-Fi 802.11 b/g/n	
Operating Frequency	2412 - 2462 MHz for 802.11b/g/n(HT20) 2422 - 2452 MHz for 802.11n(HT40)
Type of Modulation	DSSS(DBPSK/DQPSK/CCK) OFDM(BPSK/QPSK/16QAM/64QAM)
Data Rate	1/2/5.5/11 Mbps for 802.11b 6/9/12/18/24/36/48/54 Mbps for 802.11g MCS0 ~ MCS7 for 802.11n
Channel Number	11 channels for 802.11b/g/n(HT20) 7 channels for 802.11n(HT40)
Channel Separation	5 MHz
Antenna Type	Integral Antenna
Gain	3.64 dBi

Table 3: RF Channel and Frequency of Wi-Fi 802.11 b/g/n

RF Channel	802.11 b/g/n(HT20)	802.11 n(HT40)
	Frequency (MHz)	Frequency (MHz)
01	2412	/
02	2417	/
03	2422	2422
04	2427	2427
05	2432	2432
06	2437	2437
07	2442	2442
08	2447	2447
09	2452	2452
10	2457	/
11	2462	/

Test frequencies are lowest channel: 2412 MHz, middle channel: 2437 MHz and highest channel: 2462 MHz for 802.11b/g/n(HT20)

Test frequencies are lowest channel: 2422 MHz, middle channel: 2437 MHz and highest channel: 2452 MHz for 802.11n(HT40)

3.3 Independent Operation Modes

The basic operation modes are:

- A. On, Wi-Fi 802.11 b/g/n wireless transmitting
 - 1. Low channel
 - 2. Middle channel
 - 3. High channel
- B. On, connect to phone via Wi-Fi Wireless
- C. On, connect to phone via LTE Wireless
- D. On, Charging the Power Bank + USB output
- E. Off

3.4 Noise Generating and Noise Suppressing Parts

Refer to Circuit Diagram for further details.

3.5 Submitted Documents

- Application Form
- Block Diagram
- ID Label and Location Info
- Operation Description
- Photo Document
- Schematics
- User Manual

4 Test Set-up and Operation Modes

4.1 Principle of Configuration Selection

Radio Spectrum: The equipment under test (EUT) was configured at its highest power output in order to measure its highest possible radiation and conducted level. The test modes were adapted accordingly in reference to the instructions for use.

Emission: The equipment under test (EUT) was configured to measure its highest possible radiation level. The test modes were adapted accordingly in reference to the instructions for use.

4.2 Test Operation and Test Software

Test operation refers to test setup in chapter 5. All testing were performed according to the procedures in ANSI C63.10: 2013 and ANSI C63.4: 2014

4.3 Special Accessories and Auxiliary Equipment

Table 4: List of Accessories and Auxiliary Equipment

Description	Manufacturer	Model	S/N	Rating
Laptop	Lenovo	T480	PF-16A6N8	N/A

4.4 Countermeasures to Achieve EMC Compliance

The test sample which has been tested contained the noise suppression parts as described in the Technical Construction File (TCF).

No additional measures were employed to achieve compliance.

4.5 Test Setup Diagram

Diagram of Measurement Configuration for Radiation Test (Below 1GHz)

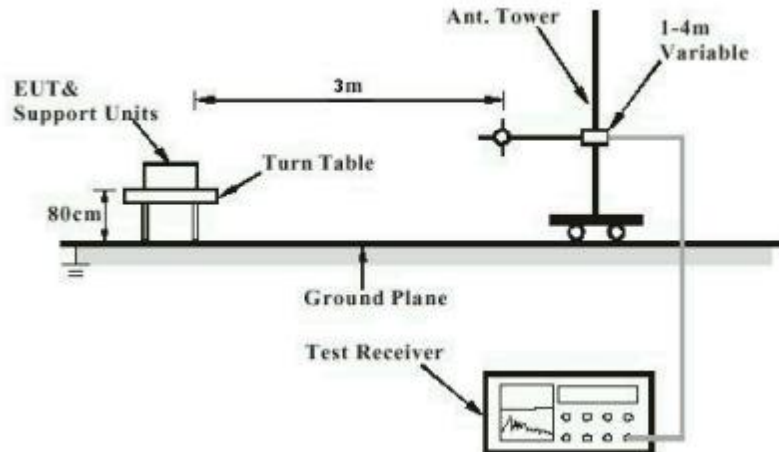


Diagram of Measurement Configuration for Radiation Test (Above 1GHz)

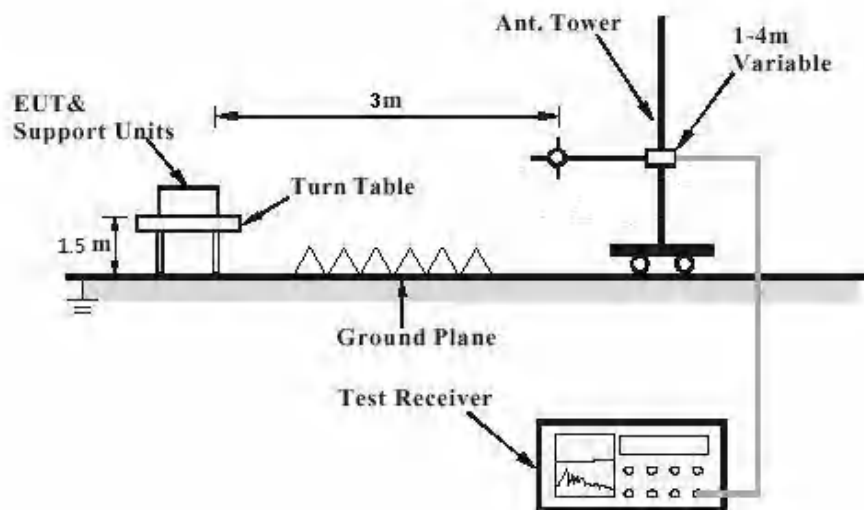


Diagram of Measurement Configuration for Mains Conduction Measurement

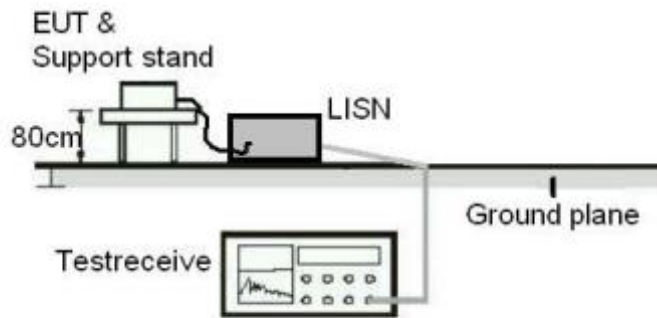
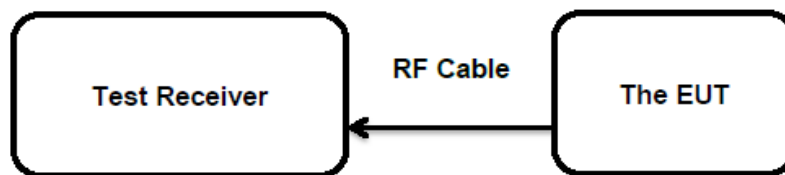


Diagram of Measurement Configuration for Conducted Transmitter Measurement



5 Test Results

5.1 Transmitter Requirement & Test Suites

5.1.1 Antenna Requirement

RESULT:**Pass****Test Specification**

Test standard : FCC Part 15.247(b)(4) and Part 15.203
Limit : the use of antennas with directional gains that do not exceed 6 dBi

According to the manufacturer declared, the EUT has an internal antenna, the directional gain of antenna is 3.64 dBi, and the antenna connector is designed with permanent attachment and no consideration of replacement. Therefore the EUT is considered sufficient to comply with the provision.

Refer to EUT Photo for further details.

5.1.2 Maximum Peak Conducted Output Power

RESULT:
Pass
Test Specification

Test standard : FCC Part 15.247(b)(3)
 Basic standard : ANSI C63.10: 2013
 Limits : < 1 Watt
 Kind of test site : Shielded Room

Test Setup

Date of testing : 26.02.2020
 Input voltage : DC 3.3V for Radio Spectrum test
 Operation mode : A
 Test channel : Low / Middle / High
 Ambient temperature : 25 °C
 Relative humidity : 56 %
 Atmospheric pressure : 101 kPa

For details refer to following test result.

Table 5: Test Result of Maximum Peak Conducted Output Power, Wi-Fi 802.11 b/g/n

Mode	802.11b			802.11g		
Data Rate	1Mbps			6Mbps		
Channel	1	6	11	1	6	11
Frequency (MHz)	2412	2437	2462	2412	2437	2462
Peak. Power (dBm)	15.13	17.00	18.57	22.06	22.42	23.65
Avg. Power (dBm)	12.00	14.01	14.93	14.01	14.83	15.64
Mode	802.11n HT20			802.11n HT40		
Data Rate	MCS0 6.5Mbps			MCS0 13.5Mbps		
Channel	1	6	11	3	6	9
Frequency (MHz)	2412	2437	2462	2422	2437	2452
Peak. Power (dBm)	20.82	21.26	22.01	19.24	19.17	21.05
Avg. Power (dBm)	12.98	13.34	14.88	11.26	11.45	13.01

The cable loss is taken into account in results.

5.1.3 Conducted Power Spectral Density

RESULT:
Pass
Test Specification

Test standard : FCC Part 15.247(e)
 Basic standard : ANSI C63.10: 2013
 Limits : 8 dBm / 3kHz
 Kind of test site : Shielded Room

Test Setup

Date of testing : 26.02.2020
 Input voltage : DC 3.3V for Radio Spectrum test
 Operation mode : A
 Test channel : Low / Middle / High
 Ambient temperature : 25 °C
 Relative humidity : 56 %
 Atmospheric pressure : 101 kPa

For details refer to following test result.

Table 6: Test Result of Power Spectral Density, Wi-Fi 802.11 b/g/n

Test Mode	Data Rate	Frequency (MHz)	Measured Peak Power Spectral Density (dBm/3KHz)
802.11b	1 Mbps	2412	-18.69
		2437	-17.00
		2462	-16.19
802.11g	6 Mbps	2412	-15.82
		2437	-15.16
		2462	-13.64
802.11n (HT20)	MCS0	2412	-16.02
		2437	-15.59
		2462	-14.16
802.11n (HT40)	MCS0	2422	-18.57
		2437	-18.44
		2452	-16.35
Maximum Measured Value			-13.64

Note: The cable loss is taken into account in results.

For the measurement records, refer to the appendix B.

5.1.4 6dB Bandwidth

RESULT:
Pass
Test Specification

Test standard : FCC Part 15.247(a)(2)
 Basic standard : ANSI C63.10: 2013
 Limits : > 500 KHz
 Kind of test site : Shielded Room

Test Setup

Date of testing : 26.02.2020
 Input voltage : DC 3.3V for Radio Spectrum test
 Operation mode : A
 Test channel : Low / Middle / High
 Ambient temperature : 25 °C
 Relative humidity : 56 %
 Atmospheric pressure : 101 kPa

For details refer to following test result.

Table 7: Test Result of 6dB Bandwidth, Wi-Fi 802.11 b/g/n

Test Mode	Data Rate	Frequency (MHz)	-6dB Bandwidth (MHz)	Limit (kHz)
802.11b	1 Mbps	2412	9.15	> 500
		2437	9.15	
		2462	9.15	
802.11g	6 Mbps	2412	16.65	
		2437	16.65	
		2462	16.65	
802.11n (HT20)	MCS0	2412	17.80	
		2437	17.80	
		2462	17.80	
802.11n (HT40)	MCS0	2422	36.50	
		2437	36.55	
		2452	36.55	
Minimum Measured Value			36.55	

For the measurement records, refer to the appendix B.

5.1.5 Conducted Spurious Emissions Measured in 100 kHz Bandwidth

RESULT:**Pass****Test Specification**

Test standard	: FCC Part 15.247(d)
Basic standard	: ANSI C63.10: 2013
Limits	: 30dB (below that in the 100kHz bandwidth within the band that contains the highest level of the desired power); In addition, radiated emissions which fall in the restricted bands, must also comply with the radiated emission limits specified in 15.209(a)
Kind of test site	: Shielded Room

Test Setup

Date of testing	: 26.02.2020
Input voltage	: DC 3.3V for Radio Spectrum test
Operation mode	: A
Test channel	: Low / Middle / High
Ambient temperature	: 25 °C
Relative humidity	: 56 %
Atmospheric pressure	: 101 kPa

Test results of 100kHz Bandwidth of Frequency Band Edge by Conducted method refer to test plots, and compliance is achieved as well.

For the measurement records, refer to the appendix B.

5.1.6 Radiated Spurious Emission

RESULT:**Pass****Test Specification**

Test standard	: FCC Part 15.247(d) & FCC Part 15.205
Basic standard	: ANSI C63.10: 2013
Limits	: Refer to 15.209(a) of FCC part 15.247(d)
Kind of test site	: 3m Semi-anechoic Chamber

Test Setup

Date of testing	: 19.01.2020
Input voltage	: AC 120V, 60Hz
Operation mode	: A
Test channel	: Low / Middle / High
Ambient temperature	: 22°C
Relative humidity	: 54%
Atmospheric pressure	: 101 kPa

Remark:

Testing was carried out within frequency range 9kHz to the tenth harmonics. Only the worst case spurious emissions configuration of the each mode were reported.

For the measurement records, refer to the appendix C.

5.1.7 Conducted Emission on AC Mains

RESULT:**Pass****Test Specification**

Test standard	: FCC Part 15.107(a) & FCC Part 15.207(a)
Basic standard	: ANSI C63.10: 2013 & ANSI C63.4: 2014
Frequency range	: 0.15 – 30MHz
Limits	: FCC Part 15.107(a) & FCC Part 15.207(a)
Kind of test site	: Shielded Room

Test Setup

Date of testing	: 19.01.2020
Input voltage	: AC 120V, 60Hz
Operation mode	: B, C, D
Earthing	: Not connected
Ambient temperature	: 24 °C
Relative humidity	: 53 %
Atmospheric pressure	: 101 kPa

For the measurement records, refer to the appendix C. (only the worst case mode D was recorded)

5.1.8 Radiated Emission

RESULT:**Pass****Test Specification**

Test standard	: FCC Part 15.109(a)
Basic standard	: ANSI C63.4: 2014
Frequency range	: 30 - 6000MHz
Classification	: Class B
Limits	: FCC Part 15.109(a)
Kind of test site	: 3m Semi-anechoic Chamber

Test Setup

Date of testing	: 20.01.2020
Input voltage	: AC 120V, 60Hz
Operation mode	: B, C, D
Earthing	: Not connected
Ambient temperature	: 23 °C
Relative humidity	: 48 %
Atmospheric pressure	: 101 kPa

For the measurement records, refer to the appendix C. (only the worst case mode D was recorded)

6 Safety Human Exposure

6.1 Radio Frequency Exposure Compliance

6.1.1 Electromagnetic Fields

RESULT:

Pass

Test Specification

Test standard : CFR47 FCC Part 2: Section 2.1091
CFR47 FCC Part 1: Section 1.1310
FCC KDB Publication 447498 v06

➤ FCC requirements

FCC requirement: Systems operating under the provisions of this section shall be operated in a manner that ensures that the public is not exposed to radio frequency energy level in excess limit for maximum permissible exposure. In accordance with 47 CFR FCC Part 2 Subpart J, section 2.1091 this device has been defined as a mobile device whereby a distance of 20cm normally can be maintained between the user and the device.

MPE Calculation Method according to OET Bulletin 65

Power Density: $S_{(mW/cm^2)} = PG/4\pi R^2$ or $EIRP/4\pi R^2$

Where:

S = power density (mW/cm²)

P = power input to the antenna (mW)

G = power gain of the antenna in the direction of interest relative to an isotropic radiator

R = distance to the center of radiation of the antenna (cm)

The nominal maximum conducted output power specified:

802.11b/g/n: 23.65 dBm

From the peak RF output power, the minimum mobile separation distance, d=20 cm, as well as the antenna gain (3.64 dBi 802.11b/g/n), the RF power density can be calculated as below:

For 802.11b/g/n: $S_{(mW/cm^2)} = PG/4\pi R^2 = 0.107 \text{ mW/cm}^2$

Limits for Maximum Permissible Exposure (MPE) according to FCC Part 1.1310: 1.0 mW/cm²

The e.i.r.p. for the 802.11b/g/n is less than the RF exposure evaluation exempted power. So RF exposure evaluation is not required.

“RF Radiation Exposure Statement Caution: This Transmitter must be installed to provide a separation distance of at least 20 cm from all persons.”

7 Photographs of the Test Set-Up

For photographs of the test set-up, refer to the appendix A.

8 List of Tables

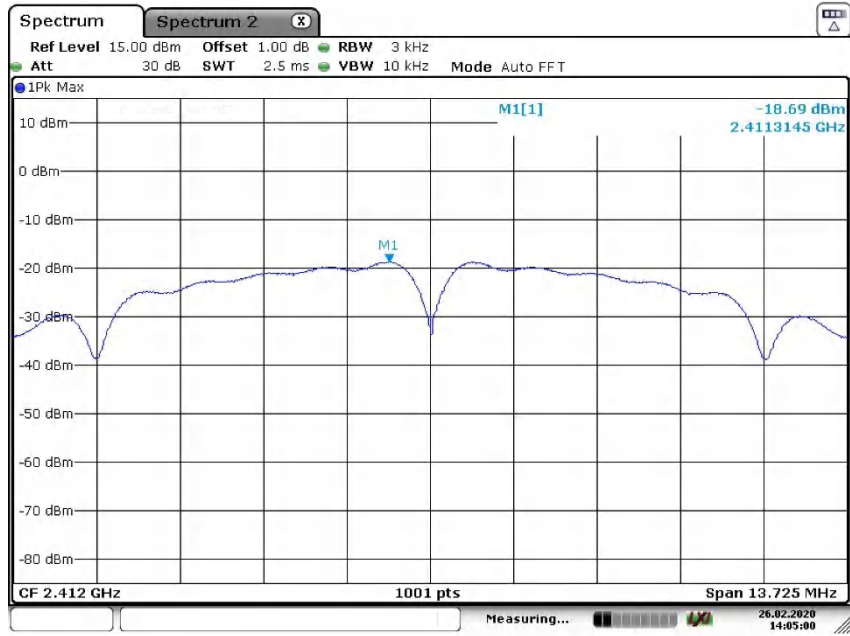
Table 1: List of Test and Measurement Equipment.....	5
Table 2: Technical Specification of EUT.....	8
Table 3: RF Channel and Frequency of Wi-Fi 802.11 b/g/n.....	9
Table 4: List of Accessories and Auxiliary Equipment.....	10
Table 5: Test Result of Maximum Peak Conducted Output Power, Wi-Fi 802.11 b/g/n.....	14
Table 6: Test Result of Power Spectral Density, Wi-Fi 802.11 b/g/n.....	15
Table 7: Test Result of 6dB Bandwidth, Wi-Fi 802.11 b/g/n.....	16

Appendix B: Test Results of Conducted Testing

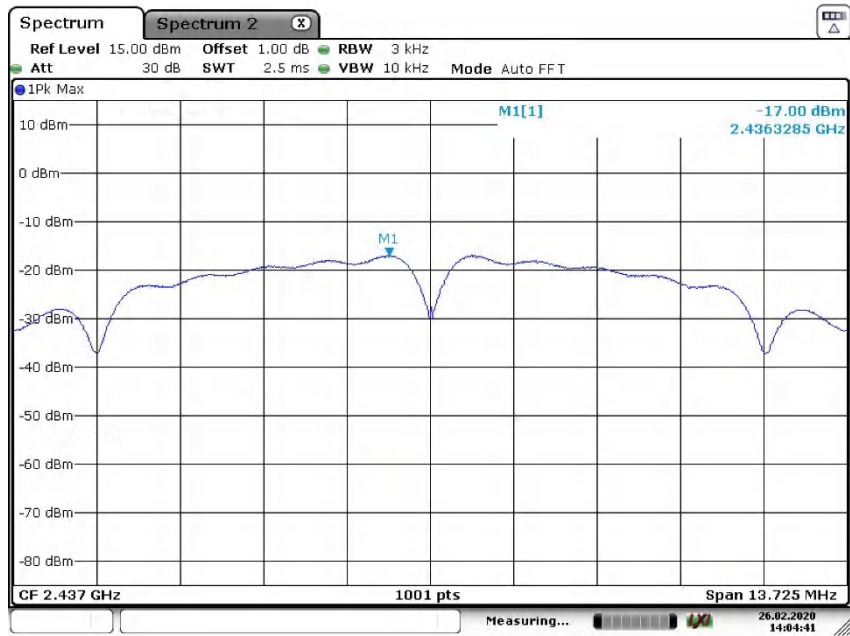
APPENDIX B: TEST RESULTS OF CONDUCTED TESTING	1
APPENDIX B.1: CONDUCTED POWER SPECTRAL DENSITY	2
<i>Wi-Fi 802.11 b mode, 1 Mbps</i>	2
<i>Wi-Fi 802.11 g mode, 6 Mbps</i>	3
<i>Wi-Fi 802.11 n(HT20) mode, MCS0</i>	5
<i>Wi-Fi 802.11 n(HT40) mode, MCS0</i>	6
APPENDIX B.2: 6DB BANDWIDTH	8
<i>Wi-Fi 802.11 b mode, 1 Mbps</i>	8
<i>Wi-Fi 802.11 g mode, 6 Mbps</i>	9
<i>Wi-Fi 802.11 n(HT20) mode, MCS0</i>	11
<i>Wi-Fi 802.11 n(HT40) mode, MCS0</i>	12
APPENDIX B.3: CONDUCTED SPURIOUS EMISSIONS MEASURED IN 100 KHz BANDWIDTH	14
<i>Wi-Fi 802.11 b mode, 1 Mbps</i>	14
<i>Wi-Fi 802.11 g mode, 6 Mbps</i>	17
<i>Wi-Fi 802.11 n(HT20) mode, MCS0</i>	20
<i>Wi-Fi 802.11 n(HT40) mode, MCS0</i>	23
<i>Wi-Fi 802.11 b mode, Band Edge</i>	26
<i>Wi-Fi 802.11 g mode, Band Edge</i>	27
<i>Wi-Fi 802.11 n(HT20) mode, Band Edge</i>	28
<i>Wi-Fi 802.11 n(HT40) mode, Band Edge</i>	29

Appendix B.1: Conducted Power Spectral Density

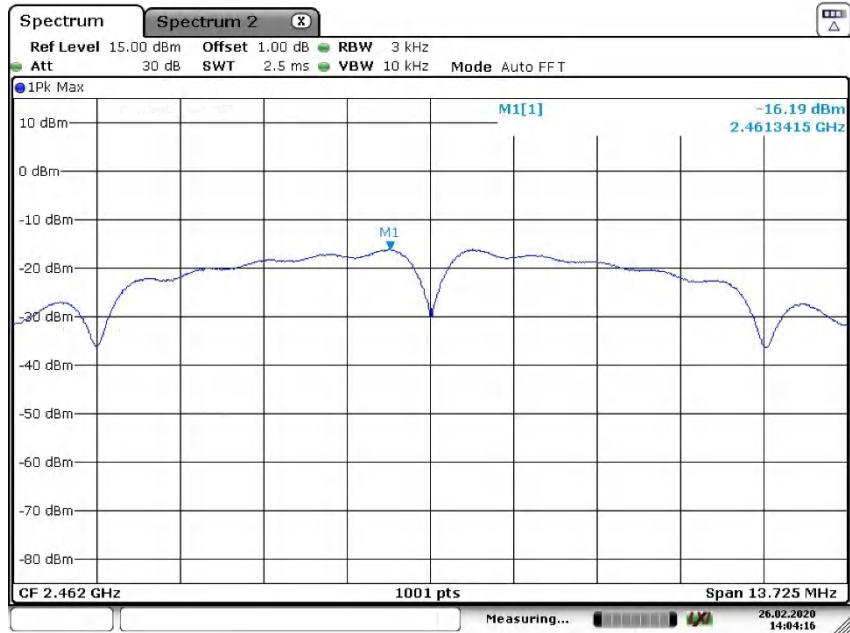
Wi-Fi 802.11 b mode, 1 Mbps



Date: 26.FEB.2020 14:05:01

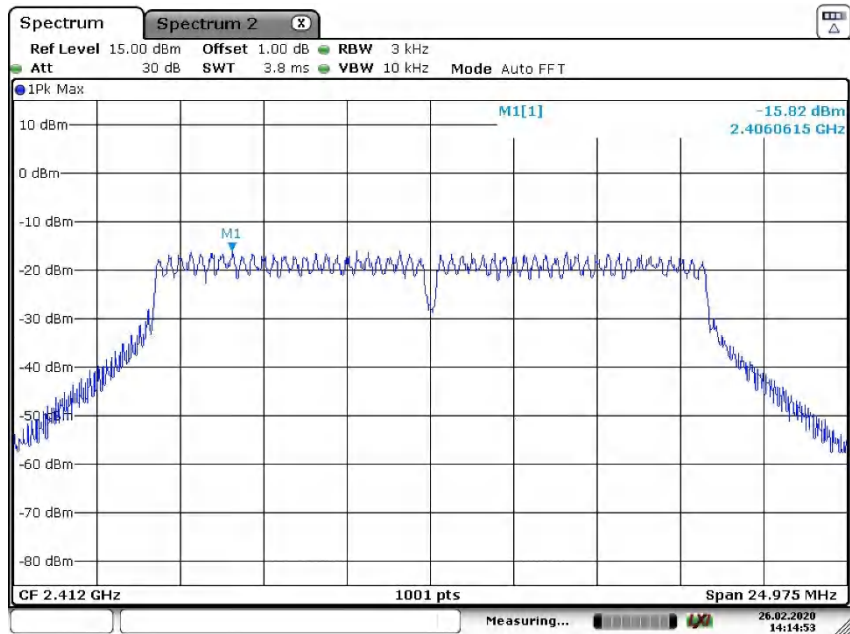


Date: 26.FEB.2020 14:04:42

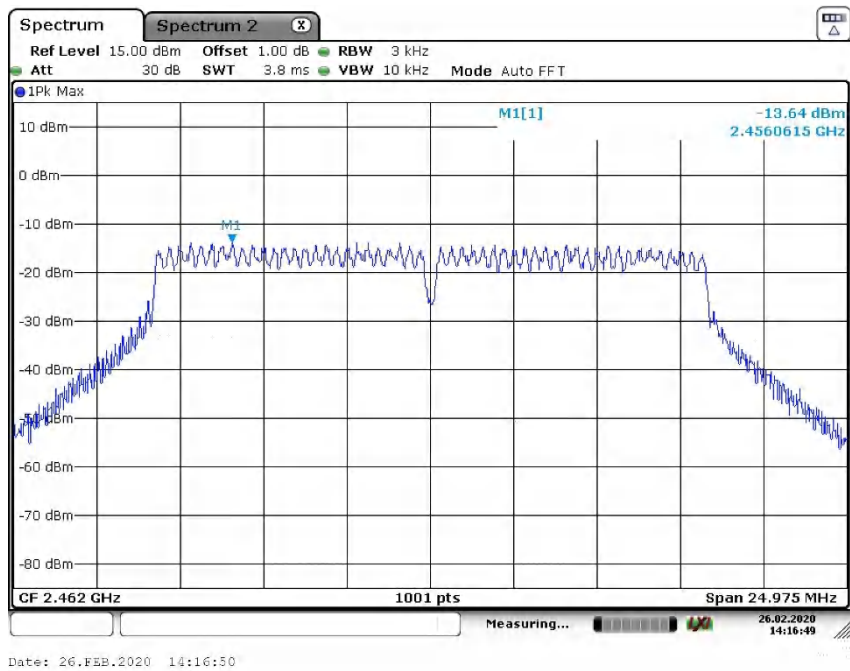
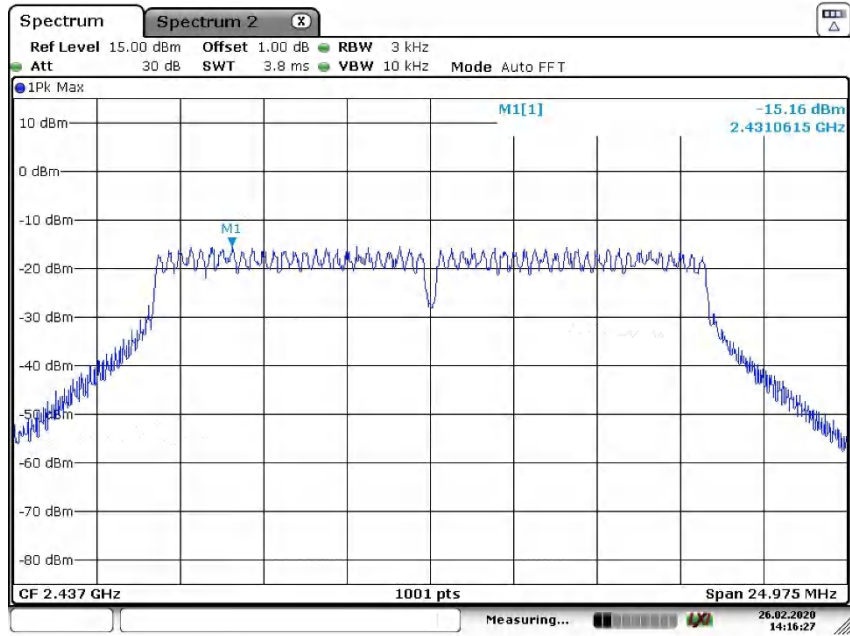


Date: 26.FEB.2020 14:04:16

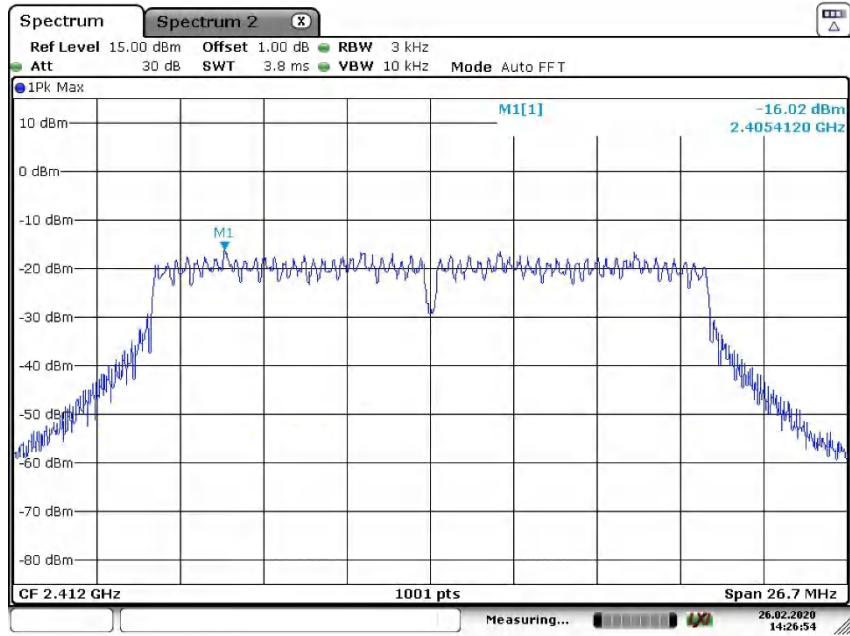
Wi-Fi 802.11 g mode, 6 Mbps



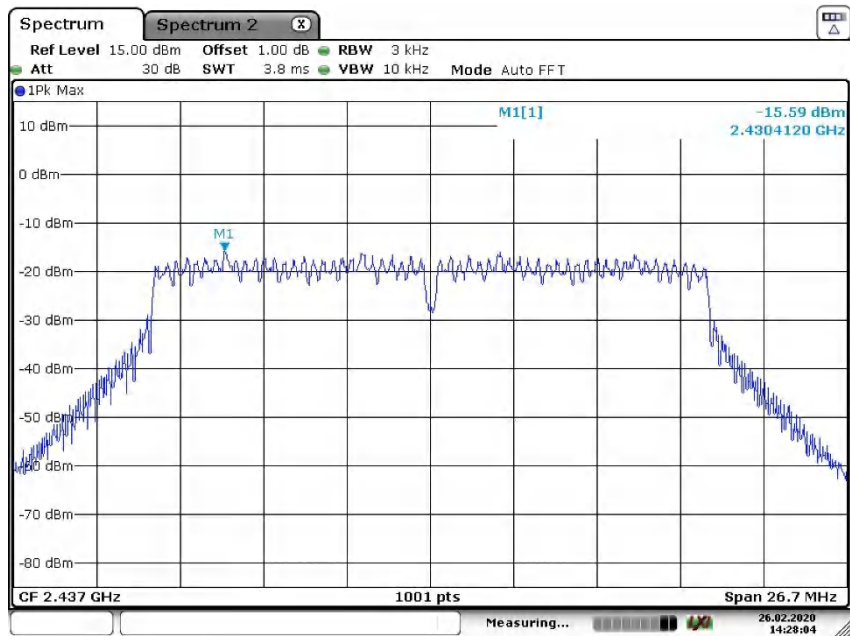
Date: 26.FEB.2020 14:14:54



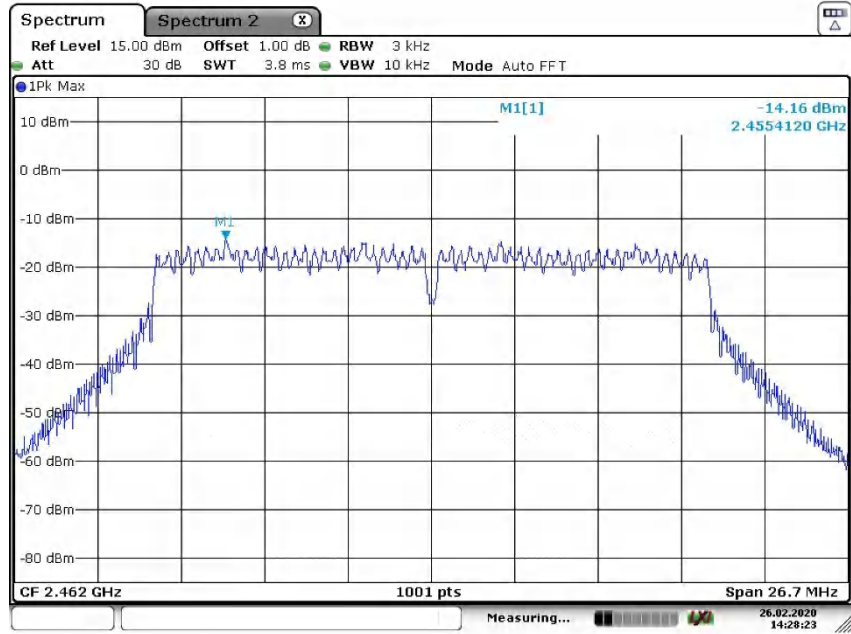
Wi-Fi 802.11 n(HT20) mode, MCS0



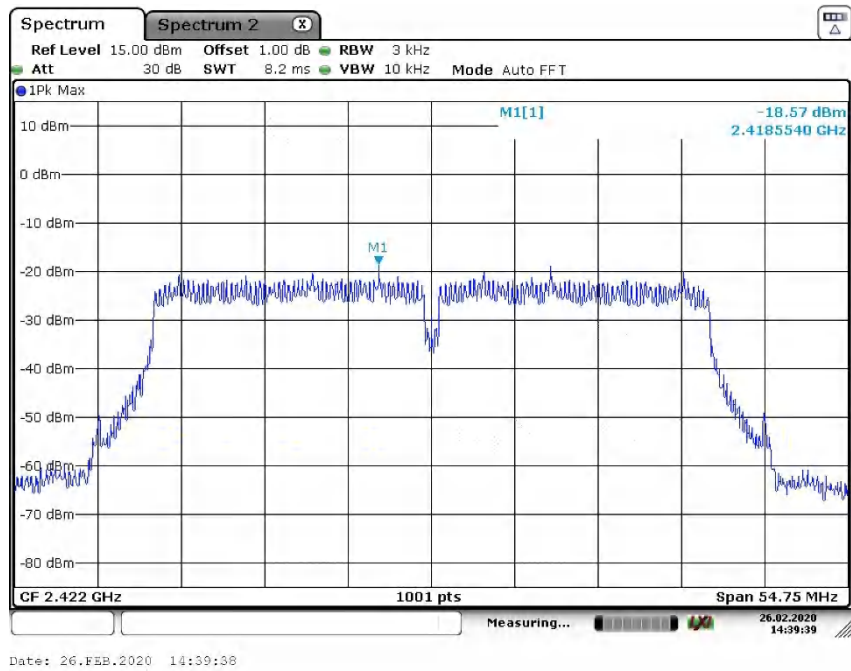
Date: 26.FEB.2020 14:26:55

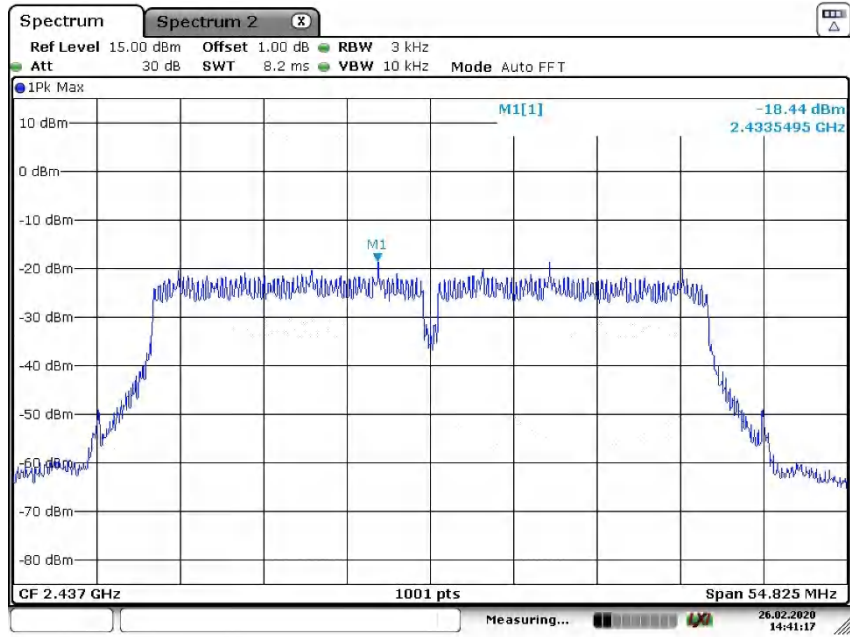


Date: 26.FEB.2020 14:28:05

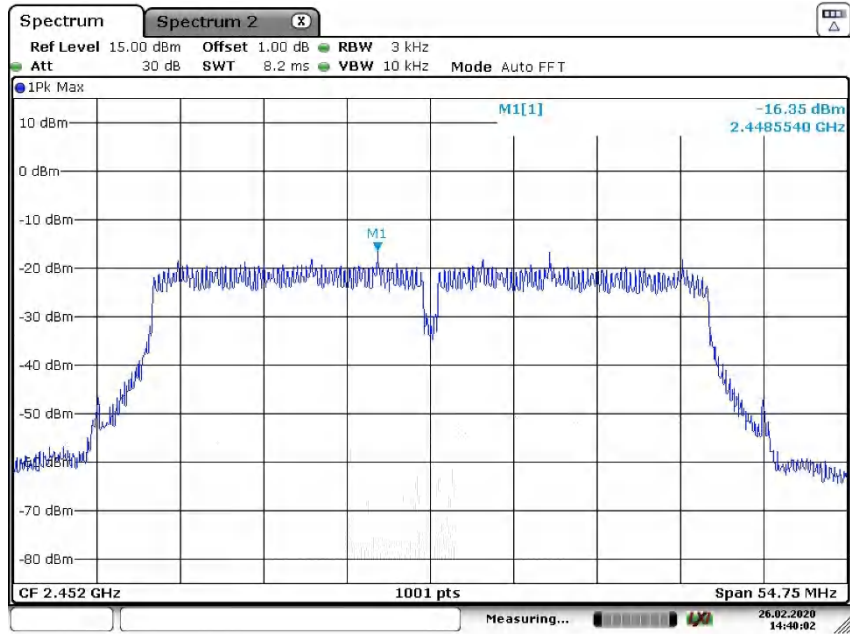


Wi-Fi 802.11 n(HT40) mode, MCS0





Date: 26.FEB.2020 14:41:17

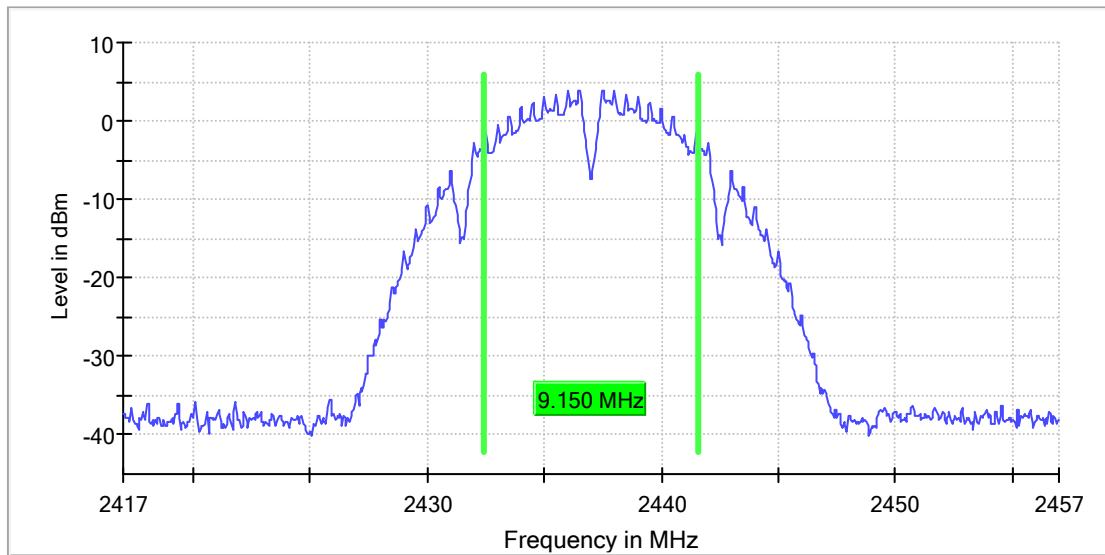
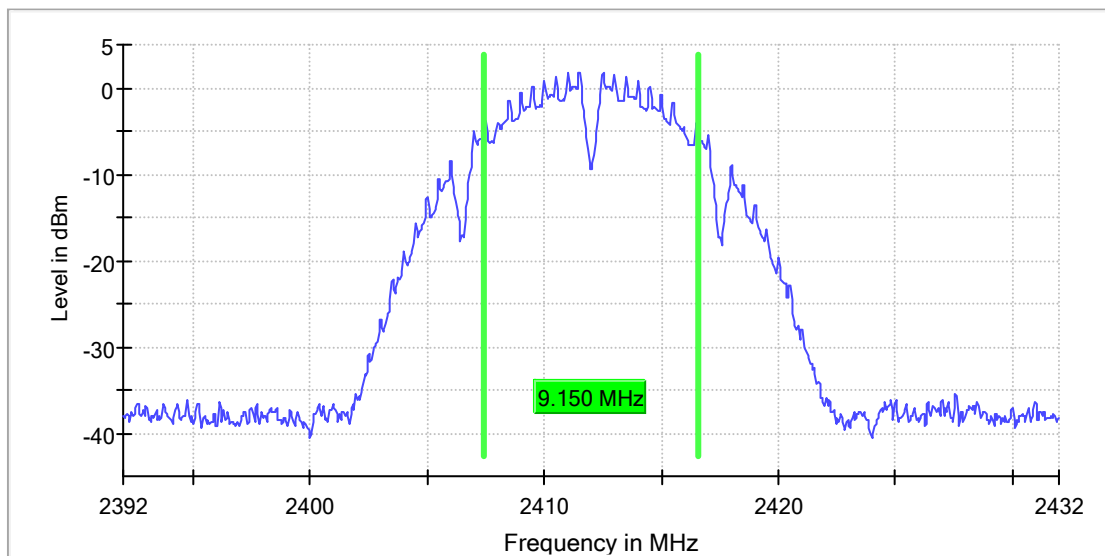


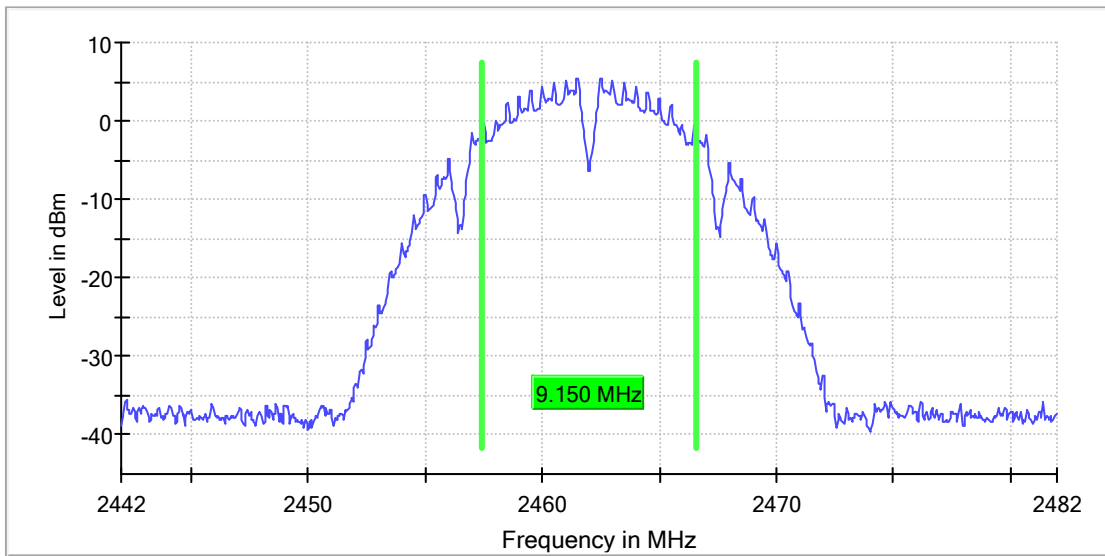
Date: 26.FEB.2020 14:40:02

Appendix B.2: 6dB Bandwidth

Wi-Fi 802.11 b mode, 1 Mbps

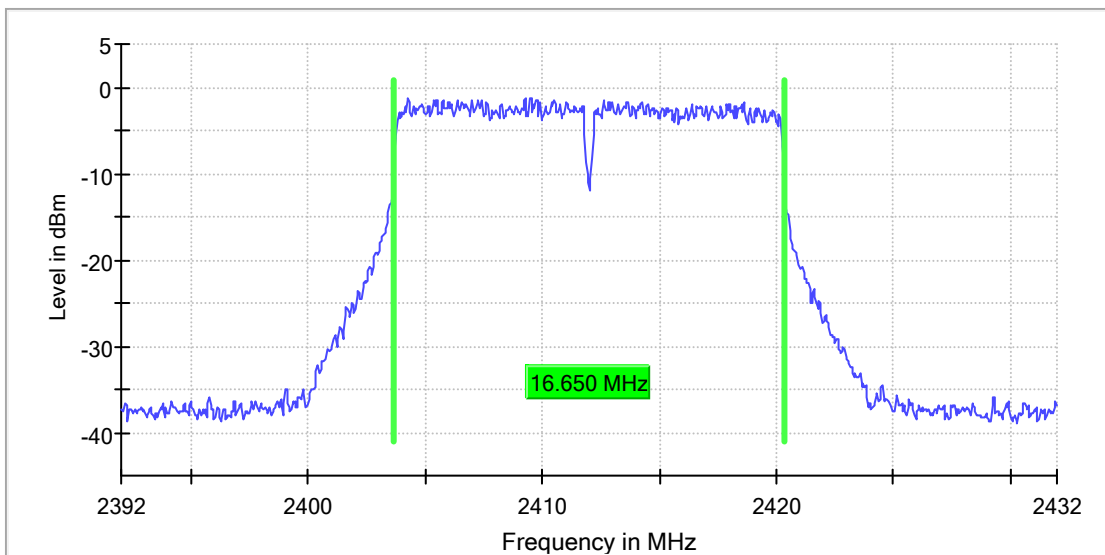
RBW=100K, VBW=300K

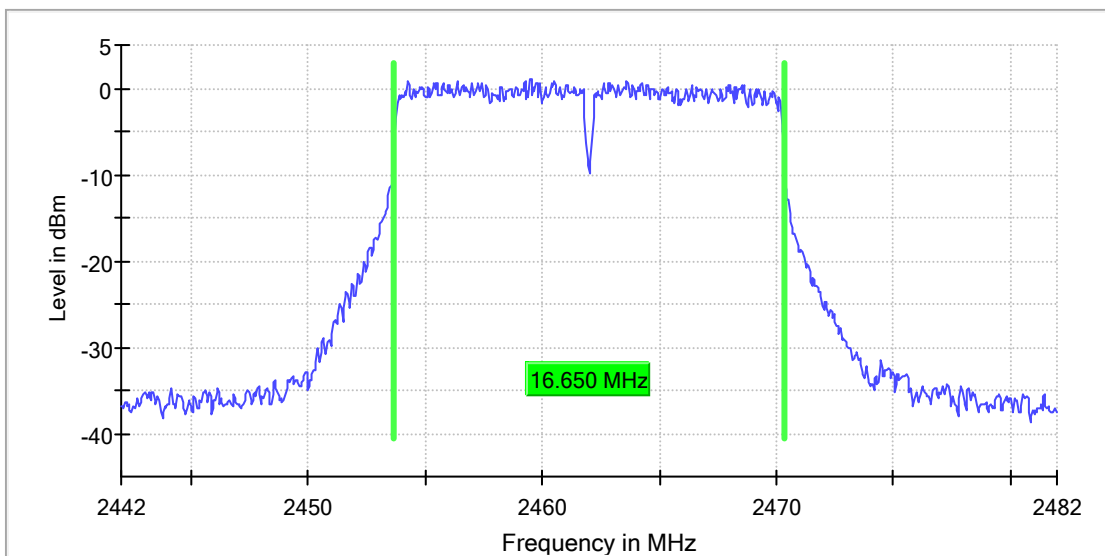
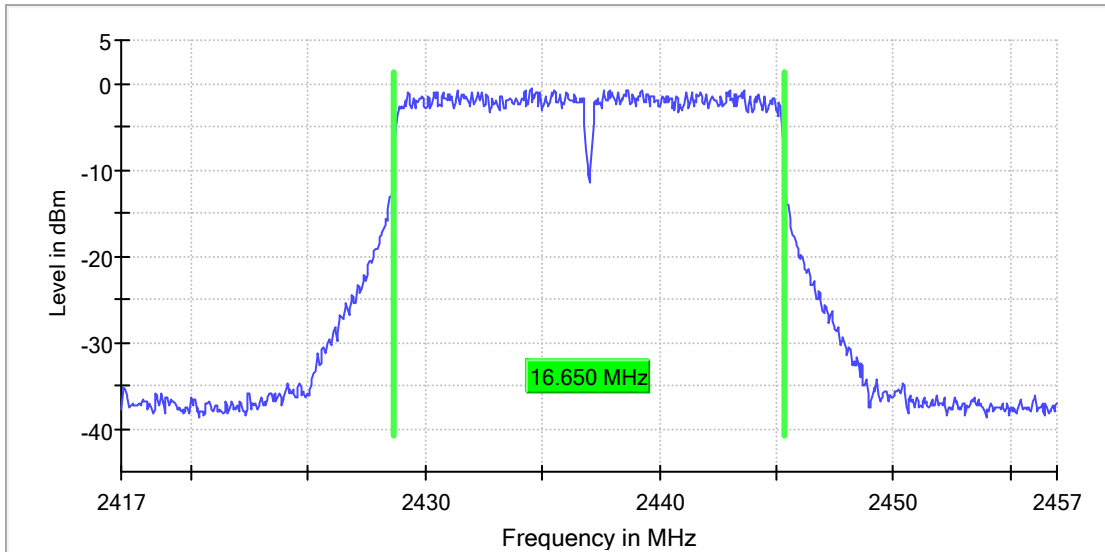




Wi-Fi 802.11 g mode, 6 Mbps

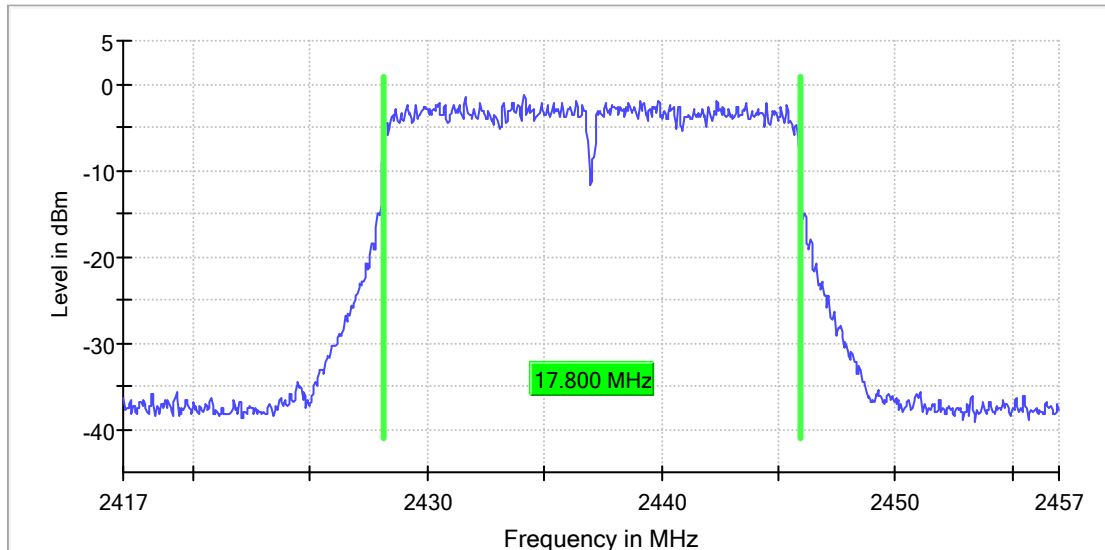
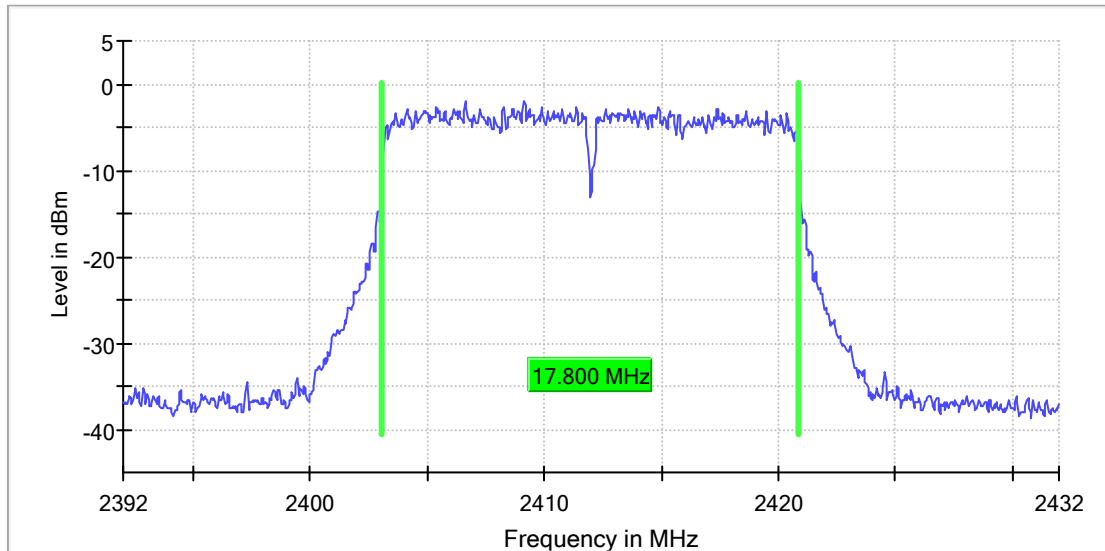
RBW=100K, VBW=300K

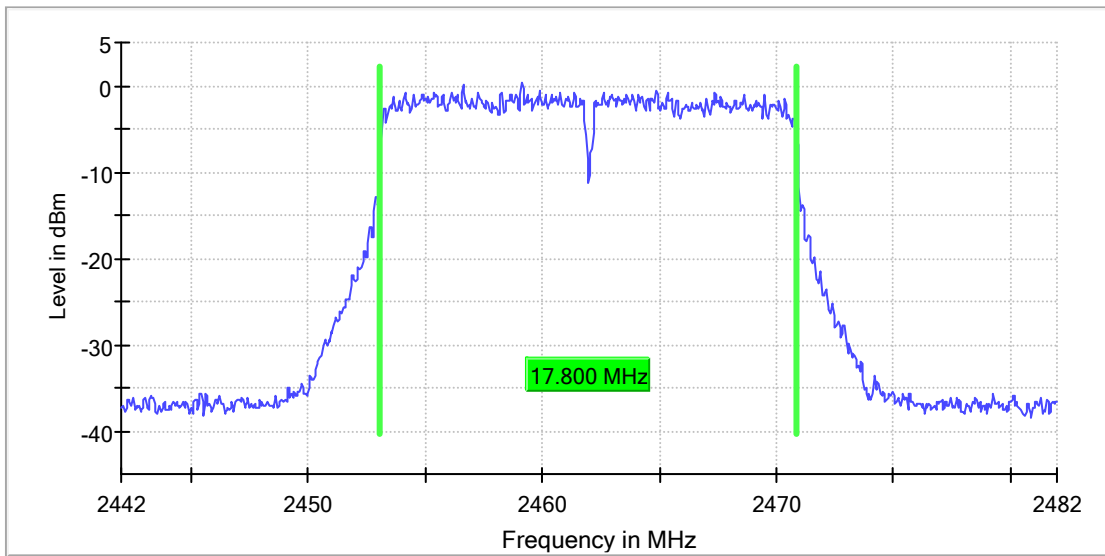




Wi-Fi 802.11 n(HT20) mode, MCS0

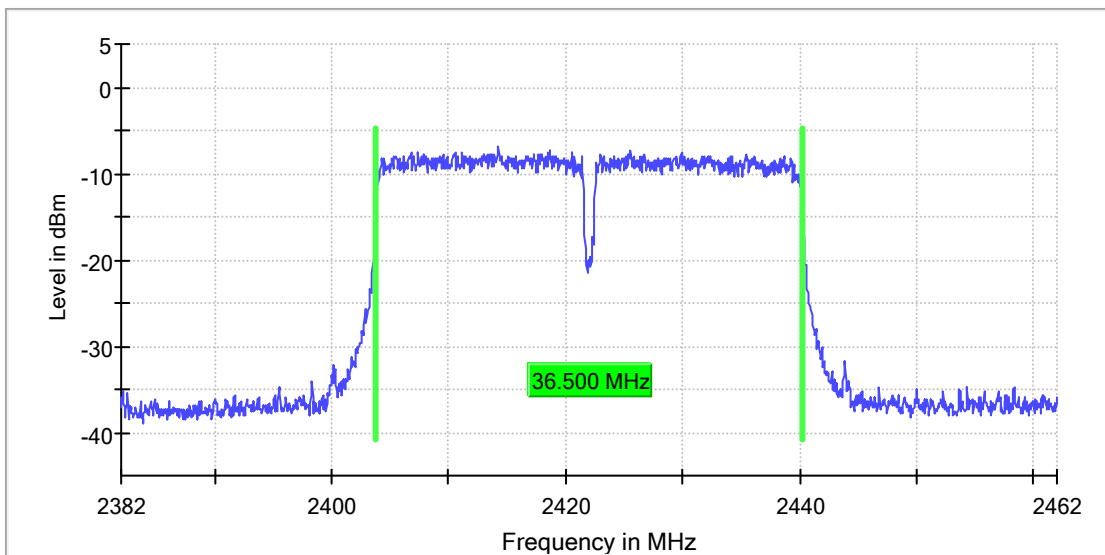
RBW=100K, VBW=300K

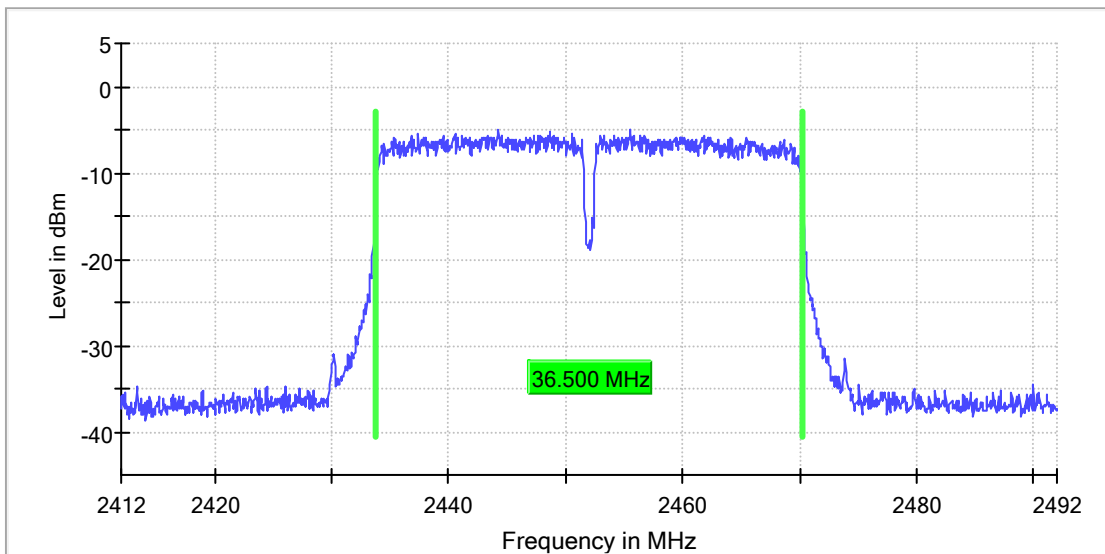
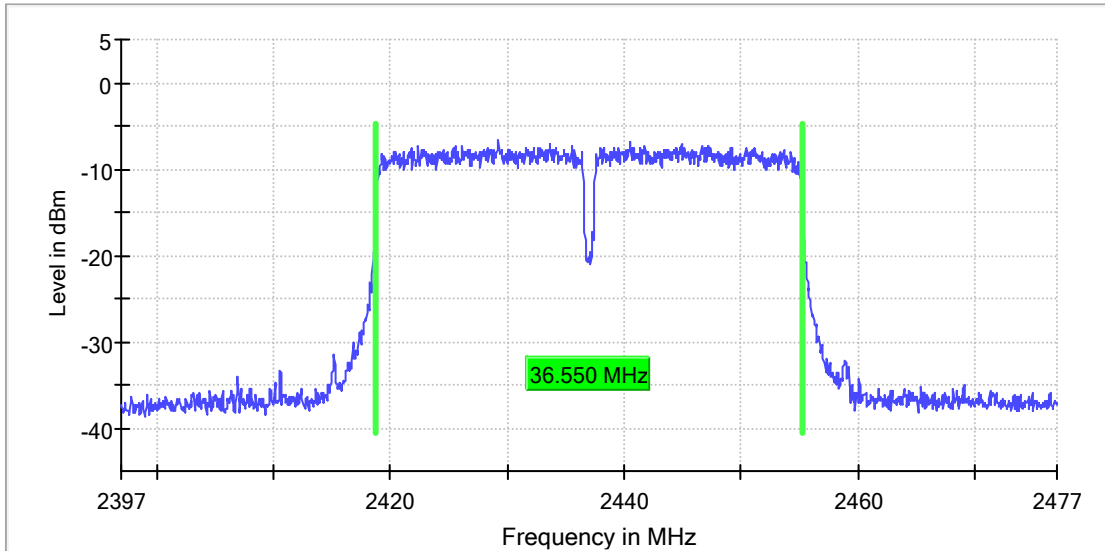




Wi-Fi 802.11 n(HT40) mode, MCS0

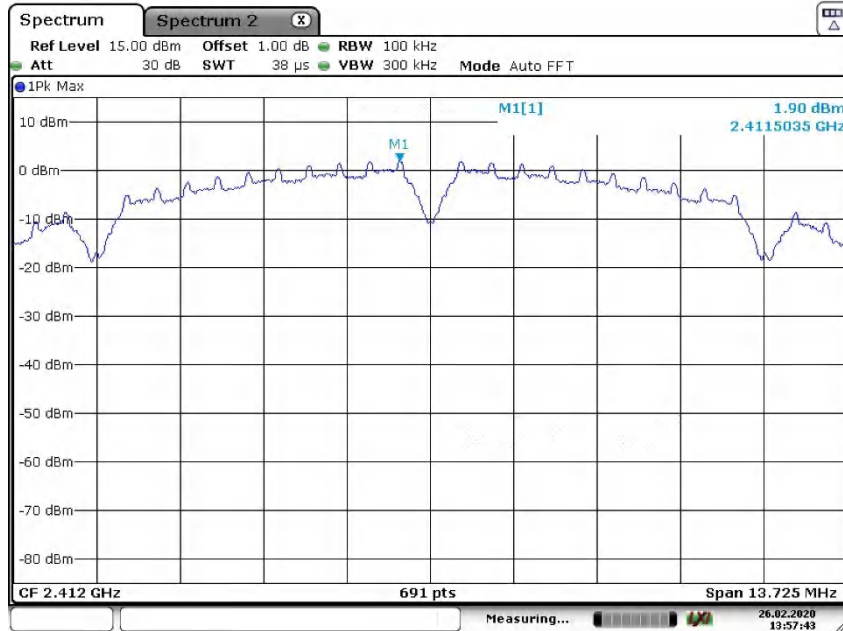
RBW=100K, VBW=300K



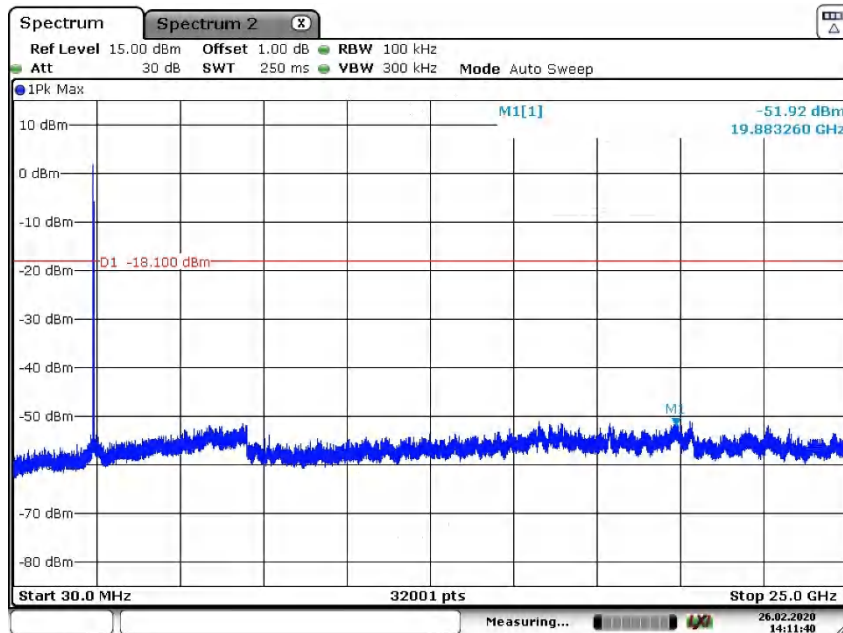


Appendix B.3: Conducted Spurious Emissions Measured in 100 kHz Bandwidth

Wi-Fi 802.11 b mode, 1 Mbps
Low Channel

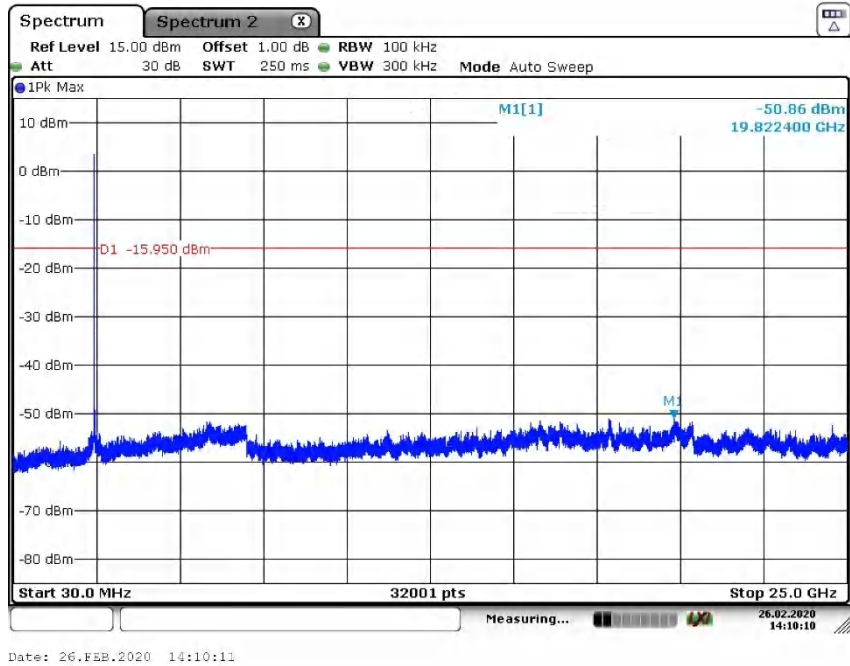
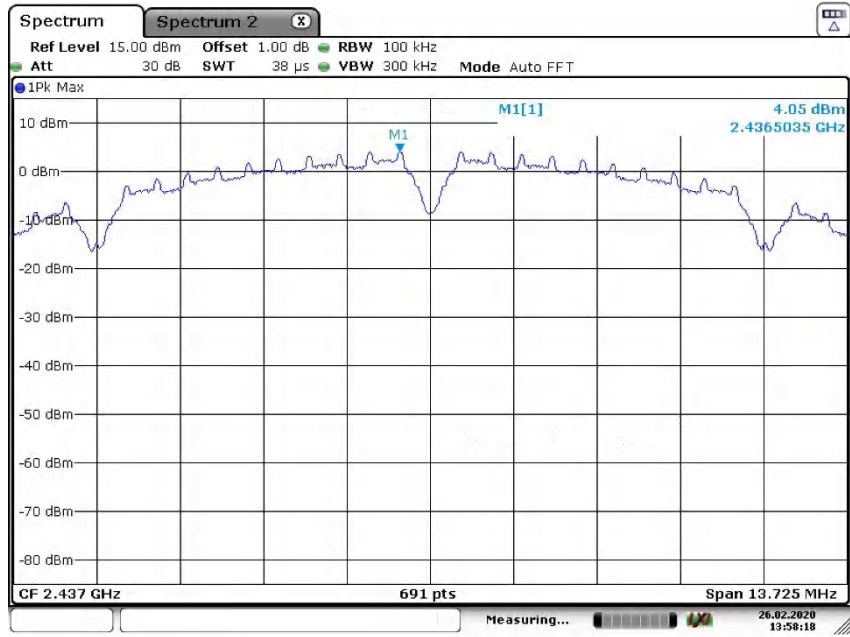


Date: 26.FEB.2020 13:57:43

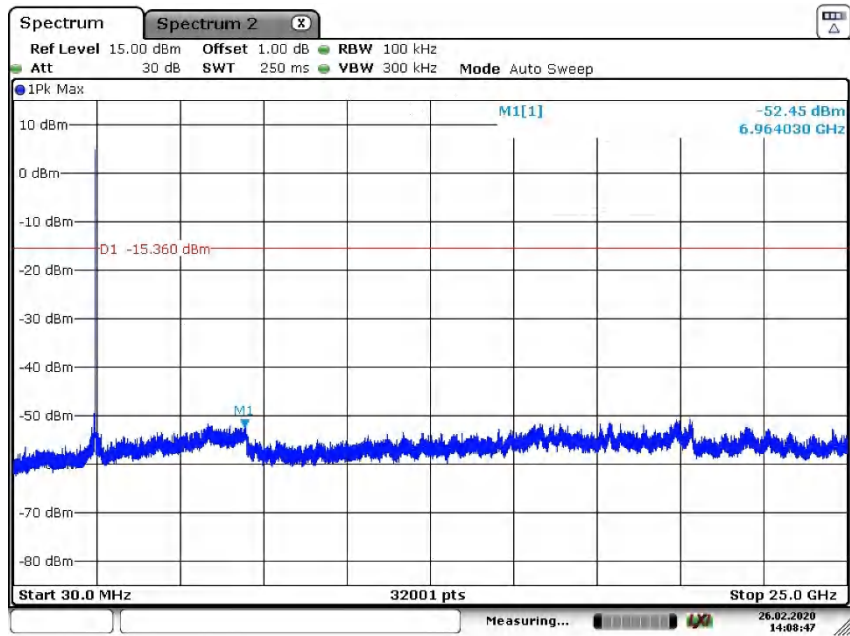
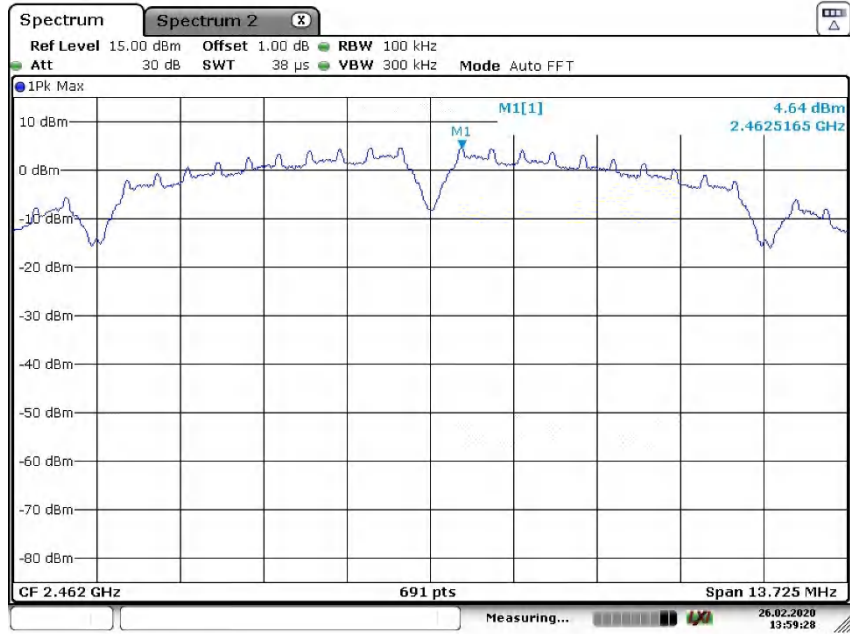


Date: 26.FEB.2020 14:11:41

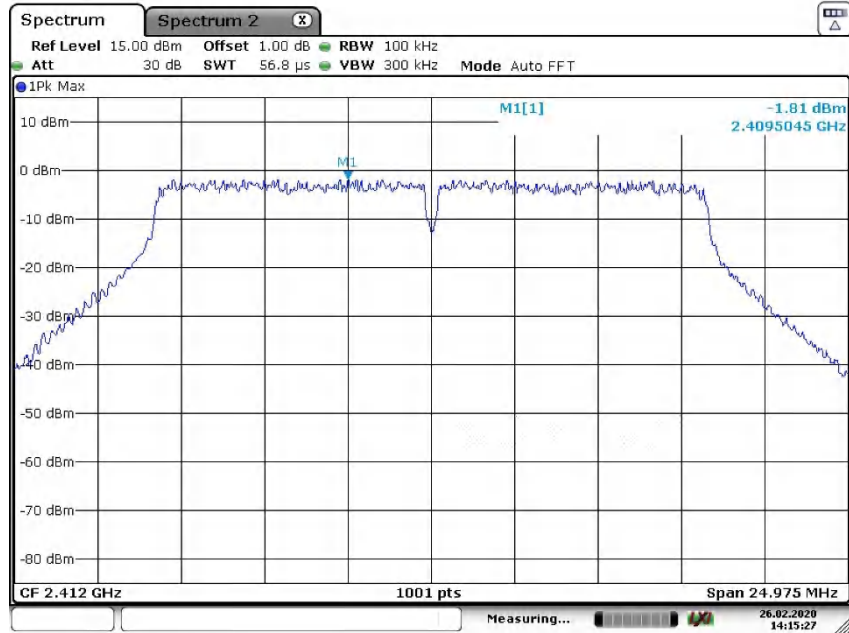
Middle Channel



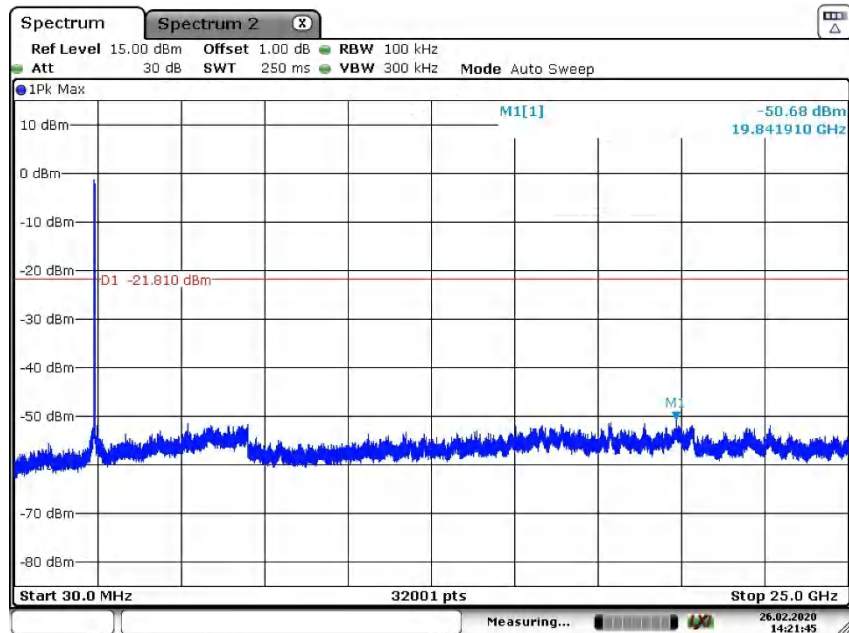
High Channel



Wi-Fi 802.11 g mode, 6 Mbps
Low Channel

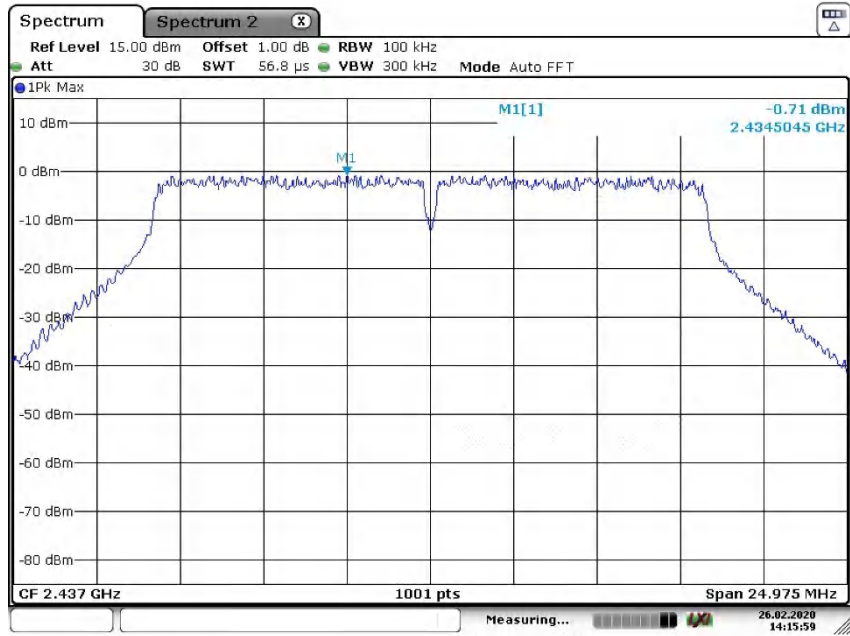


Date: 26.FEB.2020 14:15:28

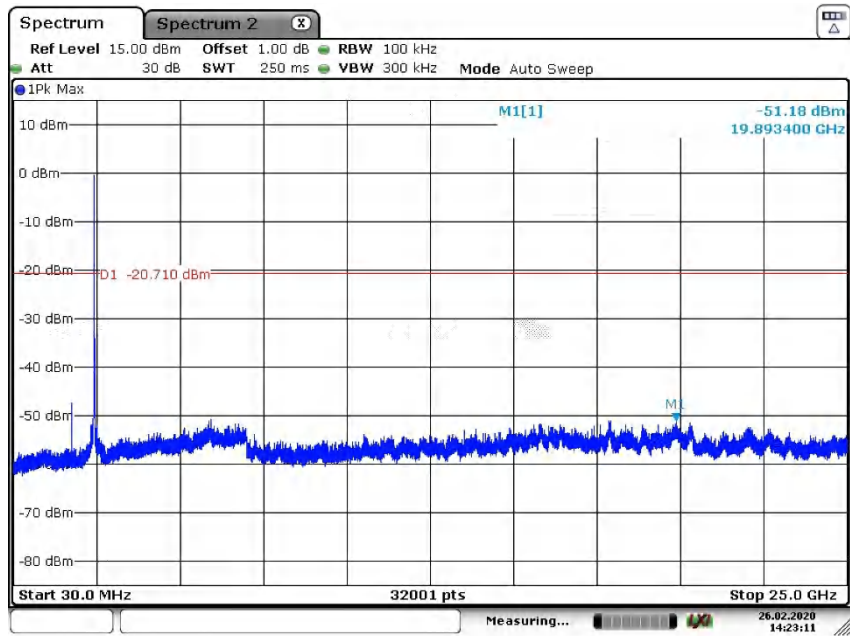


Date: 26.FEB.2020 14:21:46

Middle Channel

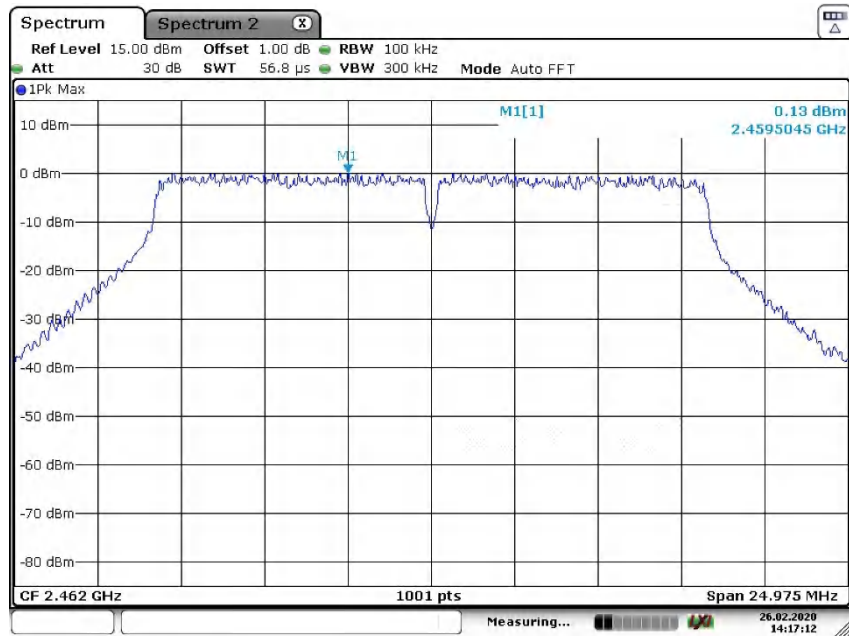


Date: 26.FEB.2020 14:16:00

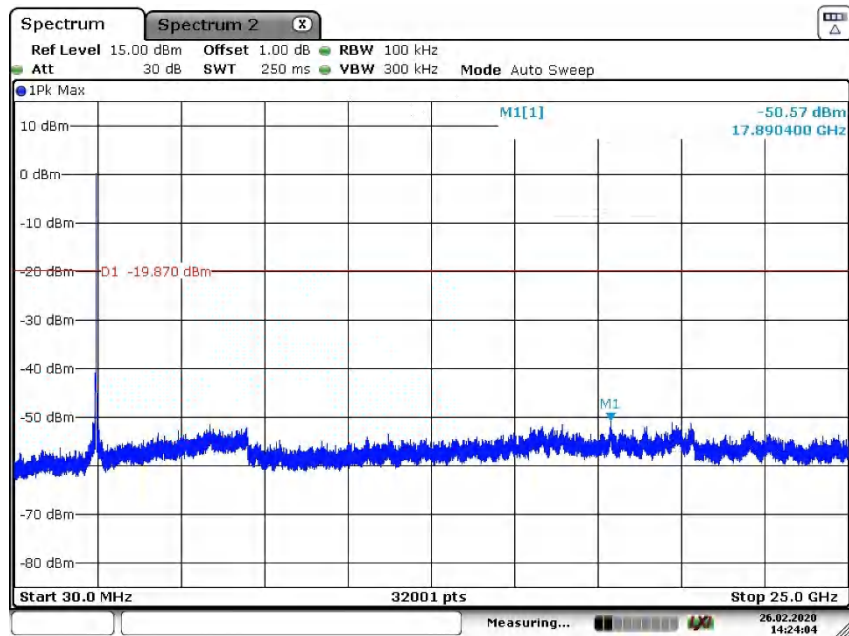


Date: 26.FEB.2020 14:23:11

High Channel

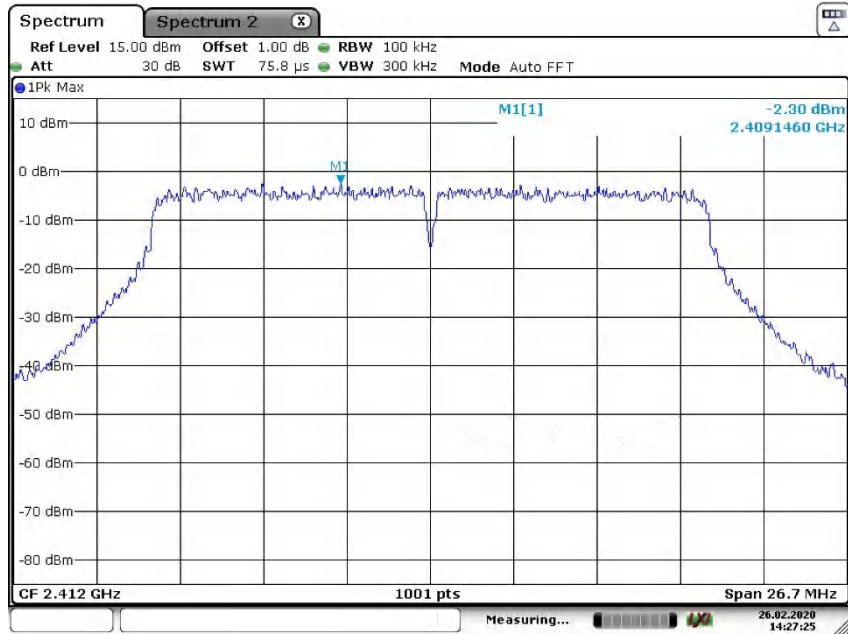


Date: 26.FEB.2020 14:17:13

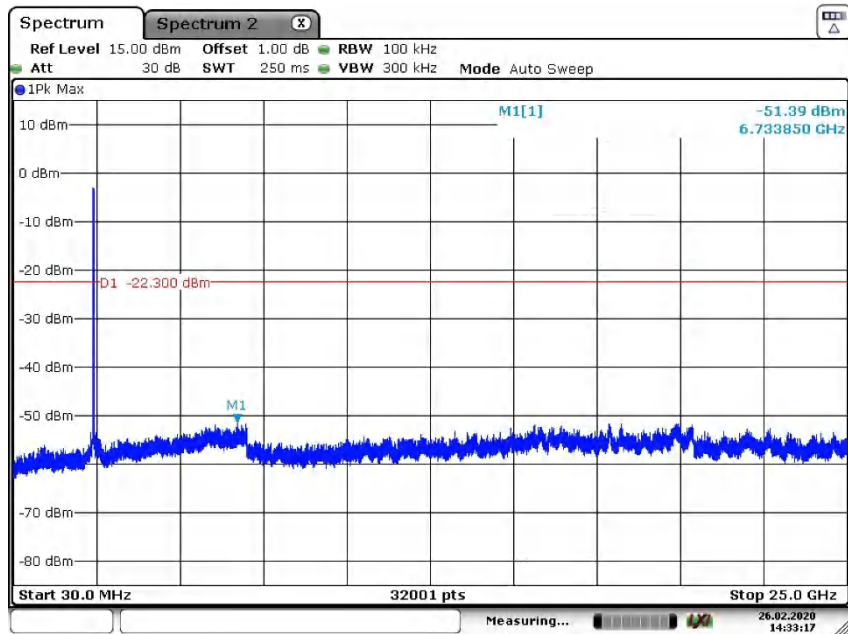


Date: 26.FEB.2020 14:24:05

Wi-Fi 802.11 n(HT20) mode, MCS0
Low Channel

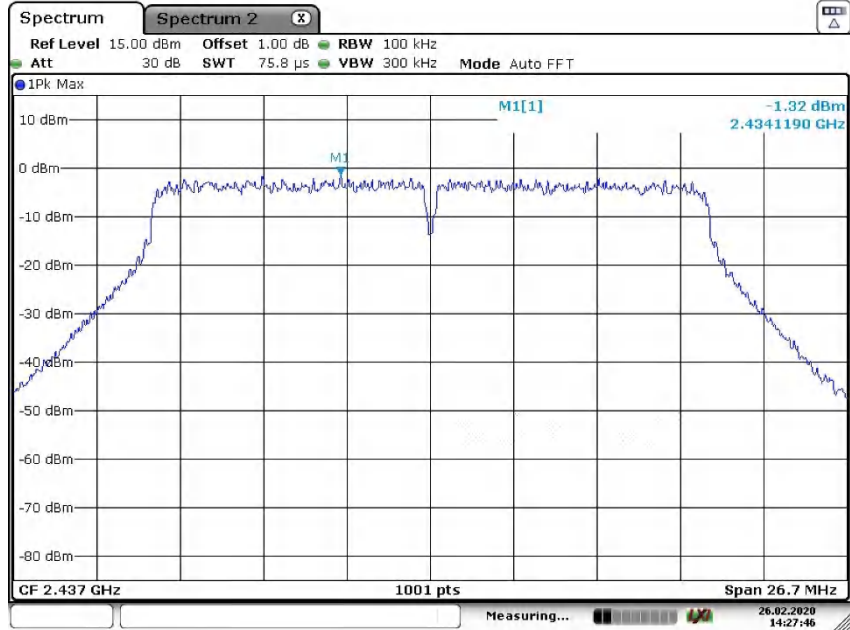


Date: 26.FEB.2020 14:27:25

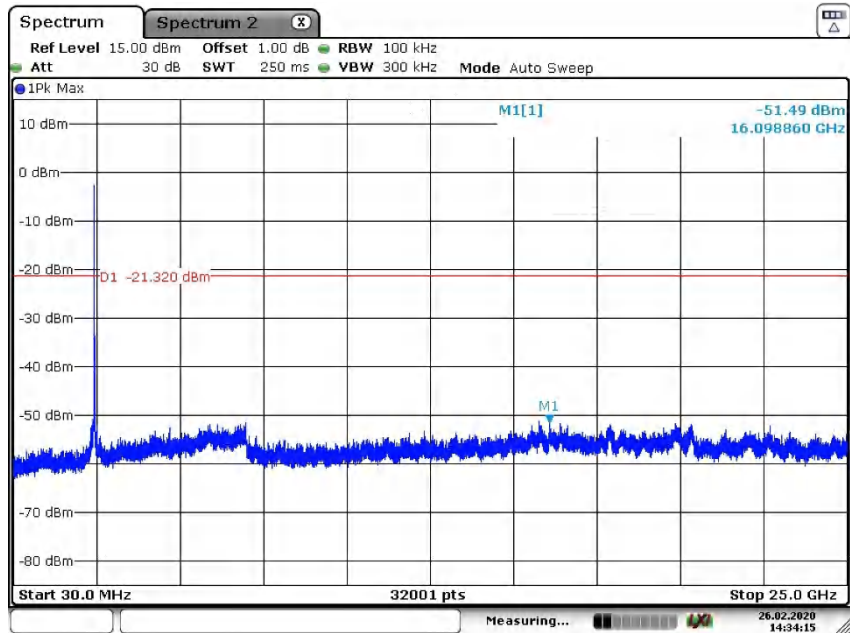


Date: 26.FEB.2020 14:33:17

Middle Channel

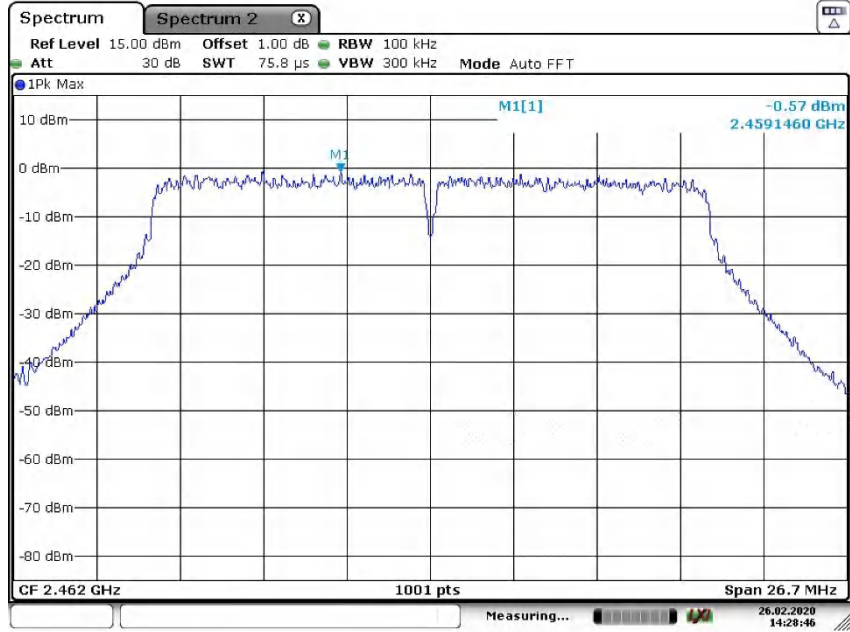


Date: 26.FEB.2020 14:27:46

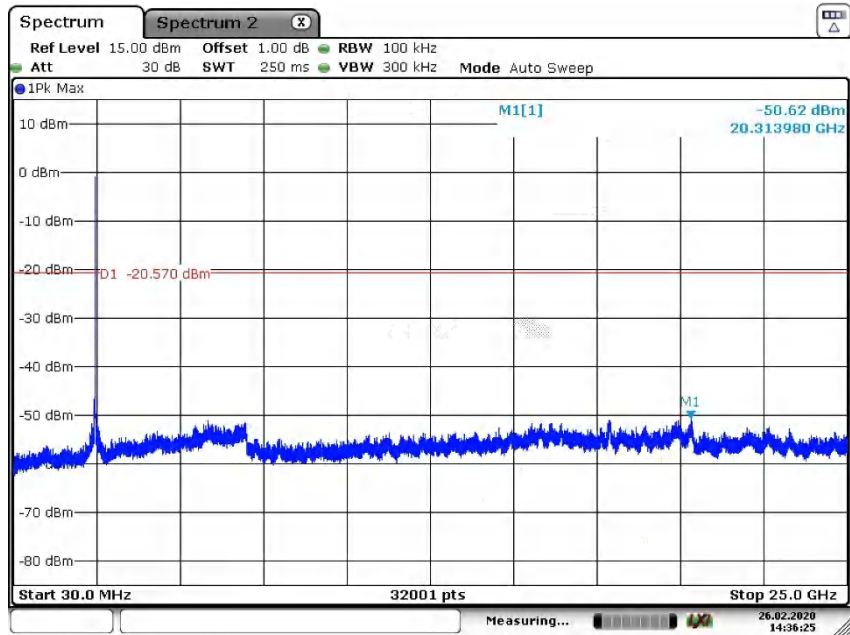


Date: 26.FEB.2020 14:34:16

High Channel

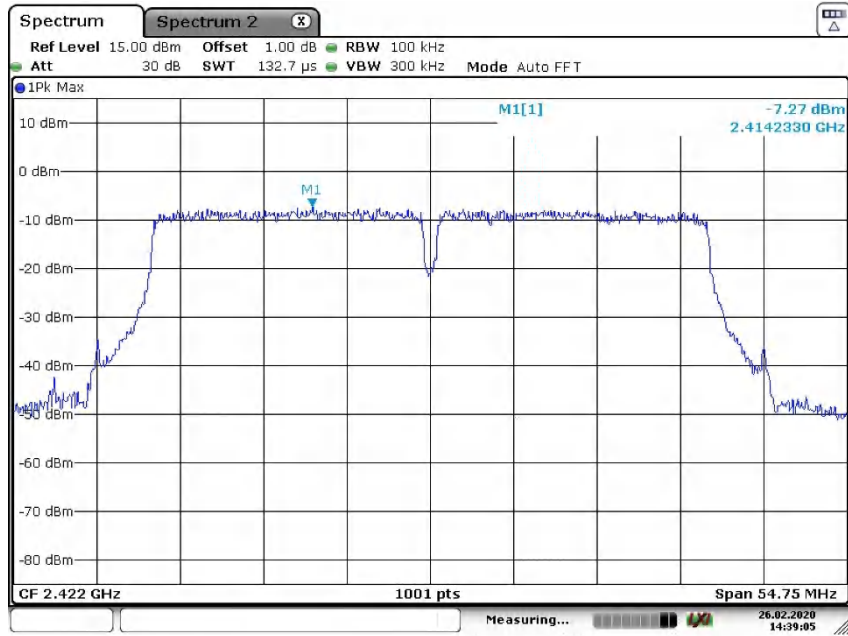


Date: 26.FEB.2020 14:28:47

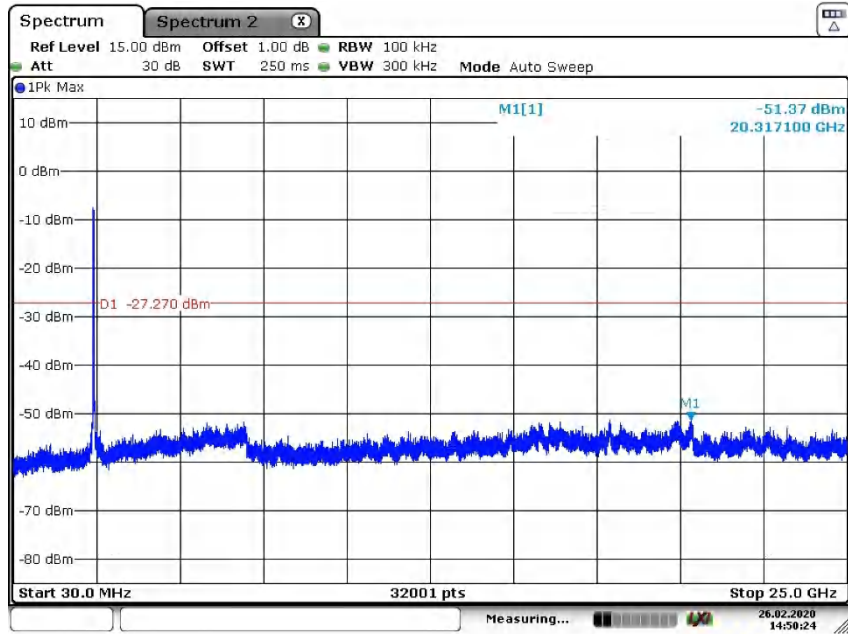


Date: 26.FEB.2020 14:36:26

Wi-Fi 802.11 n(HT40) mode, MCS0
Low Channel

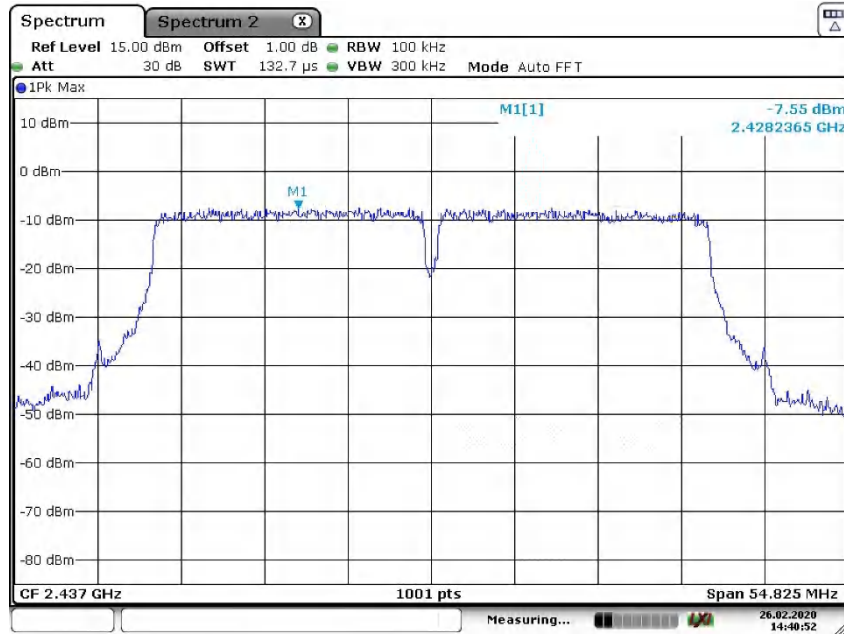


Date: 26.FEB.2020 14:39:05

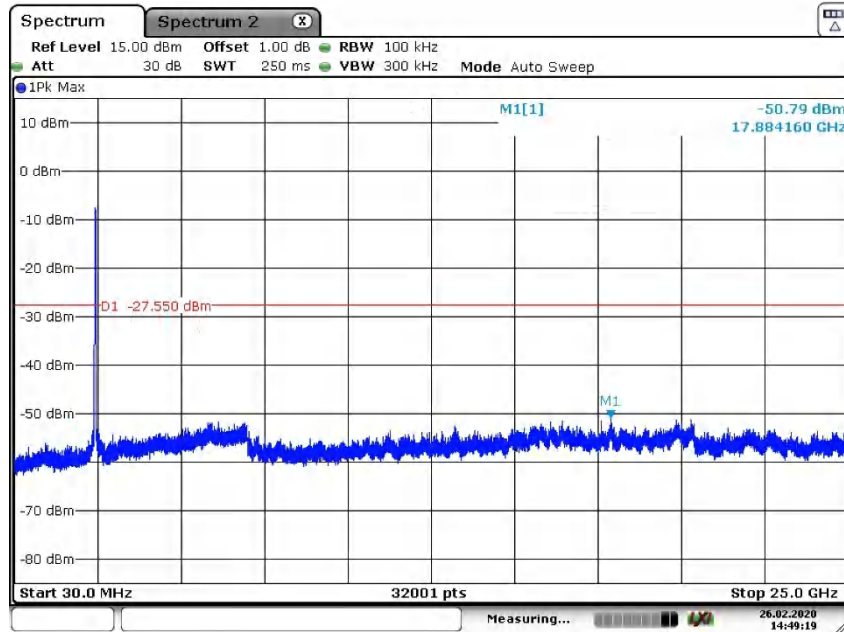


Date: 26.FEB.2020 14:50:24

Middle Channel

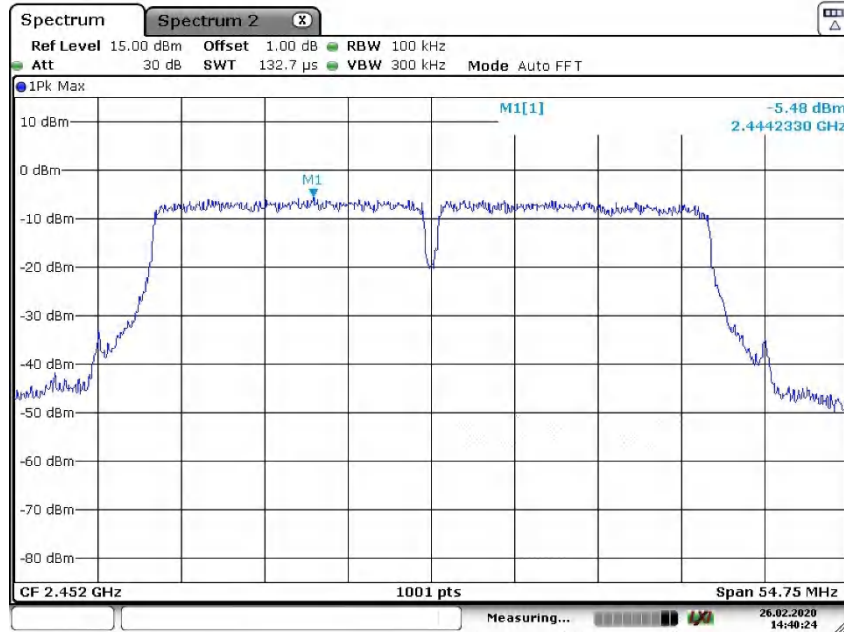


Date: 26.FEB.2020 14:40:52

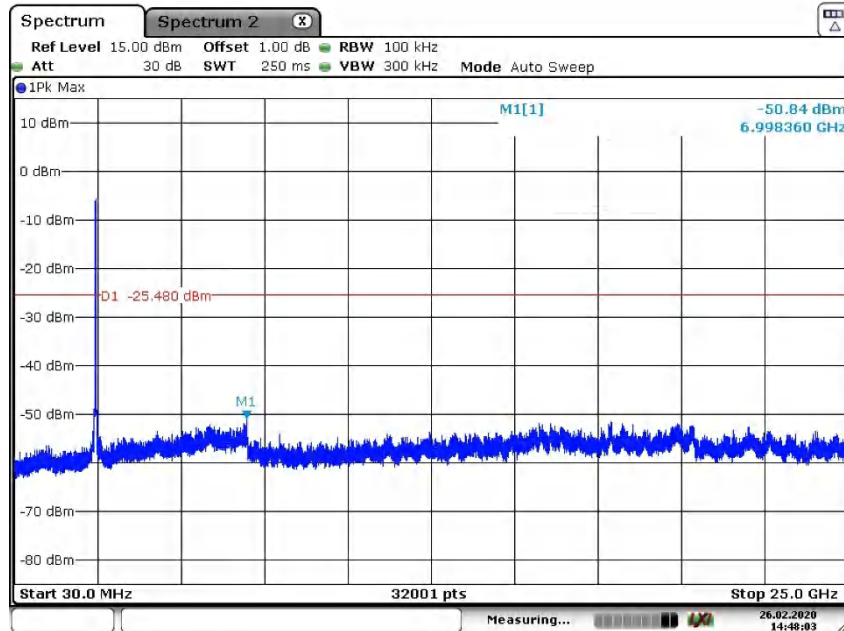


Date: 26.FEB.2020 14:49:18

High Channel



Date: 26.FEB.2020 14:40:23



Date: 26.FEB.2020 14:40:03

Wi-Fi 802.11 b mode, Band Edge
Low Channel



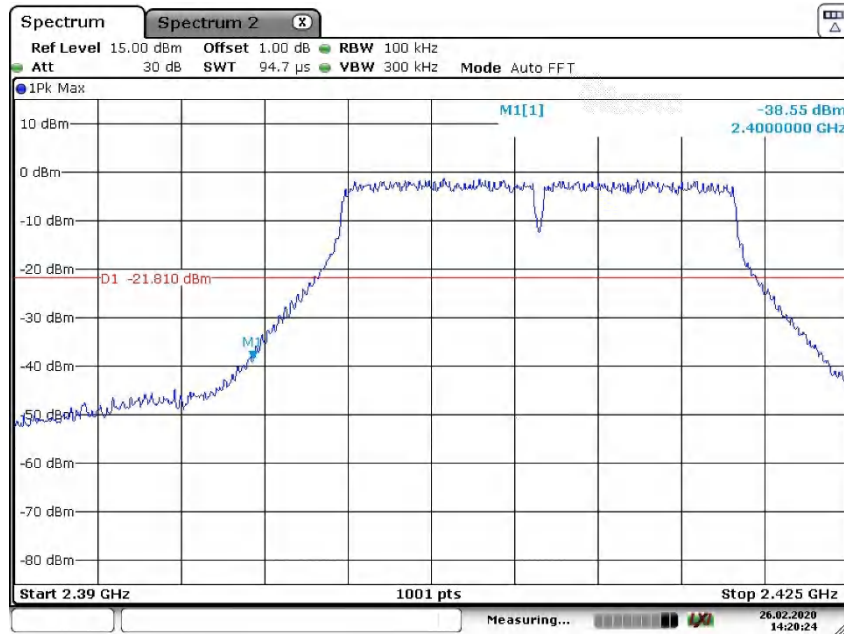
Date: 26.FEB.2020 14:06:02

High Channel



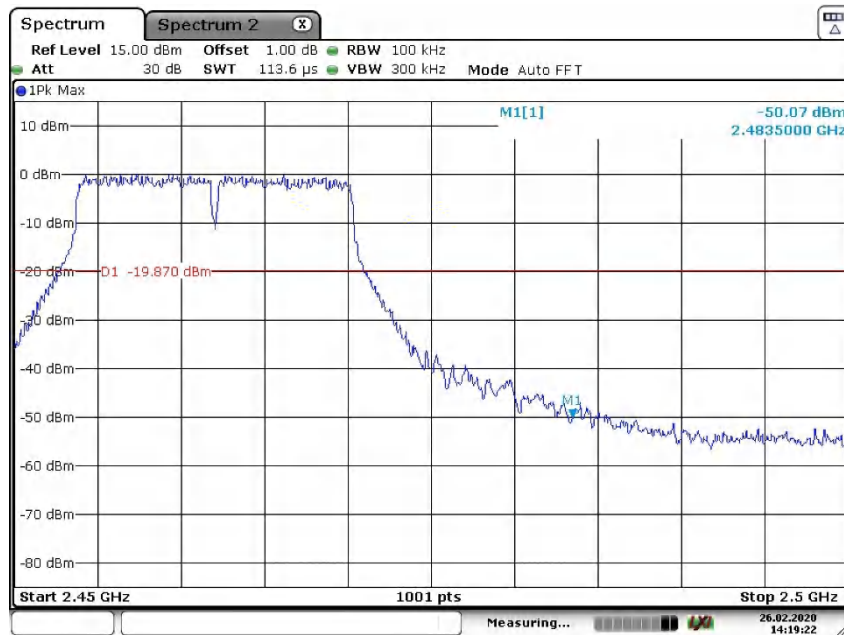
Date: 26.FEB.2020 14:07:10

Wi-Fi 802.11 g mode, Band Edge Low Channel



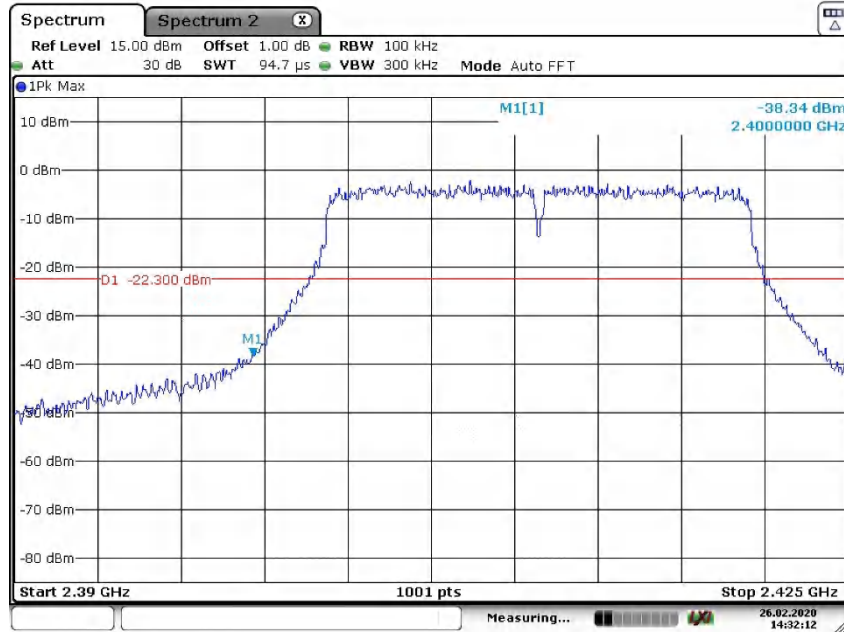
Date: 26.FEB.2020 14:20:24

High Channel



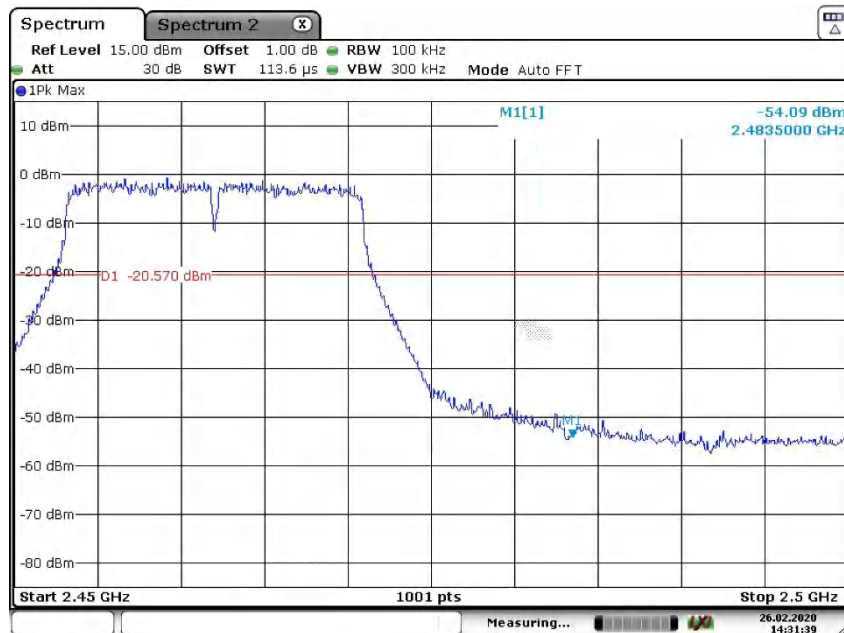
Date: 26.FEB.2020 14:19:22

Wi-Fi 802.11 n(HT20) mode, Band Edge
Low Channel



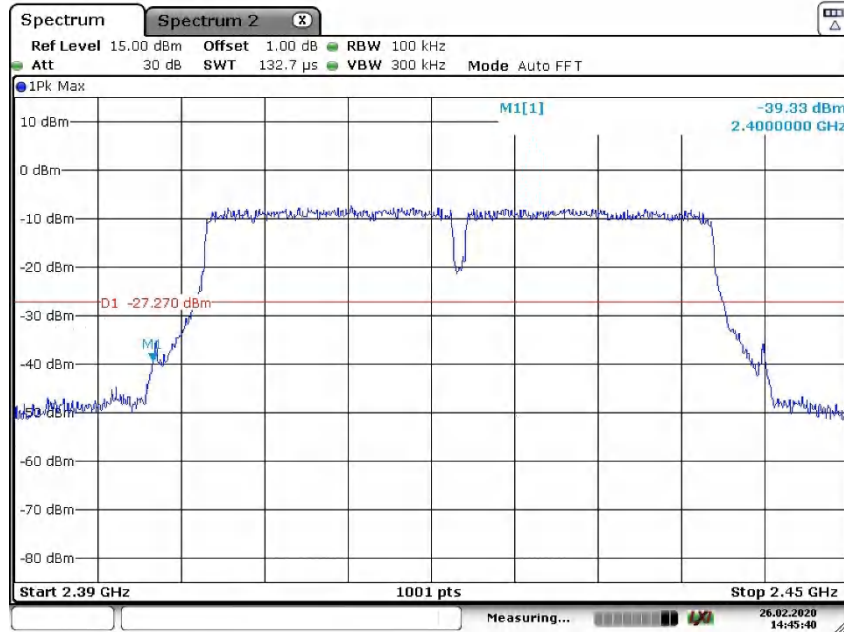
Date: 26.FEB.2020 14:32:12

High Channel



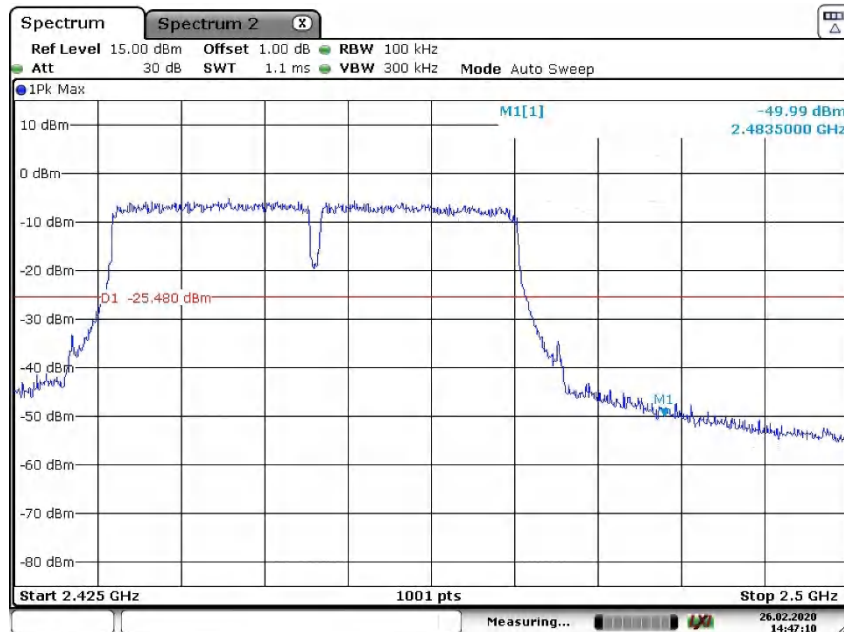
Date: 26.FEB.2020 14:31:39

Wi-Fi 802.11 n(HT40) mode, Band Edge
Low Channel



Date: 26.FEB.2020 14:45:40

High Channel



Date: 26.FEB.2020 14:47:10

Appendix C: Test Results of Radiated Testing

APPENDIX C: TEST RESULTS OF RADIATED TESTING	1
APPENDIX C.1: TEST RESULTS OF RADIATED SPURIOUS EMISSIONS	2
30MHz - 1GHz, Wi-Fi 802.11 b mode	2
Wi-Fi 802.11 b mode, 1 Mbps	6
Wi-Fi 802.11 g mode, 6 Mbps	12
Wi-Fi 802.11 n(HT20) mode, MCS0	18
Wi-Fi 802.11 n(HT40) mode, MCS0	24
APPENDIX C.2: TEST RESULTS OF RADIATED EMISSIONS IN RESTRICTED BANDS	30
Wi-Fi 802.11 b mode, 1 Mbps	30
Wi-Fi 802.11 g mode, 6 Mbps	34
Wi-Fi 802.11 n(HT20) mode, MCS0	38
Wi-Fi 802.11 n(HT40) mode, MCS0	42
APPENDIX C.3: TEST RESULTS OF CONDUCTED EMISSION ON AC MAINS	46
APPENDIX C.4: TEST RESULTS OF RADIATED EMISSION	48
30MHz - 1GHz	48
1GHz - 6GHz	50

Produkte
Products

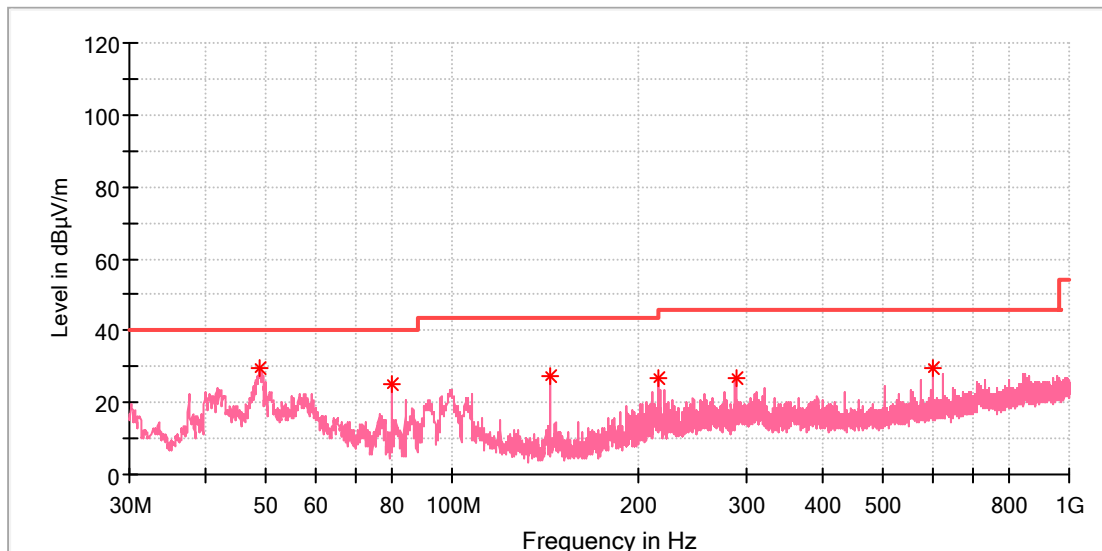
Note 1: Testing was carried out within frequency range 9 kHz to the tenth harmonics. The measurement results below 30MHz and above 18GHz were greater than 20dB below the limit, so only the radiated spurious emissions from 30MHz to 18GHz were reported.

Appendix C.1: Test Results of Radiated Spurious Emissions

30MHz - 1GHz, Wi-Fi 802.11 b mode
Low Channel

EUT Information

EUT Name:	Portable Charger Share
Model:	A2850
Test Mode:	Wifi2.4G TX Low Channel
Test Voltage::	AC 120V, 60Hz
Remark:	Temp 22 Humi:54%
Test Standard:	FCC 15.247
Tested By:	Kei Zhang
Reviewed By:	Terry Yin



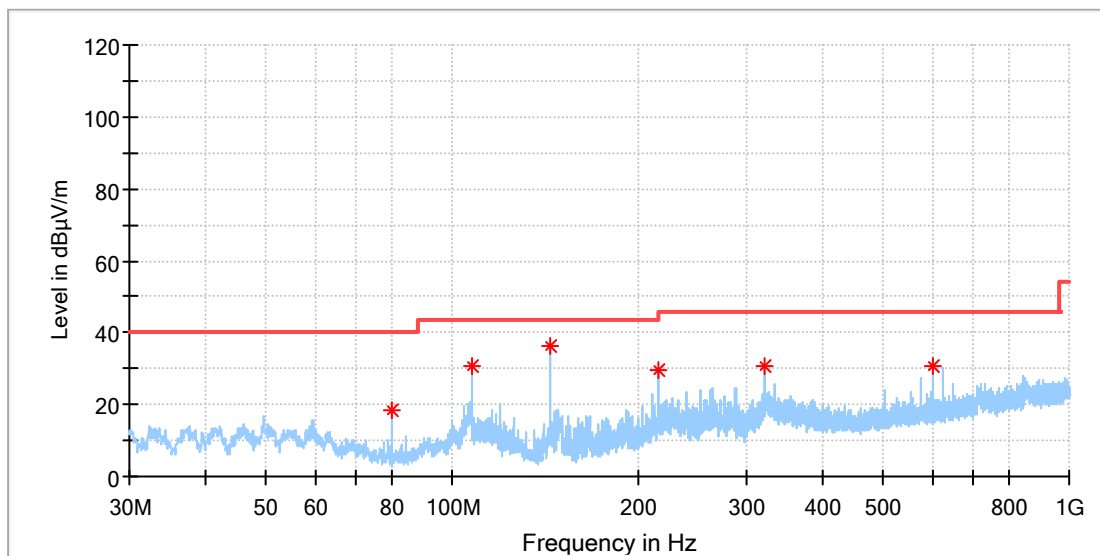
Critical Freqs

Frequency (MHz)	MaxPeak (dBµV/m)	Average (dBµV/m)	Limit (dBµV/m)	Margin (dB)	Height (cm)	Pol	Azimuth (deg)	Corr. (dB/m)
48.769500	29.32	---	40.00	10.68	100.0	V	106.0	-18.6
80.003500	25.13	---	40.00	14.87	100.0	V	73.0	-23.8
143.975000	27.09	---	43.50	16.41	100.0	V	204.0	-22.6
215.949000	26.98	---	43.50	16.52	100.0	V	0.0	-19.0
288.020000	26.91	---	46.00	19.09	100.0	V	253.0	-16.9
600.069000	29.56	---	46.00	16.44	100.0	V	48.0	-10.2

Produkte
Products

EUT Information

EUT Name: Portable Charger Share
 Model: A2850
 Test Mode: Wifi2.4G TX Low Channel
 Test Voltage: AC 120V, 60Hz
 Remark: Temp 22 Humi:54%
 Test Standard: FCC 15.247
 Tested By: Kei Zhang
 Reviewed By: Terry Yin

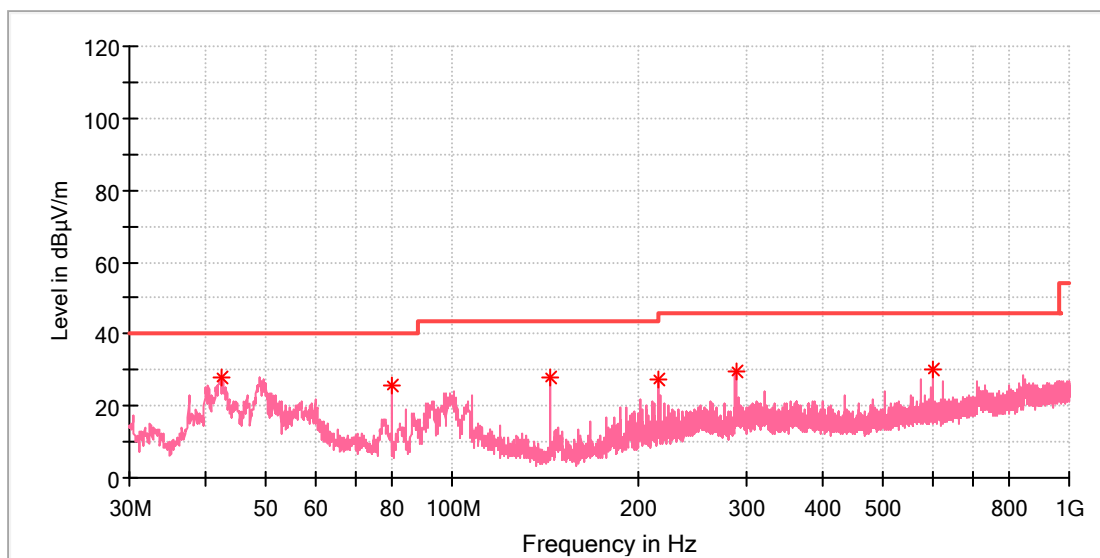


Critical Freqs

Frequency (MHz)	MaxPeak (dBµV/m)	Average (dBµV/m)	Limit (dBµV/m)	Margin (dB)	Height (cm)	Pol	Azimuth (deg)	Corr. (dB/m)
79.955000	18.34	---	40.00	21.66	100.0	H	58.0	-23.8
107.988000	30.68	---	43.50	12.82	100.0	H	238.0	-19.3
143.975000	36.04	---	43.50	7.46	100.0	H	58.0	-22.6
215.997500	29.80	---	43.50	13.70	100.0	H	74.0	-19.0
319.981500	30.55	---	46.00	15.45	100.0	H	222.0	-16.1
600.069000	30.76	---	46.00	15.24	100.0	H	357.0	-10.2

High Channel**EUT Information**

EUT Name:	Portable Charger Share
Model:	A2850
Test Mode:	Wifi2.4G TX High Channel
Test Voltage::	AC 120V, 60Hz
Remark:	Temp 22 Humi:54%
Test Standard:	FCC 15.247
Tested By:	Kei Zhang
Reviewed By:	Terry Yin

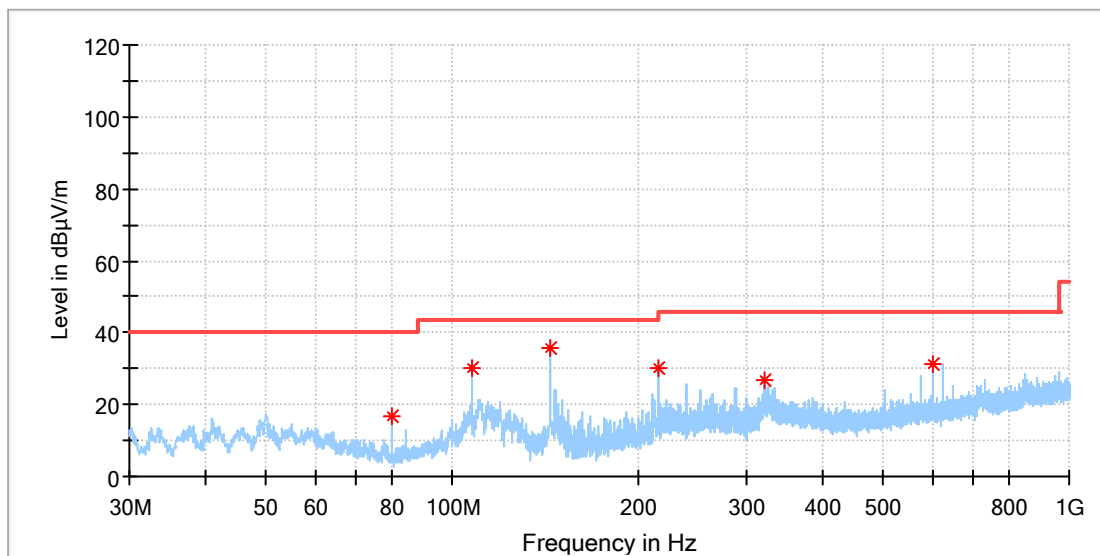
**Critical Freqs**

Frequency (MHz)	MaxPeak (dBµV/m)	Average (dBµV/m)	Limit (dBµV/m)	Margin (dB)	Height (cm)	Pol	Azimuth (deg)	Corr. (dB/m)
42.464500	27.81	---	40.00	12.19	100.0	V	143.0	-19.8
79.955000	25.52	---	40.00	14.48	100.0	V	118.0	-23.8
143.975000	27.82	---	43.50	15.68	100.0	V	192.0	-22.6
215.997500	27.37	---	43.50	16.13	100.0	V	0.0	-19.0
288.020000	29.80	---	46.00	16.20	100.0	V	126.0	-16.9
600.069000	30.00	---	46.00	16.00	100.0	V	118.0	-10.2

Produkte
Products

EUT Information

EUT Name: Portable Charger Share
 Model: A2850
 Test Mode: Wifi2.4G TX High
 Test Voltage:: AC 120V, 60Hz
 Remark: Temp 22 Humi:54%
 Test Standard: FCC 15.247
 Tested By: Kei Zhang
 Reviewed By: Terry Yin



Critical_Freqs

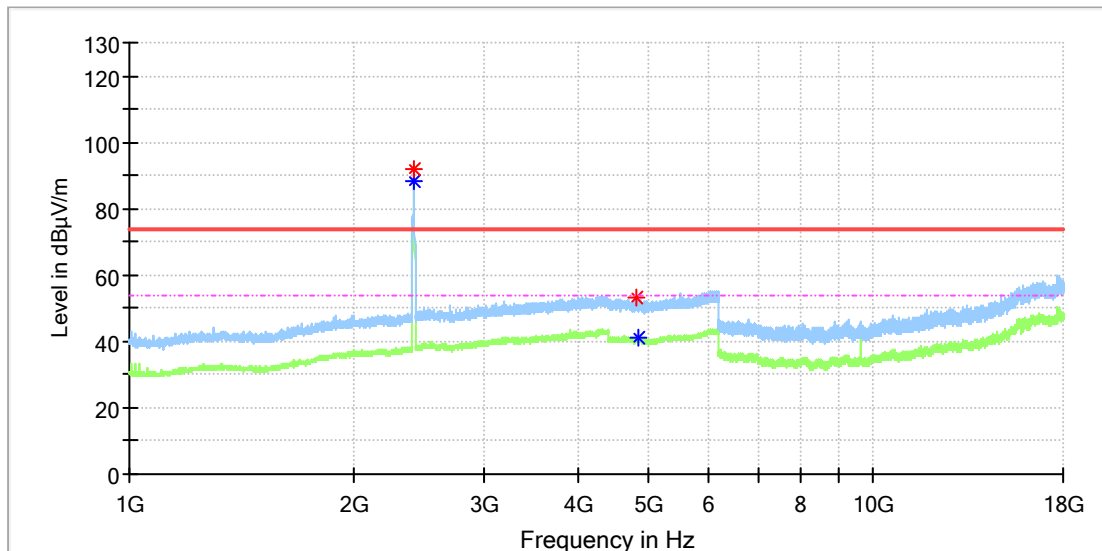
Frequency (MHz)	MaxPeak (dBµV/m)	Average (dBµV/m)	Limit (dBµV/m)	Margin (dB)	Height (cm)	Pol	Azimuth (deg)	Corr. (dB/m)
79.955000	16.73	---	40.00	23.27	100.0	H	63.0	-23.8
107.988000	30.02	---	43.50	13.48	100.0	H	243.0	-19.3
143.975000	35.52	---	43.50	7.98	100.0	H	54.0	-22.6
215.997500	30.03	---	43.50	13.47	100.0	H	63.0	-19.0
319.981500	27.06	---	46.00	18.94	100.0	H	177.0	-16.1
600.069000	31.15	---	46.00	14.85	100.0	H	0.0	-10.2

Produkte
Products

Wi-Fi 802.11 b mode, 1 Mbps
1GHz - 18GHz

EUT Information

EUT Name: Portable Charger Share
 Model: A2850
 Test Mode: Wifi2.4G 11b TX Low channel
 Test Voltage:: AC 120V, 60Hz
 Remark: Temp 22 Humi:54%
 Test Standard: FCC 15.247
 Tested By: Kei Zhang
 Reviewed By: Terry Yin



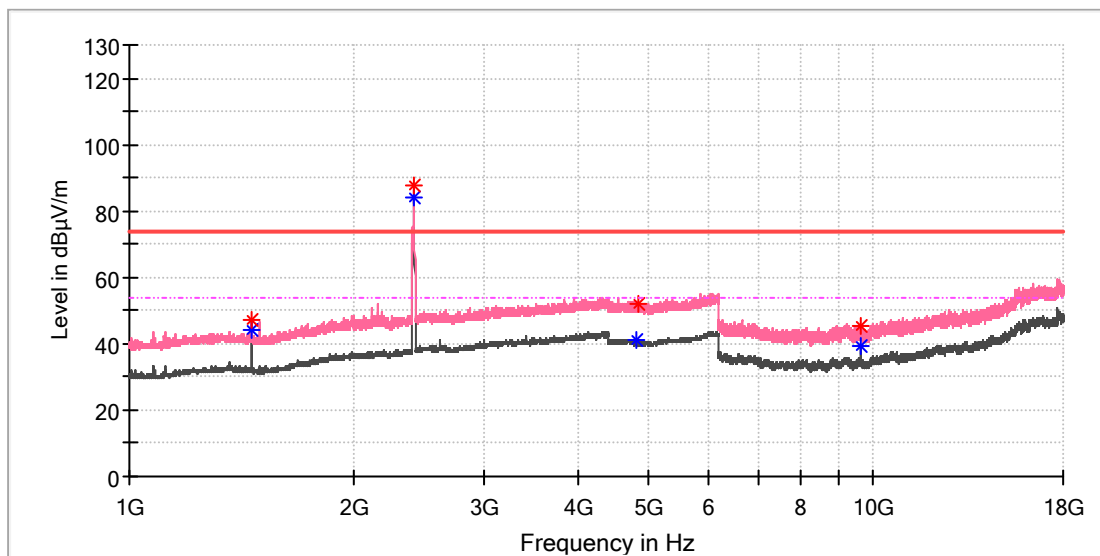
Critical Freqs

Frequency (MHz)	MaxPeak (dBµV/m)	Average (dBµV/m)	Limit (dBµV/m)	Margin (dB)	Height (cm)	Pol	Azimuth (deg)	Corr. (dB/m)
2411.000000	---	88.04	54.00	-34.04	100.0	H	277.0	7.1
2412.000000	91.68	---	74.00	-17.68	100.0	H	277.0	7.1
4800.000000	52.98	---	74.00	21.02	100.0	H	119.0	13.6
4821.000000	---	40.88	54.00	13.12	100.0	H	358.0	13.5

Produkte
Products

EUT Information

EUT Name: Portable Charger Share
 Model: A2850
 Test Mode: Wifi2.4G 11b TX Low channel
 Test Voltage:: AC 120V, 60Hz
 Remark: Temp 22 Humi:54%
 Test Standard: FCC 15.247
 Tested By: Kei Zhang
 Reviewed By: Terry Yin



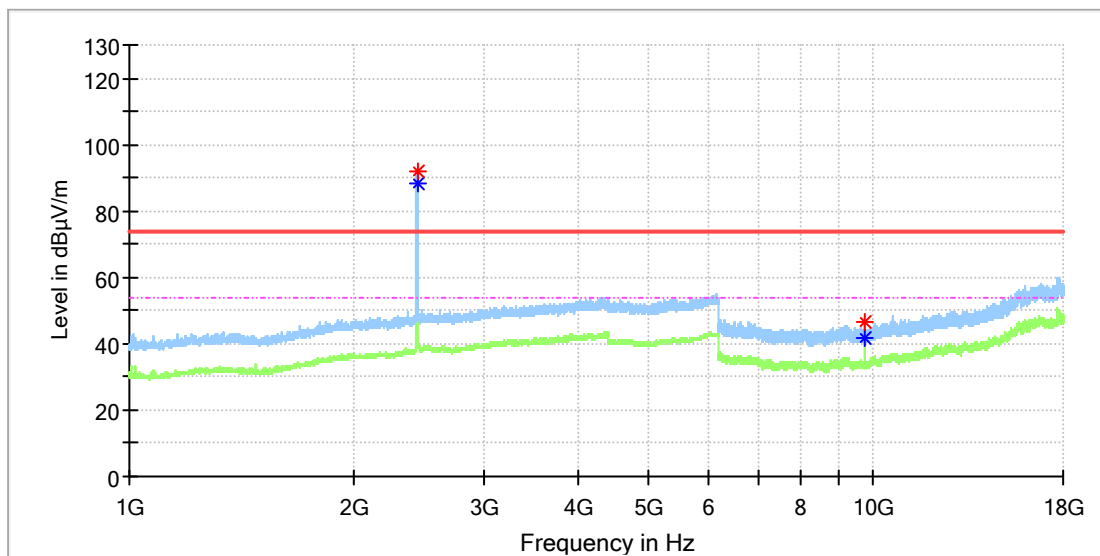
Critical_Freqs

Frequency (MHz)	MaxPeak (dBµV/m)	Average (dBµV/m)	Limit (dBµV/m)	Margin (dB)	Height (cm)	Pol	Azimuth (deg)	Corr. (dB/m)
1462.000000	---	43.92	54.00	10.08	100.0	V	243.0	1.4
1462.000000	47.32	---	74.00	26.68	100.0	V	243.0	1.4
2411.000000	---	84.24	54.00	-30.24	100.0	V	302.0	7.1
2412.000000	87.80	---	74.00	-13.80	100.0	V	302.0	7.1
4816.500000	---	40.92	54.00	13.08	100.0	V	151.0	13.5
4825.000000	52.06	---	74.00	21.94	100.0	V	50.0	13.5
9647.566667	45.23	---	74.00	28.77	100.0	V	262.0	10.4
9648.058333	---	39.13	54.00	14.87	100.0	V	301.0	10.4

Produkte
Products

EUT Information

EUT Name: Portable Charger Share
 Model: A2850
 Test Mode: Wifi2.4G 11b TX Mid channel
 Test Voltage:: AC 120V, 60Hz
 Remark: Temp 22 Humi:54%
 Test Standard: FCC 15.247
 Tested By: Kei Zhang
 Reviewed By: Terry Yin



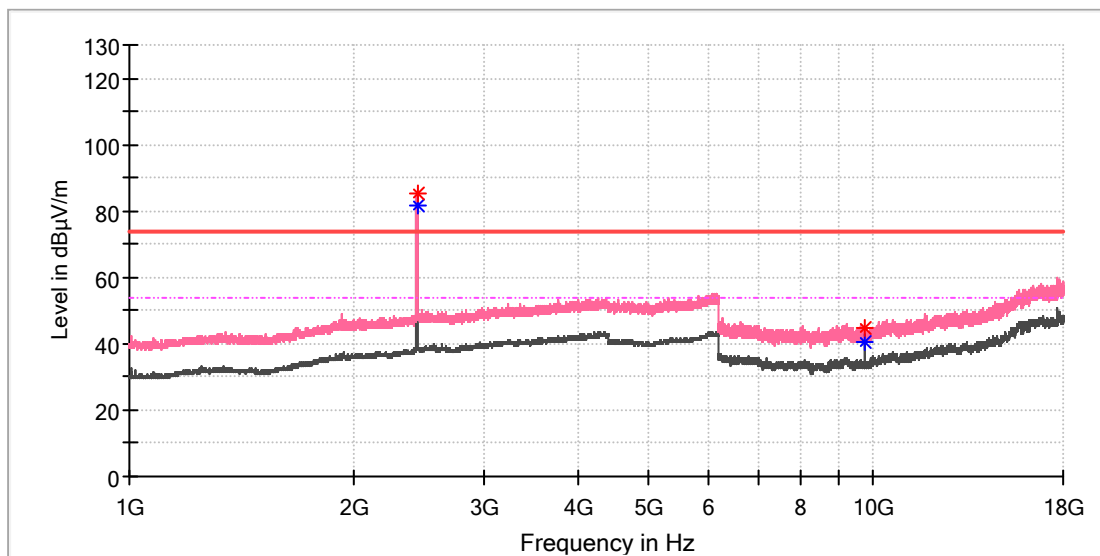
Critical_Freqs

Frequency (MHz)	MaxPeak (dBµV/m)	Average (dBµV/m)	Limit (dBµV/m)	Margin (dB)	Height (cm)	Pol	Azimuth (deg)	Corr. (dB/m)
2436.000000	---	88.45	54.00	-34.45	100.0	H	272.0	7.3
2437.000000	91.91	---	74.00	-17.91	100.0	H	272.0	7.4
9747.866667	---	42.02	54.00	11.98	100.0	H	287.0	10.4
9747.866667	46.80	---	74.00	27.20	100.0	H	287.0	10.4

Produkte
Products

EUT Information

EUT Name: Portable Charger Share
 Model: A2850
 Test Mode: Wifi2.4G 11b TX Mid channel
 Test Voltage:: AC 120V, 60Hz
 Remark: Temp 22 Humi:54%
 Test Standard: FCC 15.247
 Tested By: Kei Zhang
 Reviewed By: Terry Yin



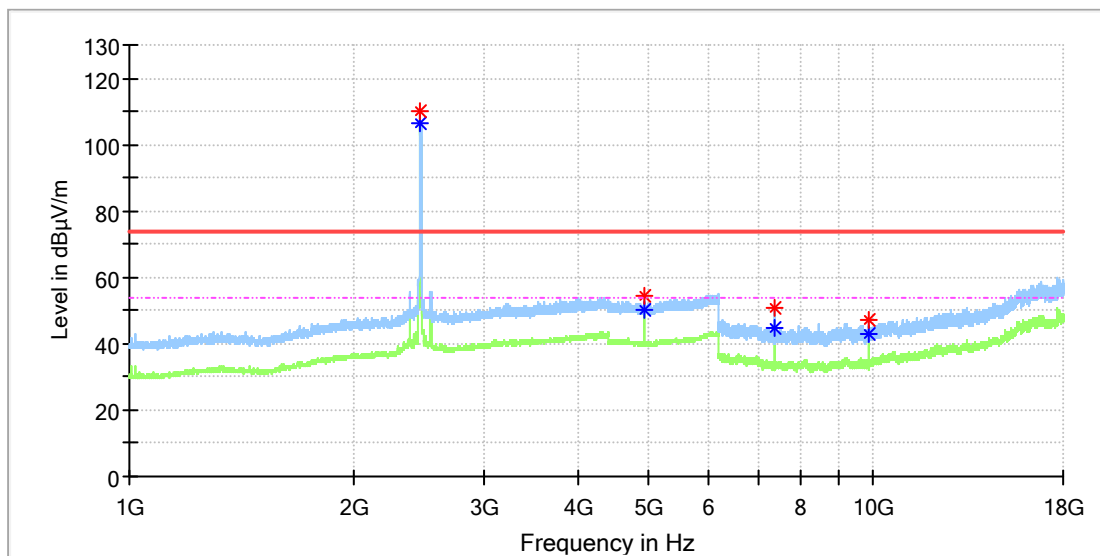
Critical_Freqs

Frequency (MHz)	MaxPeak (dBµV/m)	Average (dBµV/m)	Limit (dBµV/m)	Margin (dB)	Height (cm)	Pol	Azimuth (deg)	Corr. (dB/m)
2436.000000	---	81.55	54.00	-27.55	100.0	V	329.0	7.3
2437.000000	85.34	---	74.00	-11.34	100.0	V	312.0	7.4
9747.375000	44.88	---	74.00	29.12	100.0	V	234.0	10.4
9747.866667	---	40.65	54.00	13.35	100.0	V	254.0	10.4

Produkte
Products

EUT Information

EUT Name: Portable Charger Share
 Model: A2850
 Test Mode: Wifi2.4G 11b TX High channel
 Test Voltage:: AC 120V, 60Hz
 Remark: Temp 22 Humi:54%
 Test Standard: FCC 15.247
 Tested By: Kei Zhang
 Reviewed By: Terry Yin



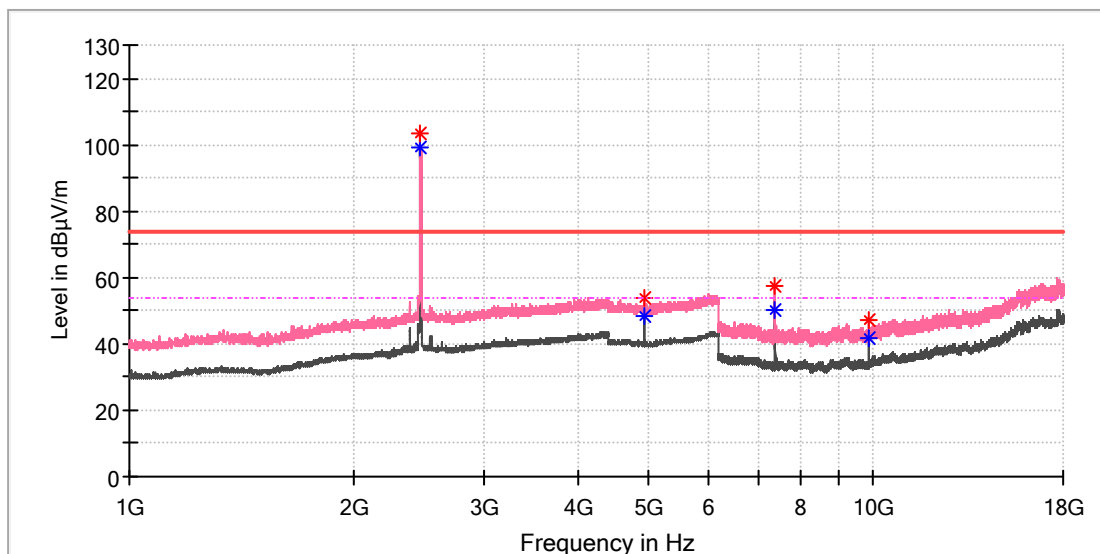
Critical_Freqs

Frequency (MHz)	MaxPeak (dBµV/m)	Average (dBµV/m)	Limit (dBµV/m)	Margin (dB)	Height (cm)	Pol	Azimuth (deg)	Corr. (dB/m)
2462.000000	110.19	---	74.00	-36.19	100.0	H	277.0	7.4
2463.000000	---	106.38	54.00	-52.38	100.0	H	277.0	7.4
4924.000000	---	49.98	54.00	4.02	100.0	H	240.0	13.3
4924.000000	54.12	---	74.00	19.88	100.0	H	240.0	13.3
7385.900000	50.53	---	74.00	23.47	100.0	H	234.0	8.2
7386.391667	---	44.77	54.00	9.23	100.0	H	234.0	8.2
9847.675000	---	42.85	54.00	11.15	100.0	H	274.0	10.6
9848.166667	47.16	---	74.00	26.84	100.0	H	274.0	10.6

Produkte
Products

EUT Information

EUT Name:	Portable Charger Share
Model:	A2850
Test Mode:	Wifi2.4G 11b TX High channel
Test Voltage::	AC 120V, 60Hz
Remark:	Temp 22 Humi:54%
Test Standard:	FCC 15.247
Tested By:	Kei Zhang
Reviewed By:	Terry Yin



Critical_Freqs

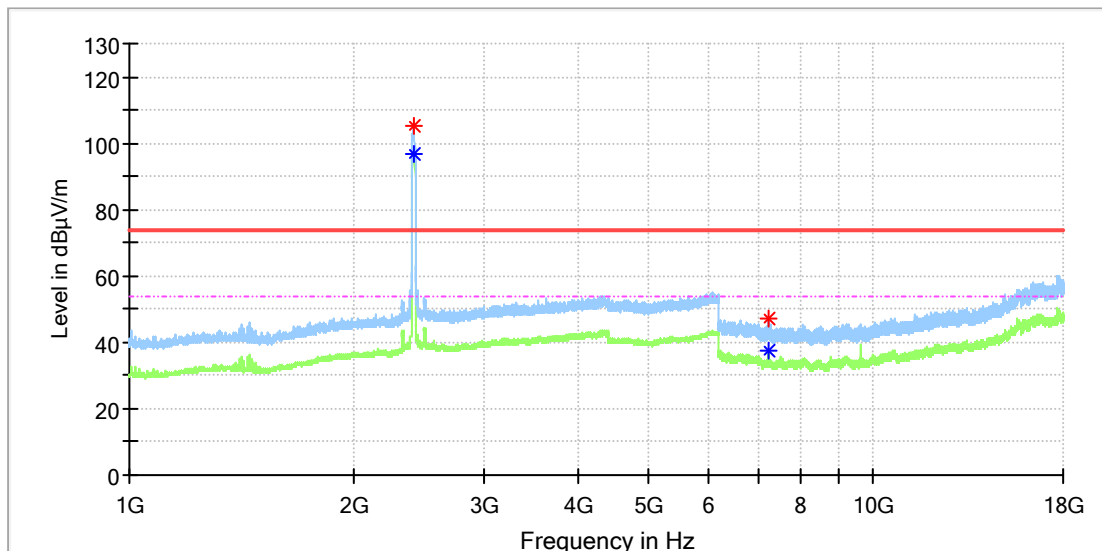
Frequency (MHz)	MaxPeak (dBµV/m)	Average (dBµV/m)	Limit (dBµV/m)	Margin (dB)	Height (cm)	Pol	Azimuth (deg)	Corr. (dB/m)
2462.000000	103.15	---	74.00	-29.15	100.0	V	310.0	7.4
2463.000000	---	99.43	54.00	-45.43	100.0	V	310.0	7.4
4924.000000	---	48.57	54.00	5.43	100.0	V	247.0	13.3
4924.000000	54.03	---	74.00	19.97	100.0	V	247.0	13.3
7384.425000	57.59	---	74.00	16.41	100.0	V	255.0	8.2
7388.850000	---	50.13	54.00	3.87	100.0	V	255.0	8.2
9847.675000	47.05	---	74.00	26.95	100.0	V	255.0	10.6
9848.166667	---	41.79	54.00	12.21	100.0	V	255.0	10.6

Produkte
Products

Wi-Fi 802.11 g mode, 6 Mbps
1GHz - 18GHz

EUT Information

EUT Name: Portable Charger Share
 Model: A2850
 Test Mode: Wifi2.4G 11g TX Low channel
 Test Voltage:: AC 120V, 60Hz
 Remark: Temp 22 Humi:54%
 Test Standard: FCC 15.247
 Tested By: Kei Zhang
 Reviewed By: Terry Yin



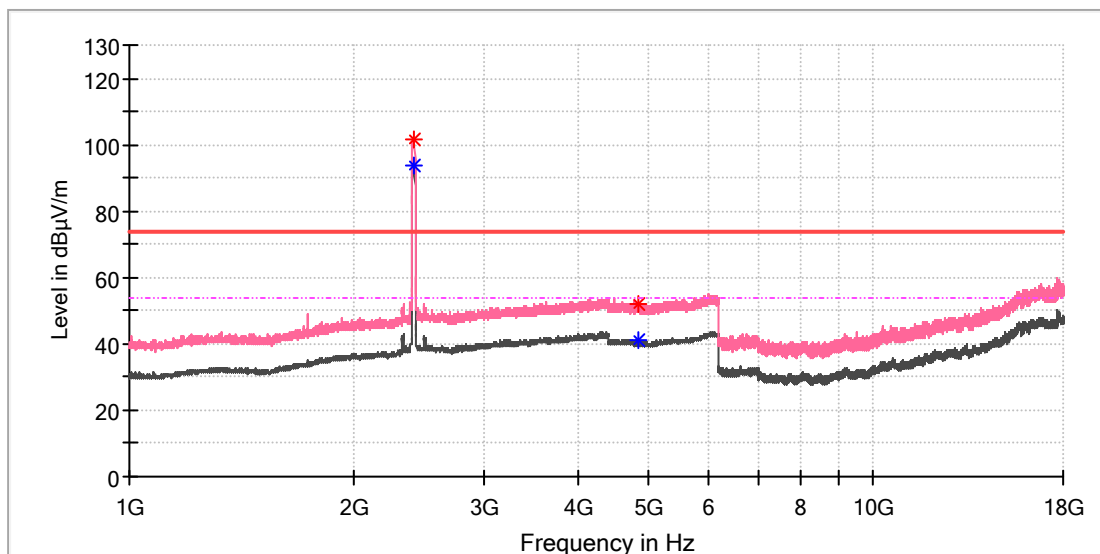
Critical Freqs

Frequency (MHz)	MaxPeak (dBµV/m)	Average (dBµV/m)	Limit (dBµV/m)	Margin (dB)	Height (cm)	Pol	Azimuth (deg)	Corr. (dB/m)
2416.500000	---	96.54	54.00	-42.54	100.0	H	275.0	7.2
2417.000000	105.04	---	74.00	-31.04	100.0	H	275.0	7.2
7227.091667	47.01	---	74.00	26.99	100.0	H	209.0	8.7
7243.316667	---	37.58	54.00	16.42	100.0	H	209.0	8.6

Produkte
Products

EUT Information

EUT Name:	Portable Charger Share
Model:	A2850
Test Mode:	Wifi2.4G 11g TX Low channel
Test Voltage::	AC 120V, 60Hz
Remark:	Temp 22 Humi:54%
Test Standard:	FCC 15.247
Tested By:	Kei Zhang
Reviewed By:	Terry Yin



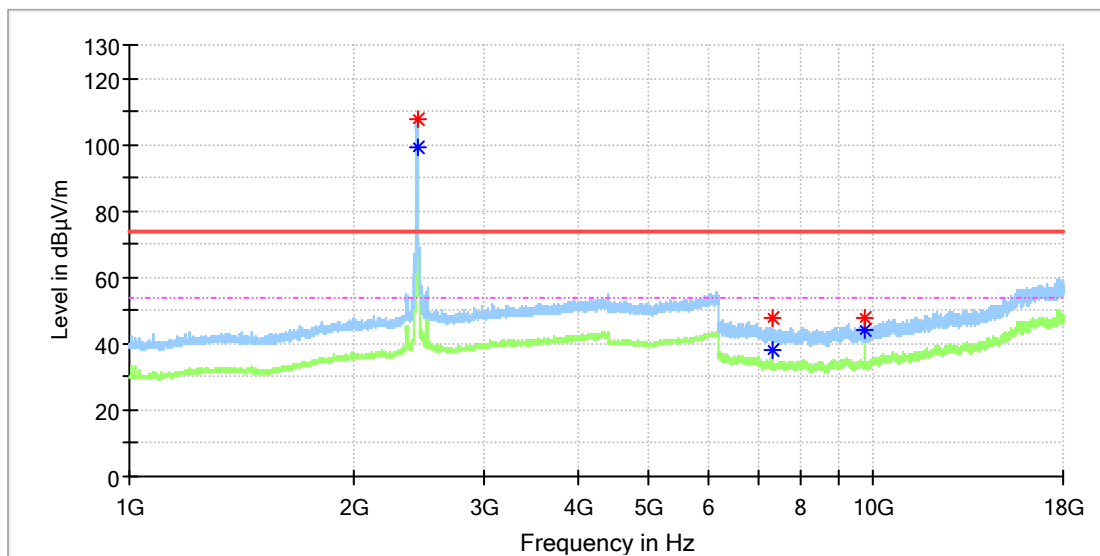
Critical_Freqs

Frequency (MHz)	MaxPeak (dBµV/m)	Average (dBµV/m)	Limit (dBµV/m)	Margin (dB)	Height (cm)	Pol	Azimuth (deg)	Corr. (dB/m)
2410.500000	101.80	---	74.00	-27.80	100.0	V	304.0	7.1
2416.500000	---	93.50	54.00	-39.50	100.0	V	295.0	7.2
4819.500000	---	41.18	54.00	12.82	100.0	V	225.0	13.5
4822.000000	51.82	---	74.00	22.18	100.0	V	225.0	13.5

Produkte
Products

EUT Information

EUT Name: Portable Charger Share
 Model: A2850
 Test Mode: Wifi2.4G 11g TX Mid channel
 Test Voltage:: AC 120V, 60Hz
 Remark: Temp 22 Humi:54%
 Test Standard: FCC 15.247
 Tested By: Kei Zhang
 Reviewed By: Terry Yin



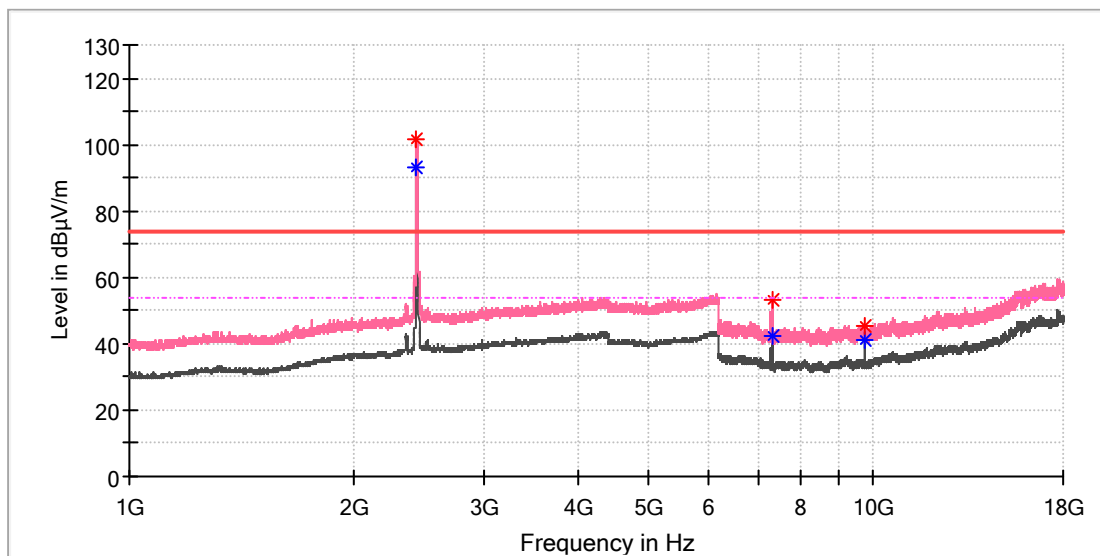
Critical_Freqs

Frequency (MHz)	MaxPeak (dBµV/m)	Average (dBµV/m)	Limit (dBµV/m)	Margin (dB)	Height (cm)	Pol	Azimuth (deg)	Corr. (dB/m)
2442.000000	---	99.14	54.00	-45.14	100.0	H	276.0	7.4
2443.500000	107.55	---	74.00	-33.55	100.0	H	276.0	7.4
7302.316667	47.54	---	74.00	26.46	100.0	H	0.0	8.3
7314.116667	---	38.09	54.00	15.91	100.0	H	226.0	8.2
9747.866667	---	44.38	54.00	9.62	100.0	H	288.0	10.4
9747.866667	48.06	---	74.00	25.94	100.0	H	288.0	10.4

Produkte
Products

EUT Information

EUT Name: Portable Charger Share
 Model: A2850
 Test Mode: Wifi2.4G 11g TX Mid channel
 Test Voltage: AC 120V, 60Hz
 Remark: Temp 22 Humi:54%
 Test Standard: FCC 15.247
 Tested By: Kei Zhang
 Reviewed By: Terry Yin



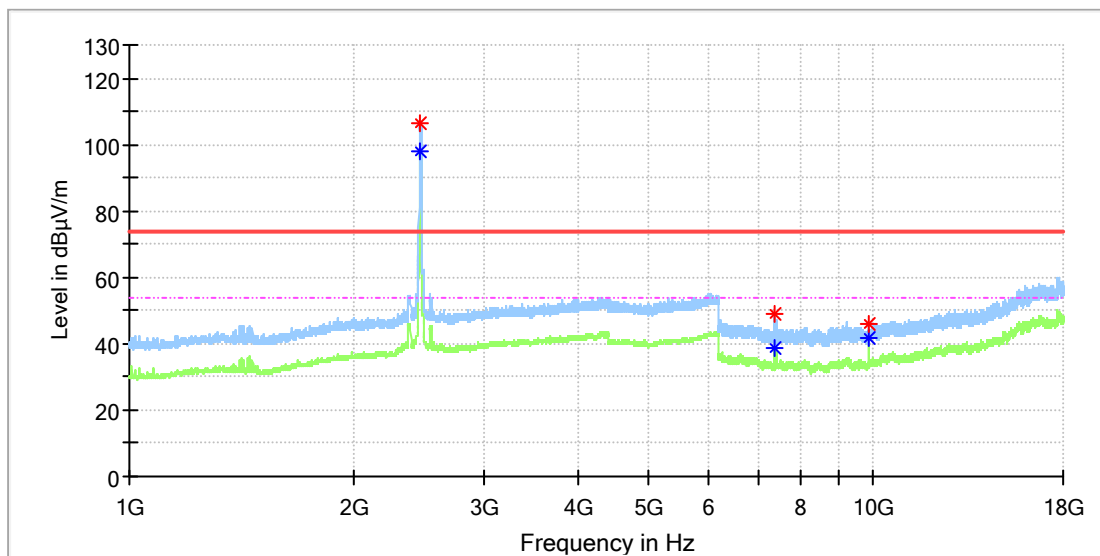
Critical Freqs

Frequency (MHz)	MaxPeak (dBµV/m)	Average (dBµV/m)	Limit (dBµV/m)	Margin (dB)	Height (cm)	Pol	Azimuth (deg)	Corr. (dB/m)
2430.500000	101.69	---	74.00	-27.69	100.0	V	309.0	7.3
2431.000000	---	92.82	54.00	-38.82	100.0	V	309.0	7.3
7306.250000	---	42.62	54.00	11.38	100.0	V	266.0	8.3
7310.675000	53.11	---	74.00	20.89	100.0	V	266.0	8.2
9747.866667	---	40.93	54.00	13.07	100.0	V	307.0	10.4
9747.866667	45.24	---	74.00	28.76	100.0	V	307.0	10.4

Produkte
Products

EUT Information

EUT Name: Portable Charger Share
 Model: A2850
 Test Mode: Wifi2.4G 11g TX High channel
 Test Voltage:: AC 120V, 60Hz
 Remark: Temp 22 Humi:54%
 Test Standard: FCC 15.247
 Tested By: Kei Zhang
 Reviewed By: Terry Yin



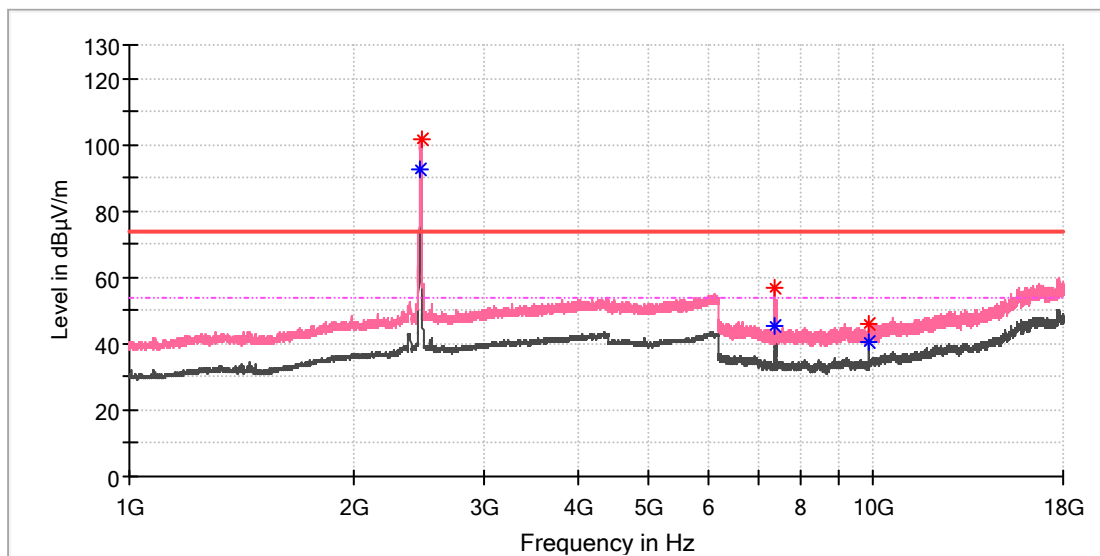
Critical_Freqs

Frequency (MHz)	MaxPeak (dBµV/m)	Average (dBµV/m)	Limit (dBµV/m)	Margin (dB)	Height (cm)	Pol	Azimuth (deg)	Corr. (dB/m)
2463.000000	---	97.87	54.00	-43.87	100.0	H	235.0	7.4
2463.500000	106.32	---	74.00	-32.32	100.0	H	235.0	7.4
7376.558333	49.25	---	74.00	24.75	100.0	H	223.0	8.2
7384.916667	---	38.63	54.00	15.37	100.0	H	223.0	8.2
9847.675000	---	41.49	54.00	12.51	100.0	H	339.0	10.6
9847.675000	46.16	---	74.00	27.84	100.0	H	339.0	10.6

Produkte
Products

EUT Information

EUT Name: Portable Charger Share
 Model: A2850
 Test Mode: Wifi2.4G 11g TX High channel
 Test Voltage:: AC 120V, 60Hz
 Remark: Temp 22 Humi:54%
 Test Standard: FCC 15.247
 Tested By: Kei Zhang
 Reviewed By: Terry Yin



Critical Freqs

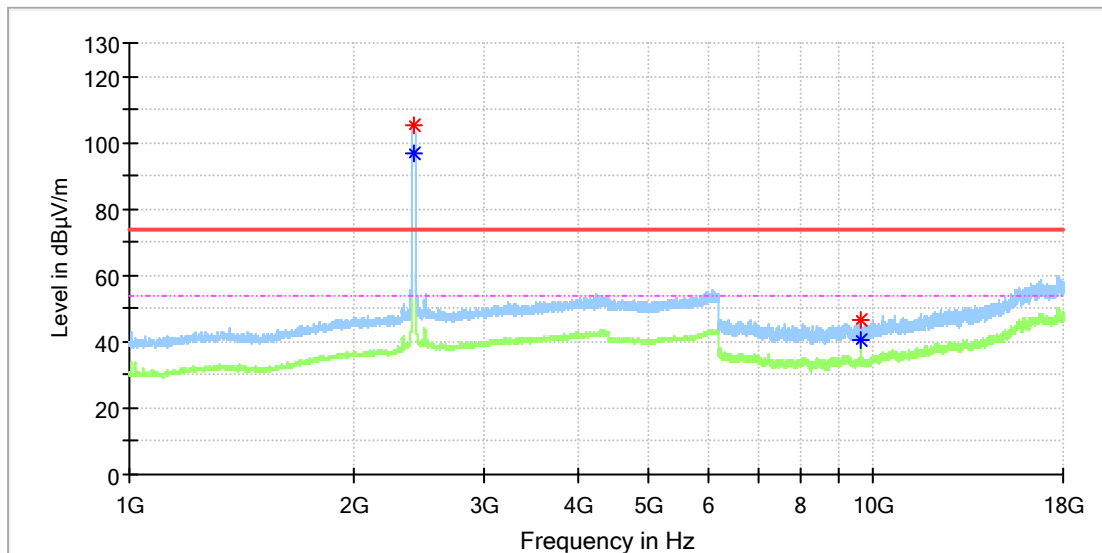
Frequency (MHz)	MaxPeak (dBµV/m)	Average (dBµV/m)	Limit (dBµV/m)	Margin (dB)	Height (cm)	Pol	Azimuth (deg)	Corr. (dB/m)
2463.500000	---	92.76	54.00	-38.76	100.0	V	329.0	7.4
2468.500000	101.29	---	74.00	-27.29	100.0	V	278.0	7.4
7382.950000	56.81	---	74.00	17.19	100.0	V	252.0	8.2
7385.900000	---	45.43	54.00	8.57	100.0	V	252.0	8.2
9847.675000	---	40.36	54.00	13.64	100.0	V	313.0	10.6
9848.166667	45.83	---	74.00	28.17	100.0	V	233.0	10.6

Produkte
Products

Wi-Fi 802.11 n(HT20) mode, MCS0
1GHz - 18GHz

EUT Information

EUT Name:	Portable Charger Share
Model:	A2850
Test Mode:	Wifi2.4G 11n20 TX Low channel
Test Voltage::	AC 120V, 60Hz
Remark:	Temp 22 Humi:54%
Test Standard:	FCC 15.247
Tested By:	Kei Zhang
Reviewed By:	Terry Yin



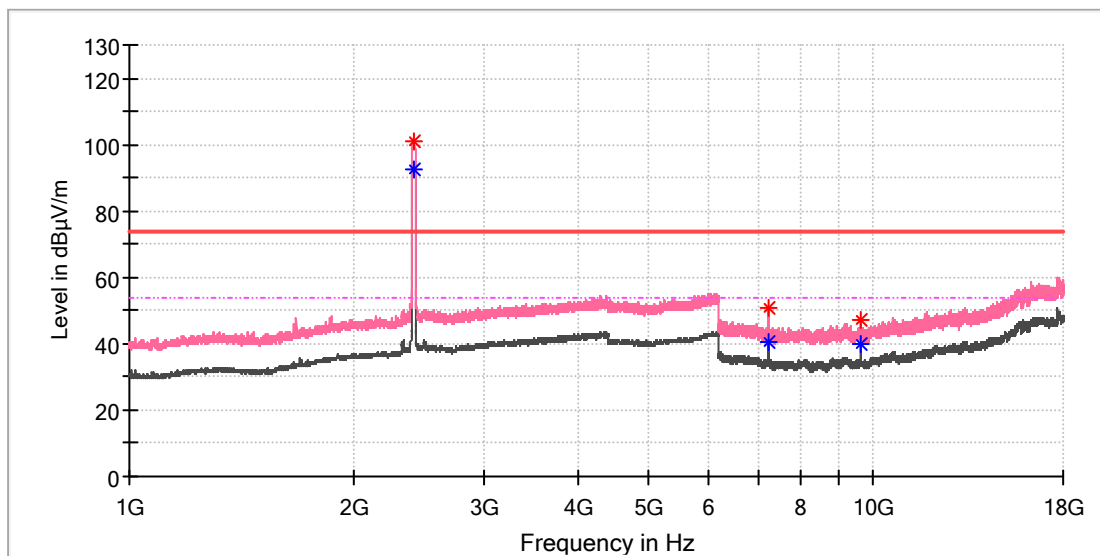
Critical Freqs

Frequency (MHz)	MaxPeak (dBµV/m)	Average (dBµV/m)	Limit (dBµV/m)	Margin (dB)	Height (cm)	Pol	Azimuth (deg)	Corr. (dB/m)
2408.000000	105.25	---	74.00	-31.25	100.0	H	269.0	7.1
2410.500000	---	96.70	54.00	-42.70	100.0	H	277.0	7.1
9647.566667	---	40.70	54.00	13.30	100.0	H	316.0	10.4
9647.566667	46.37	---	74.00	27.63	100.0	H	316.0	10.4

Produkte
Products

EUT Information

EUT Name: Portable Charger Share
 Model: A2850
 Test Mode: Wifi2.4G 11n20 TX Low channel
 Test Voltage:: AC 120V, 60Hz
 Remark: Temp 22 Humi:54%
 Test Standard: FCC 15.247
 Tested By: Kei Zhang
 Reviewed By: Terry Yin



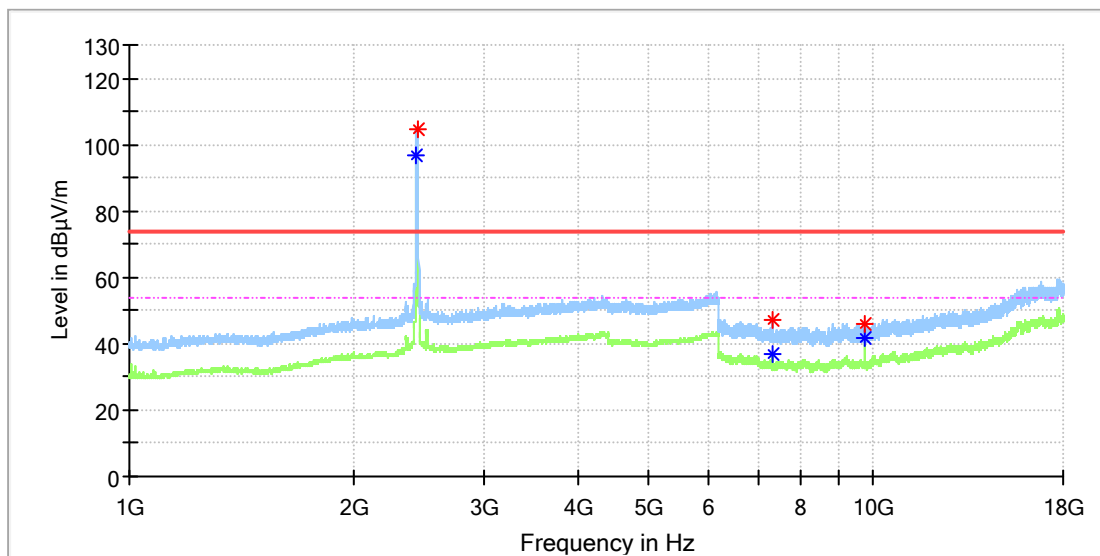
Critical Freqs

Frequency (MHz)	MaxPeak (dBµV/m)	Average (dBµV/m)	Limit (dBµV/m)	Margin (dB)	Height (cm)	Pol	Azimuth (deg)	Corr. (dB/m)
2416.000000	---	92.59	54.00	-38.59	100.0	V	317.0	7.1
2418.500000	100.78	---	74.00	-26.78	100.0	V	301.0	7.2
7236.433333	---	40.55	54.00	13.45	100.0	V	259.0	8.6
7236.433333	50.60	---	74.00	23.40	100.0	V	259.0	8.6
9647.566667	47.03	---	74.00	26.97	100.0	V	240.0	10.4
9648.058333	---	40.10	54.00	13.90	100.0	V	240.0	10.4

Produkte
Products

EUT Information

EUT Name: Portable Charger Share
 Model: A2850
 Test Mode: Wifi2.4G 11n20 TX Mid channel
 Test Voltage: AC 120V, 60Hz
 Remark: Temp 22 Humi:54%
 Test Standard: FCC 15.247
 Tested By: Kei Zhang
 Reviewed By: Terry Yin



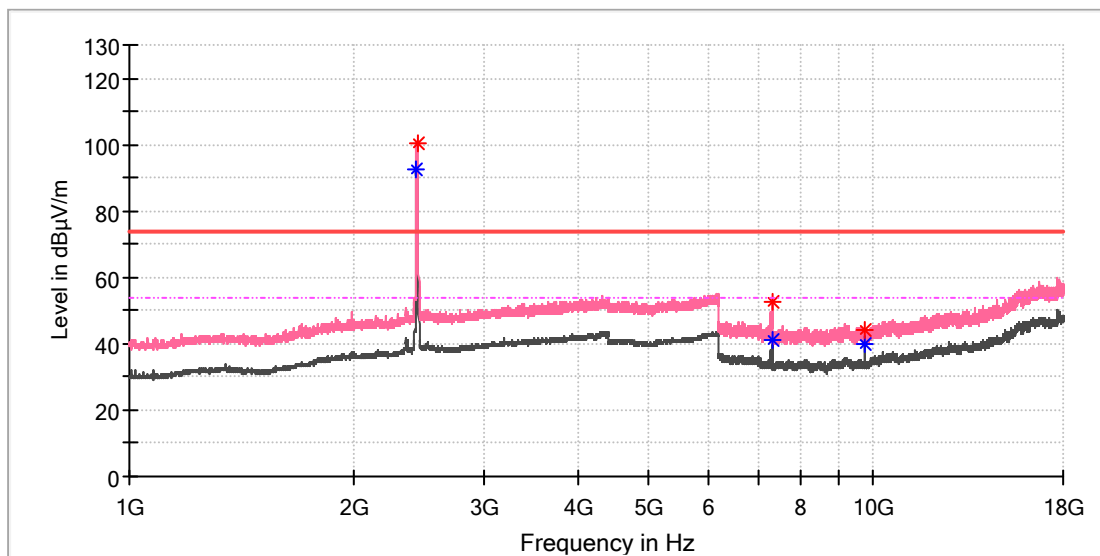
Critical Freqs

Frequency (MHz)	MaxPeak (dBµV/m)	Average (dBµV/m)	Limit (dBµV/m)	Margin (dB)	Height (cm)	Pol	Azimuth (deg)	Corr. (dB/m)
2430.000000	---	96.69	54.00	-42.69	100.0	H	277.0	7.3
2441.000000	104.89	---	74.00	-30.89	100.0	H	253.0	7.4
7314.608333	---	36.80	54.00	17.20	100.0	H	232.0	8.2
7319.525000	47.46	---	74.00	26.54	100.0	H	314.0	8.2
9747.866667	---	41.96	54.00	12.04	100.0	H	273.0	10.4
9747.866667	45.91	---	74.00	28.09	100.0	H	273.0	10.4

Produkte
Products

EUT Information

EUT Name: Portable Charger Share
 Model: A2850
 Test Mode: Wifi2.4G 11n20 TX Mid channel
 Test Voltage:: AC 120V, 60Hz
 Remark: Temp 22 Humi:54%
 Test Standard: FCC 15.247
 Tested By: Kei Zhang
 Reviewed By: Terry Yin



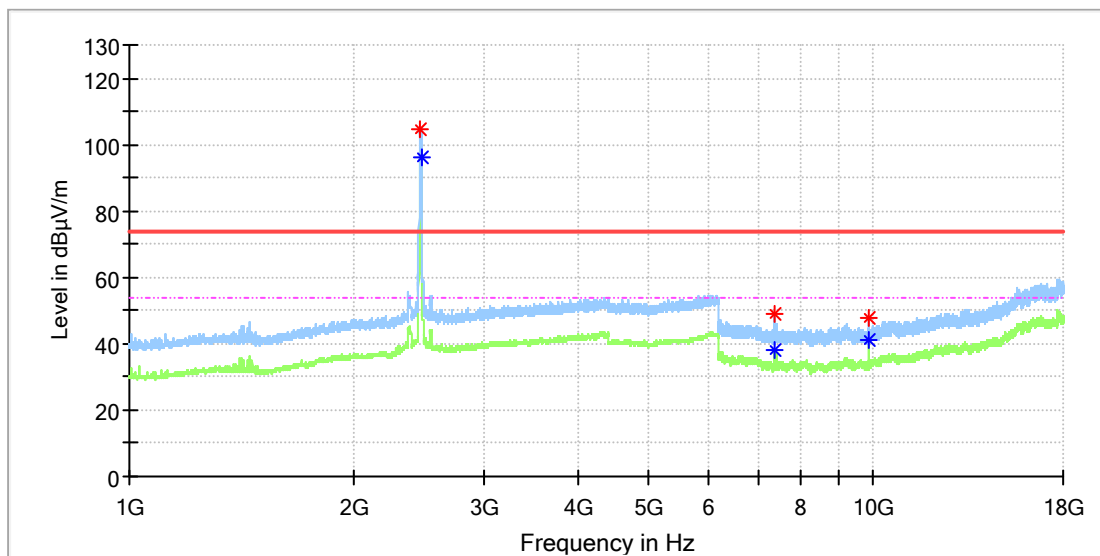
Critical Freqs

Frequency (MHz)	MaxPeak (dBµV/m)	Average (dBµV/m)	Limit (dBµV/m)	Margin (dB)	Height (cm)	Pol	Azimuth (deg)	Corr. (dB/m)
2430.000000	---	92.22	54.00	-38.22	100.0	V	301.0	7.3
2438.500000	100.65	---	74.00	-26.65	100.0	V	301.0	7.4
7306.741667	---	41.21	54.00	12.79	100.0	V	271.0	8.3
7315.591667	52.89	---	74.00	21.11	100.0	V	271.0	8.2
9747.866667	44.26	---	74.00	29.74	100.0	V	246.0	10.4
9747.866667	---	40.12	54.00	13.88	100.0	V	246.0	10.4

Produkte
Products

EUT Information

EUT Name: Portable Charger Share
 Model: A2850
 Test Mode: Wifi2.4G 11n20 TX High channel
 Test Voltage:: AC 120V, 60Hz
 Remark: Temp 22 Humi:54%
 Test Standard: FCC 15.247
 Tested By: Kei Zhang
 Reviewed By: Terry Yin



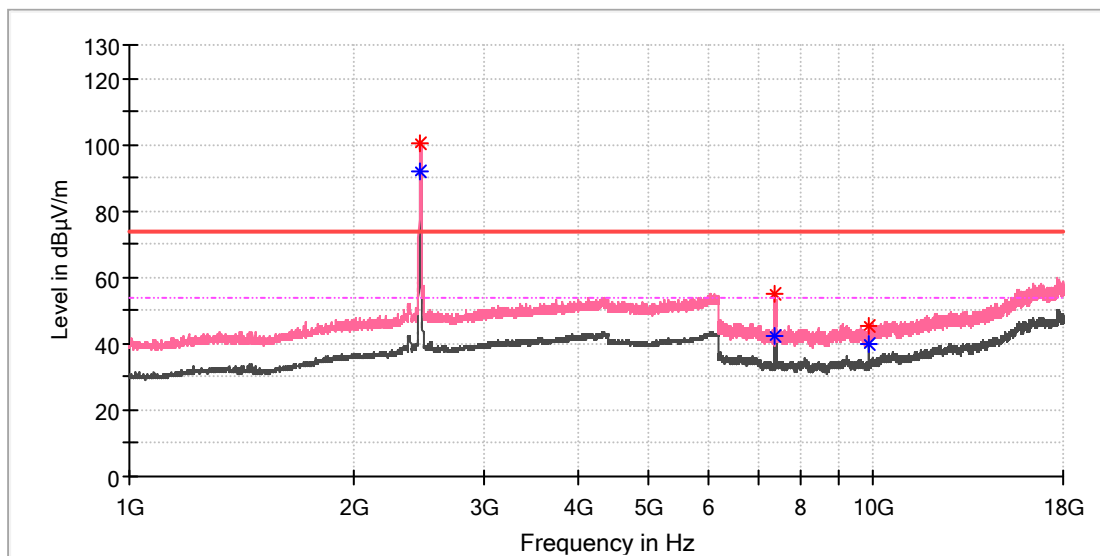
Critical_Freqs

Frequency (MHz)	MaxPeak (dBµV/m)	Average (dBµV/m)	Limit (dBµV/m)	Margin (dB)	Height (cm)	Pol	Azimuth (deg)	Corr. (dB/m)
2464.000000	104.86	---	74.00	-30.86	100.0	H	245.0	7.4
2469.000000	---	96.29	54.00	-42.29	100.0	H	236.0	7.4
7378.033333	---	38.00	54.00	16.00	100.0	H	231.0	8.2
7384.425000	48.82	---	74.00	25.18	100.0	H	231.0	8.2
9847.675000	---	41.24	54.00	12.76	100.0	H	293.0	10.6
9848.166667	47.56	---	74.00	26.44	100.0	H	271.0	10.6

Produkte
Products

EUT Information

EUT Name: Portable Charger Share
 Model: A2850
 Test Mode: Wifi2.4G 11n20 TX High channel
 Test Voltage: AC 120V, 60Hz
 Remark: Temp 22 Humi:54%
 Test Standard: FCC 15.247
 Tested By: Kei Zhang
 Reviewed By: Terry Yin



Critical Freqs

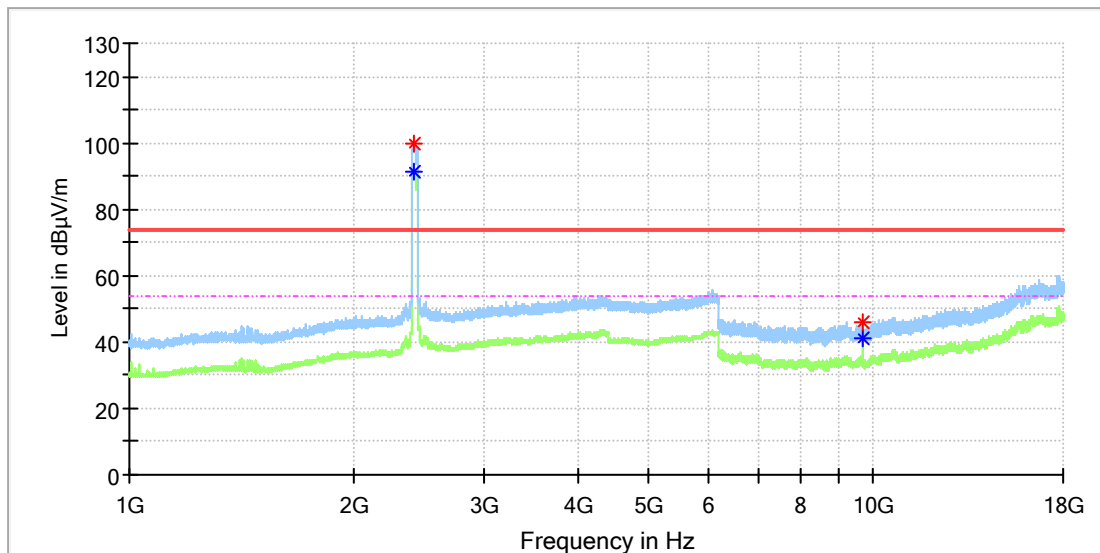
Frequency (MHz)	MaxPeak (dBµV/m)	Average (dBµV/m)	Limit (dBµV/m)	Margin (dB)	Height (cm)	Pol	Azimuth (deg)	Corr. (dB/m)
2455.000000	100.59	---	74.00	-26.59	100.0	V	302.0	7.5
2456.000000	---	91.91	54.00	-37.91	100.0	V	302.0	7.5
7383.441667	---	42.29	54.00	11.71	100.0	V	258.0	8.2
7384.916667	55.16	---	74.00	18.84	100.0	V	278.0	8.2
9847.675000	---	39.98	54.00	14.02	100.0	V	298.0	10.6
9847.675000	45.09	---	74.00	28.91	100.0	V	298.0	10.6

Produkte
Products

Wi-Fi 802.11 n(HT40) mode, MCS0
1GHz - 18GHz

EUT Information

EUT Name:	Portable Charger Share
Model:	A2850
Test Mode:	Wifi2.4G 11n40 TX Low channel
Test Voltage::	AC 120V, 60Hz
Remark:	Temp 22 Humi:54%
Test Standard:	FCC 15.247
Tested By:	Kei Zhang
Reviewed By:	Terry Yin



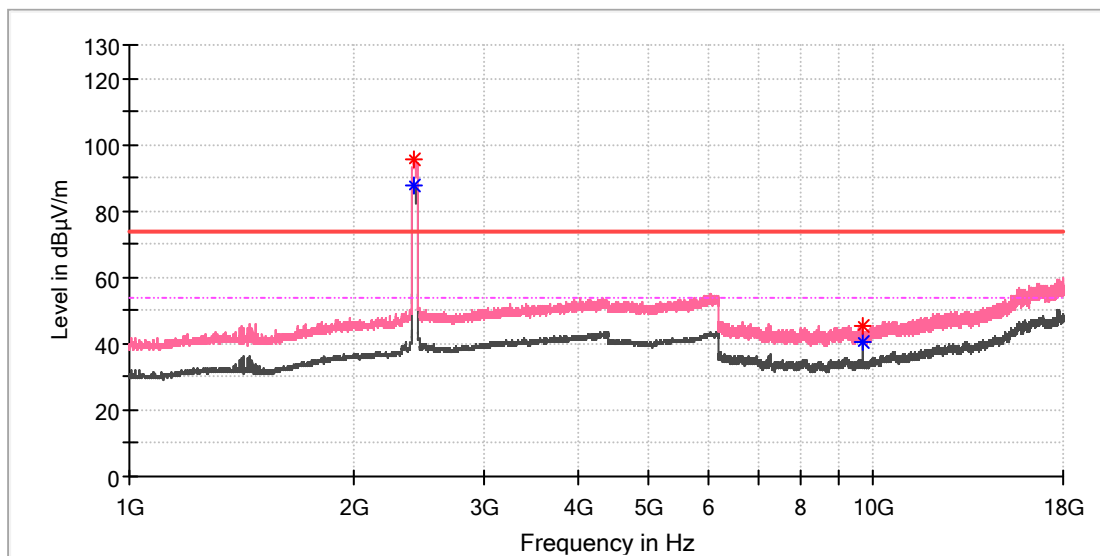
Critical_Freqs

Frequency (MHz)	MaxPeak (dBµV/m)	Average (dBµV/m)	Limit (dBµV/m)	Margin (dB)	Height (cm)	Pol	Azimuth (deg)	Corr. (dB/m)
2412.500000	99.80	---	74.00	-25.80	100.0	H	276.0	7.1
2416.500000	---	91.31	54.00	-37.31	100.0	H	285.0	7.2
9687.883333	---	41.34	54.00	12.66	100.0	H	308.0	10.4
9688.375000	46.24	---	74.00	27.76	100.0	H	308.0	10.4

Produkte
Products

EUT Information

EUT Name: Portable Charger Share
 Model: A2850
 Test Mode: Wifi2.4G 11n40 TX Low channel
 Test Voltage:: AC 120V, 60Hz
 Remark: Temp 22 Humi:54%
 Test Standard: FCC 15.247
 Tested By: Kei Zhang
 Reviewed By: Terry Yin



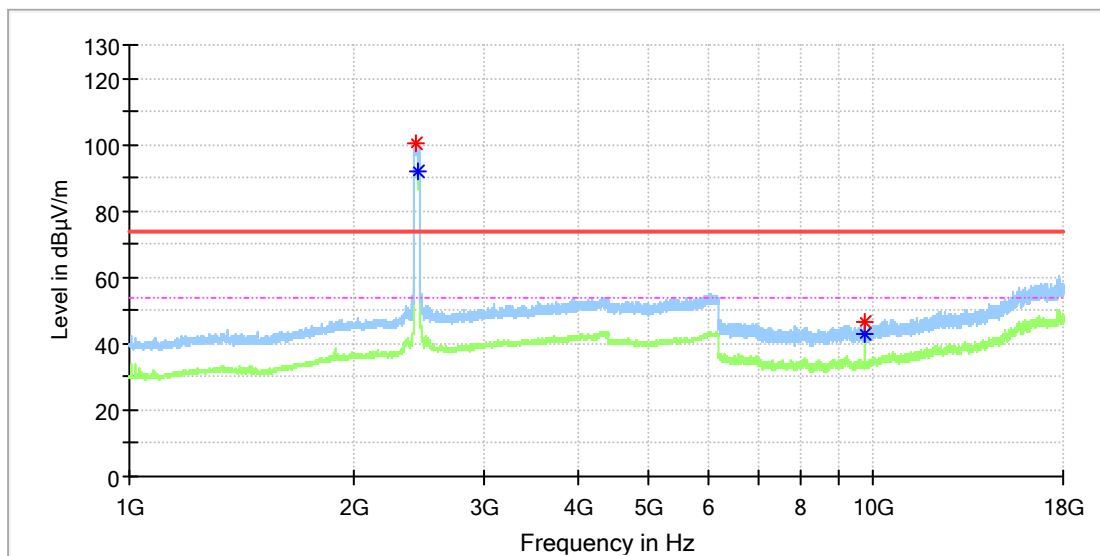
Critical Freqs

Frequency (MHz)	MaxPeak (dBµV/m)	Average (dBµV/m)	Limit (dBµV/m)	Margin (dB)	Height (cm)	Pol	Azimuth (deg)	Corr. (dB/m)
2416.000000	---	87.41	54.00	-33.41	100.0	V	304.0	7.1
2418.000000	95.56	---	74.00	-21.56	100.0	V	295.0	7.2
9687.391667	45.46	---	74.00	28.54	100.0	V	246.0	10.4
9687.883333	---	40.68	54.00	13.32	100.0	V	246.0	10.4

Produkte
Products

EUT Information

EUT Name: Portable Charger Share
 Model: A2850
 Test Mode: Wifi2.4G 11n40 TX Mid channel
 Test Voltage:: AC 120V, 60Hz
 Remark: Temp 22 Humi:54%
 Test Standard: FCC 15.247
 Tested By: Kei Zhang
 Reviewed By: Terry Yin



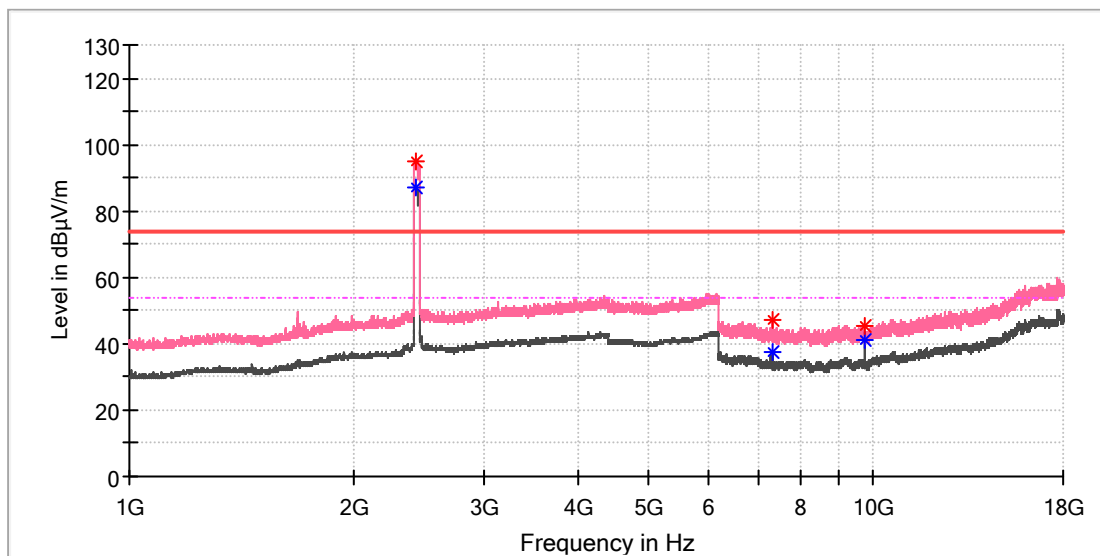
Critical Freqs

Frequency (MHz)	MaxPeak (dBµV/m)	Average (dBµV/m)	Limit (dBµV/m)	Margin (dB)	Height (cm)	Pol	Azimuth (deg)	Corr. (dB/m)
2430.000000	100.28	---	74.00	-26.28	100.0	H	259.0	7.3
2435.500000	---	91.84	54.00	-37.84	100.0	H	275.0	7.3
9747.866667	---	43.14	54.00	10.86	100.0	H	282.0	10.4
9747.866667	46.84	---	74.00	27.16	100.0	H	282.0	10.4

Produkte
Products

EUT Information

EUT Name: Portable Charger Share
 Model: A2850
 Test Mode: Wifi2.4G 11n40 TX Mid channel
 Test Voltage:: AC 120V, 60Hz
 Remark: Temp 22 Humi:54%
 Test Standard: FCC 15.247
 Tested By: Kei Zhang
 Reviewed By: Terry Yin



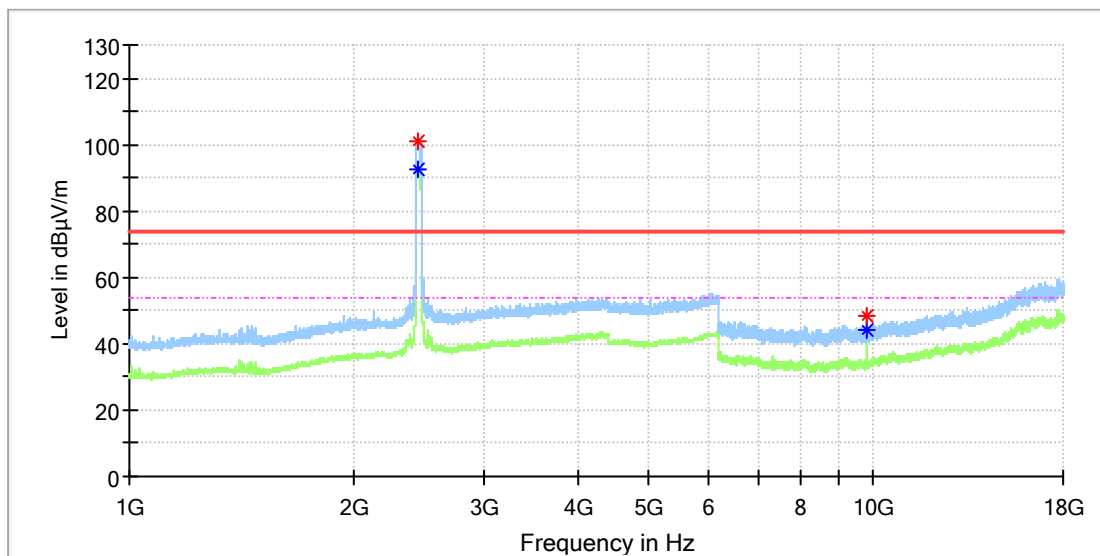
Critical Freqs

Frequency (MHz)	MaxPeak (dBµV/m)	Average (dBµV/m)	Limit (dBµV/m)	Margin (dB)	Height (cm)	Pol	Azimuth (deg)	Corr. (dB/m)
2423.000000	---	86.85	54.00	-32.85	100.0	V	321.0	7.2
2430.000000	95.22	---	74.00	-21.22	100.0	V	321.0	7.3
7302.316667	---	37.29	54.00	16.71	100.0	V	267.0	8.3
7311.658333	47.28	---	74.00	26.72	100.0	V	267.0	8.2
9747.866667	---	40.88	54.00	13.12	100.0	V	246.0	10.4
9747.866667	45.54	---	74.00	28.46	100.0	V	246.0	10.4

Produkte
Products

EUT Information

EUT Name: Portable Charger Share
 Model: A2850
 Test Mode: Wifi2.4G 11n40 TX High channel
 Test Voltage:: AC 120V, 60Hz
 Remark: Temp 22 Humi:54%
 Test Standard: FCC 15.247
 Tested By: Kei Zhang
 Reviewed By: Terry Yin



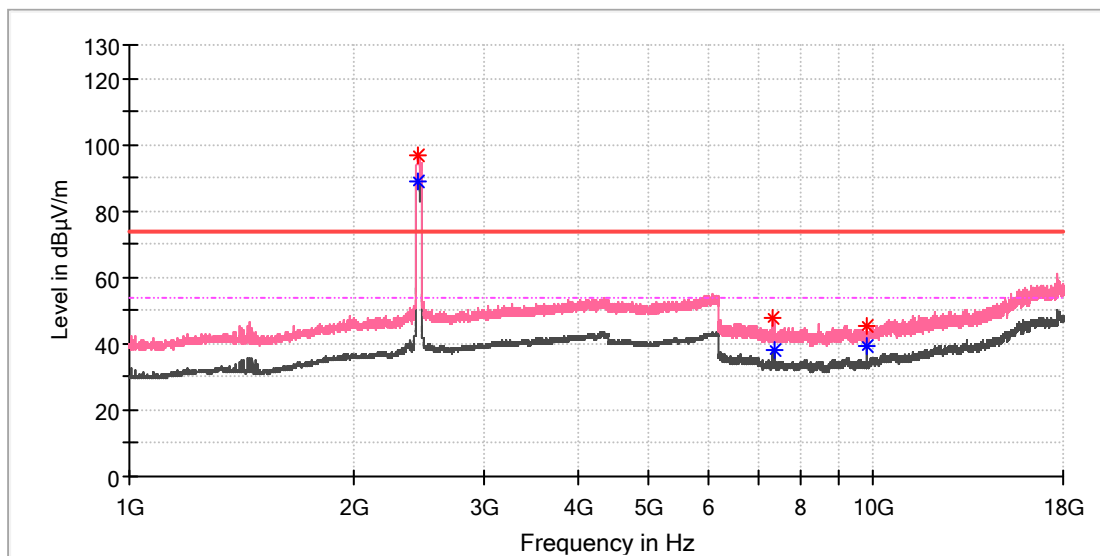
Critical Freqs

Frequency (MHz)	MaxPeak (dBµV/m)	Average (dBµV/m)	Limit (dBµV/m)	Margin (dB)	Height (cm)	Pol	Azimuth (deg)	Corr. (dB/m)
2442.500000	---	92.80	54.00	-38.80	100.0	H	275.0	7.4
2447.000000	100.85	---	74.00	-26.85	100.0	H	275.0	7.5
9807.850000	---	44.07	54.00	9.93	100.0	H	279.0	10.5
9807.850000	48.60	---	74.00	25.40	100.0	H	279.0	10.5

Produkte
Products

EUT Information

EUT Name: Portable Charger Share
 Model: A2850
 Test Mode: Wifi2.4G 11n40 TX High channel
 Test Voltage: AC 120V, 60Hz
 Remark: Temp 22 Humi:54%
 Test Standard: FCC 15.247
 Tested By: Kei Zhang
 Reviewed By: Terry Yin



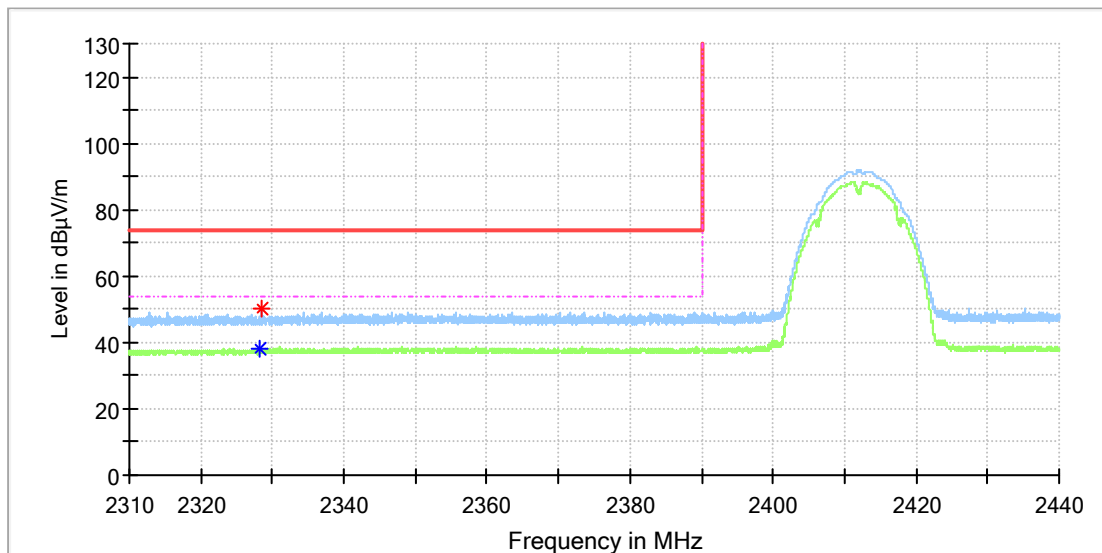
Critical Freqs

Frequency (MHz)	MaxPeak (dBµV/m)	Average (dBµV/m)	Limit (dBµV/m)	Margin (dB)	Height (cm)	Pol	Azimuth (deg)	Corr. (dB/m)
2449.000000	96.70	---	74.00	-22.70	100.0	V	321.0	7.5
2450.000000	---	88.75	54.00	-34.75	100.0	V	321.0	7.5
7343.125000	48.05	---	74.00	25.95	100.0	V	255.0	8.1
7346.566667	---	37.82	54.00	16.18	100.0	V	276.0	8.1
9807.850000	45.44	---	74.00	28.56	100.0	V	276.0	10.5
9807.850000	---	39.50	54.00	14.50	100.0	V	276.0	10.5

Appendix C.2: Test Results of Radiated Emissions in Restricted Bands
Wi-Fi 802.11 b mode, 1 Mbps
Low channel

EUT Information

EUT Name:	Portable Charger Share
Model:	A2850
Test Mode:	Wifi2.4G 11b TX Low channel
Test Voltage::	AC 120V, 60Hz
Remark:	Temp 22 Humi:54%
Test Standard:	FCC 15.247
Tested By:	Kei Zhang
Reviewed By:	Terry Yin



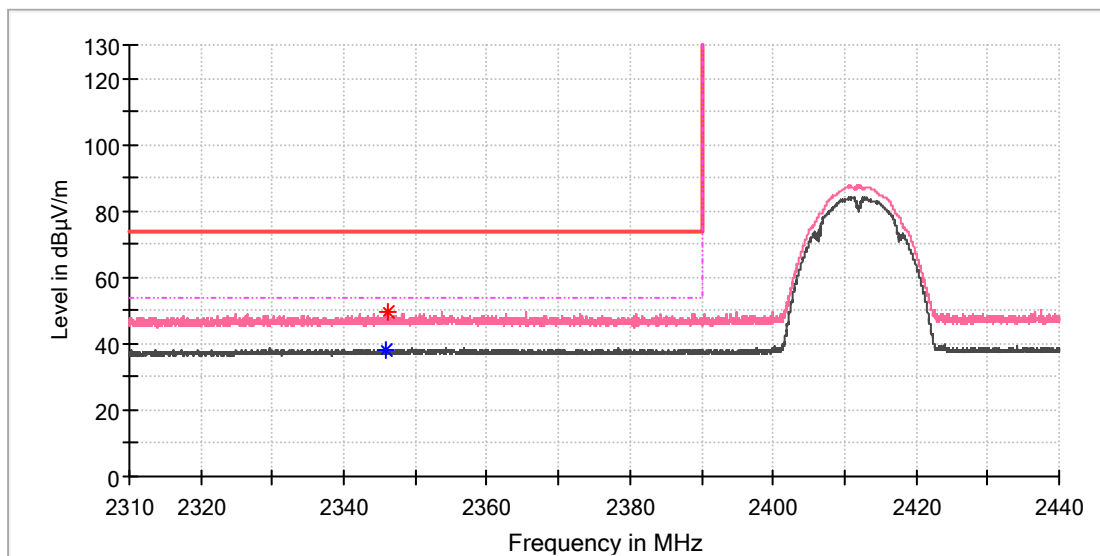
Critical Freqs

Frequency (MHz)	MaxPeak (dBµV/m)	Average (dBµV/m)	Limit (dBµV/m)	Margin (dB)	Height (cm)	Pol	Azimuth (deg)	Corr. (dB/m)
2328.180882	---	38.35	54.00	15.65	100.0	H	18.0	6.7
2328.563235	50.14	---	74.00	23.86	100.0	H	60.0	6.7

Produkte
 Products

EUT Information

EUT Name: Portable Charger Share
 Model: A2850
 Test Mode: Wifi2.4G 11b TX Low channel
 Test Voltage:: AC 120V, 60Hz
 Remark: Temp 22 Humi:54%
 Test Standard: FCC 15.247
 Tested By: Kei Zhang
 Reviewed By: Terry Yin



Critical Freqs

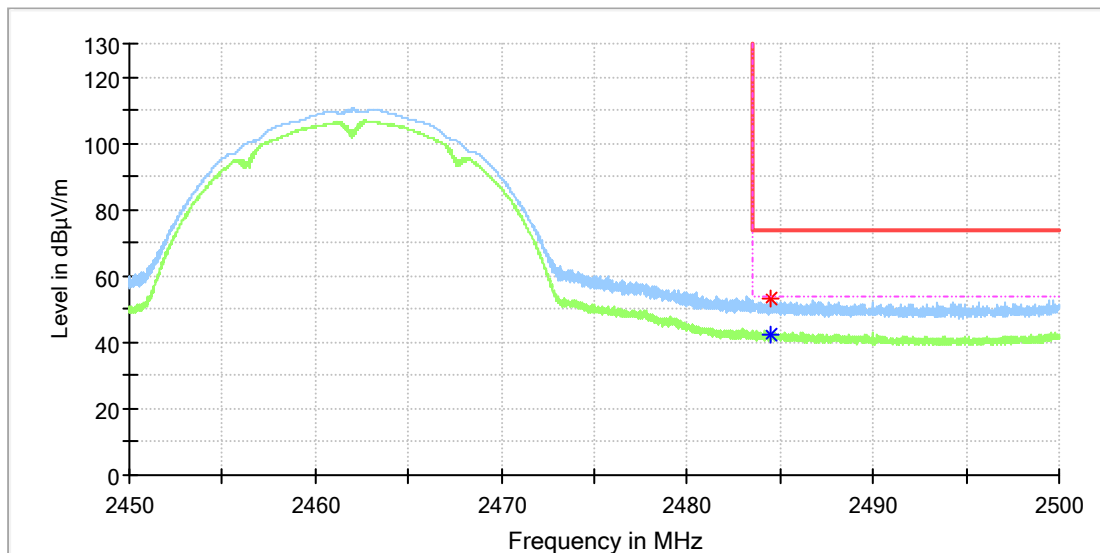
Frequency (MHz)	MaxPeak (dBµV/m)	Average (dBµV/m)	Limit (dBµV/m)	Margin (dB)	Height (cm)	Pol	Azimuth (deg)	Corr. (dB/m)
2345.750000	---	38.30	54.00	15.70	100.0	V	259.0	6.9
2346.266177	49.68	---	74.00	24.32	100.0	V	339.0	6.9

Produkte
Products

High channel

EUT Information

EUT Name:	Portable Charger Share
Model:	A2850
Test Mode:	Wifi2.4G 11b TX High channel
Test Voltage::	AC 120V, 60Hz
Remark:	Temp 22 Humi:54%
Test Standard:	FCC 15.247
Tested By:	Kei Zhang
Reviewed By:	Terry Yin



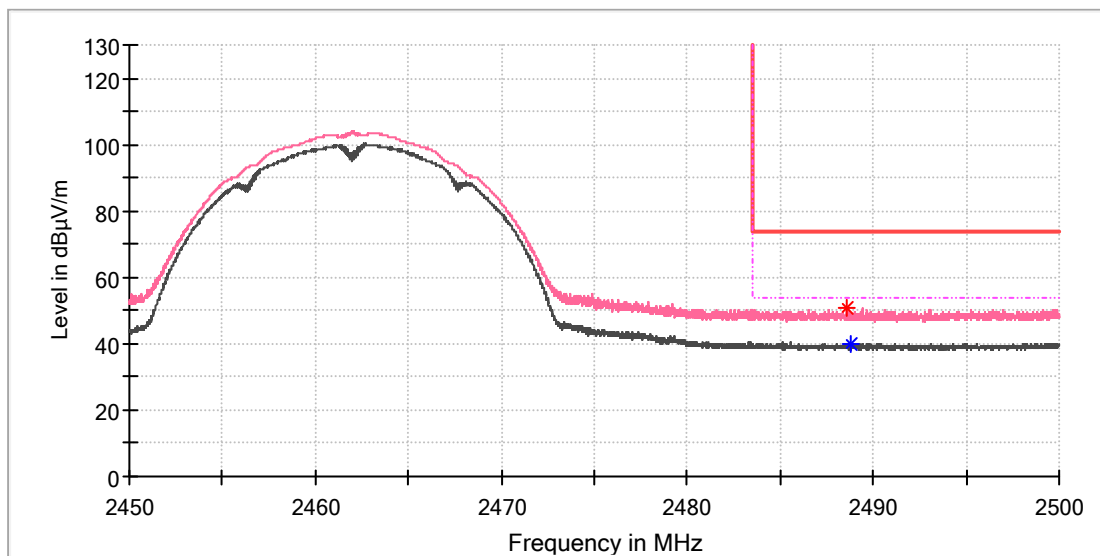
Critical Freqs

Frequency (MHz)	MaxPeak (dBµV/m)	Average (dBµV/m)	Limit (dBµV/m)	Margin (dB)	Height (cm)	Pol	Azimuth (deg)	Corr. (dB/m)
2484.433824	---	42.63	54.00	11.37	100.0	H	277.0	7.4
2484.485294	53.21	---	74.00	20.79	100.0	H	277.0	7.4

Produkte
Products

EUT Information

EUT Name:	Portable Charger Share
Model:	A2850
Test Mode:	Wifi2.4G 11b TX High channel
Test Voltage::	AC 120V, 60Hz
Remark:	Temp 22 Humi:54%
Test Standard:	FCC 15.247
Tested By:	Kei Zhang
Reviewed By:	Terry Yin



Critical Freqs

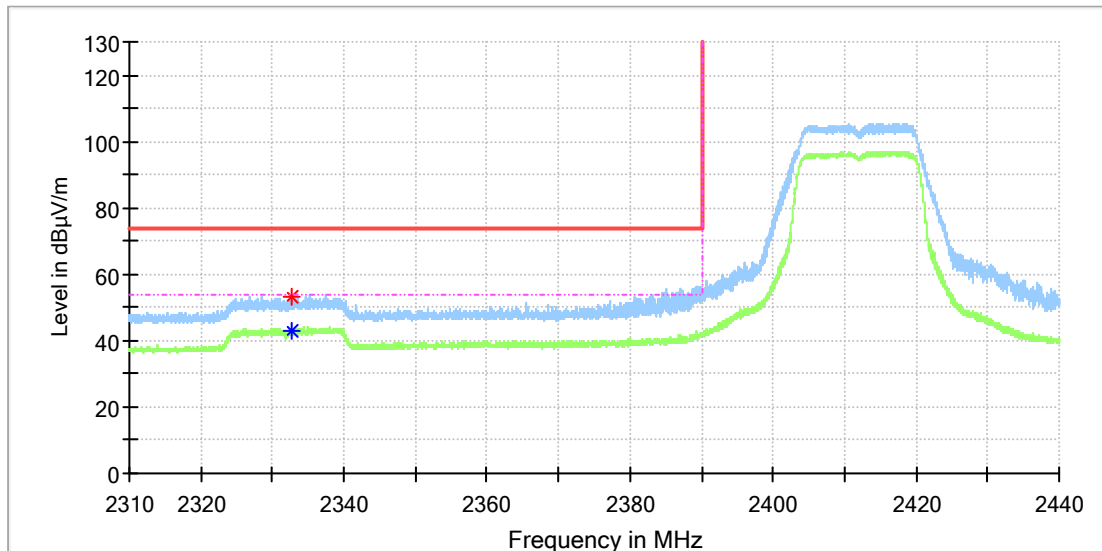
Frequency (MHz)	MaxPeak (dBµV/m)	Average (dBµV/m)	Limit (dBµV/m)	Margin (dB)	Height (cm)	Pol	Azimuth (deg)	Corr. (dB/m)
2488.551471	50.58	---	74.00	23.42	100.0	V	337.0	7.4
2488.750000	---	40.01	54.00	13.99	100.0	V	7.0	7.4

Produkte
Products

Wi-Fi 802.11 g mode, 6 Mbps
Low channel

EUT Information

EUT Name:	Portable Charger Share
Model:	A2850
Test Mode:	Wifi2.4G 11g TX Low channel
Test Voltage::	AC 120V, 60Hz
Remark:	Temp 22 Humi:54%
Test Standard:	FCC 15.247
Tested By:	Kei Zhang
Reviewed By:	Terry Yin



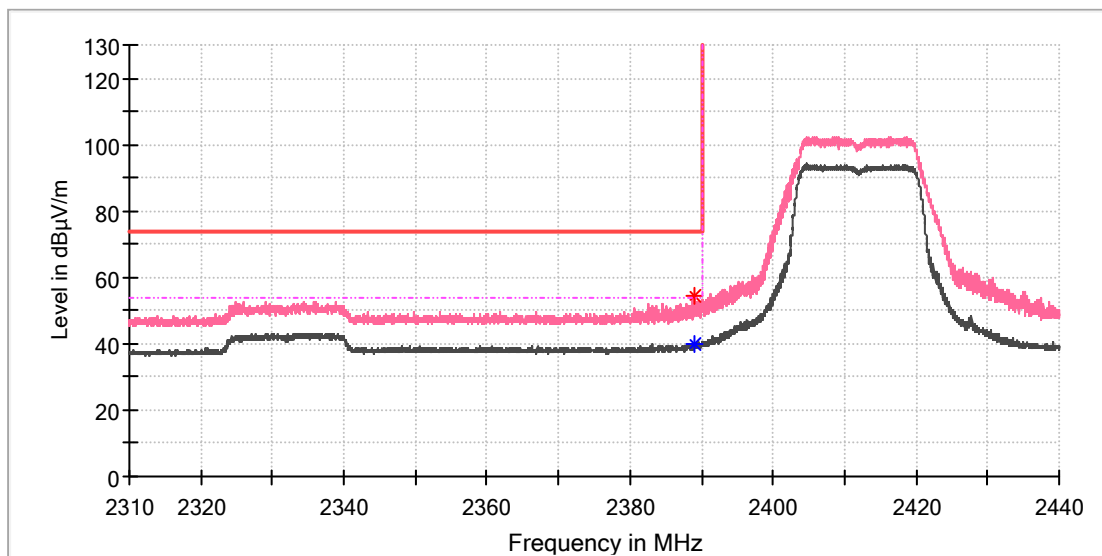
Critical Freqs

Frequency (MHz)	MaxPeak (dBµV/m)	Average (dBµV/m)	Limit (dBµV/m)	Margin (dB)	Height (cm)	Pol	Azimuth (deg)	Corr. (dB/m)
2332.826471	---	43.17	54.00	10.83	100.0	H	278.0	6.7
2332.826471	53.47	---	74.00	20.53	100.0	H	278.0	6.7

Produkte
 Products

EUT Information

EUT Name: Portable Charger Share
 Model: A2850
 Test Mode: Wifi2.4G 11g TX Low channel
 Test Voltage:: AC 120V, 60Hz
 Remark: Temp 22 Humi:54%
 Test Standard: FCC 15.247
 Tested By: Kei Zhang
 Reviewed By: Terry Yin



Critical Freqs

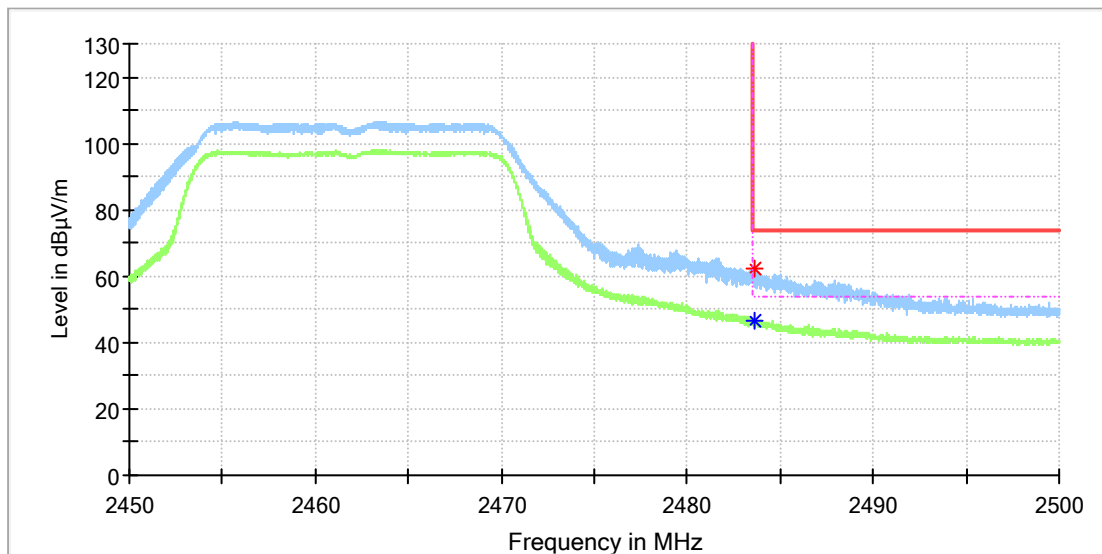
Frequency (MHz)	MaxPeak (dBµV/m)	Average (dBµV/m)	Limit (dBµV/m)	Margin (dB)	Height (cm)	Pol	Azimuth (deg)	Corr. (dB/m)
2388.898530	54.20	---	74.00	19.80	100.0	V	303.0	7.0
2388.994118	---	39.96	54.00	14.04	100.0	V	332.0	7.0

Produkte
 Products

High channel

EUT Information

EUT Name: Portable Charger Share
 Model: A2850
 Test Mode: Wifi2.4G 11g TX High channel
 Test Voltage:: AC 120V, 60Hz
 Remark: Temp 22 Humi:54%
 Test Standard: FCC 15.247
 Tested By: Kei Zhang
 Reviewed By: Terry Yin



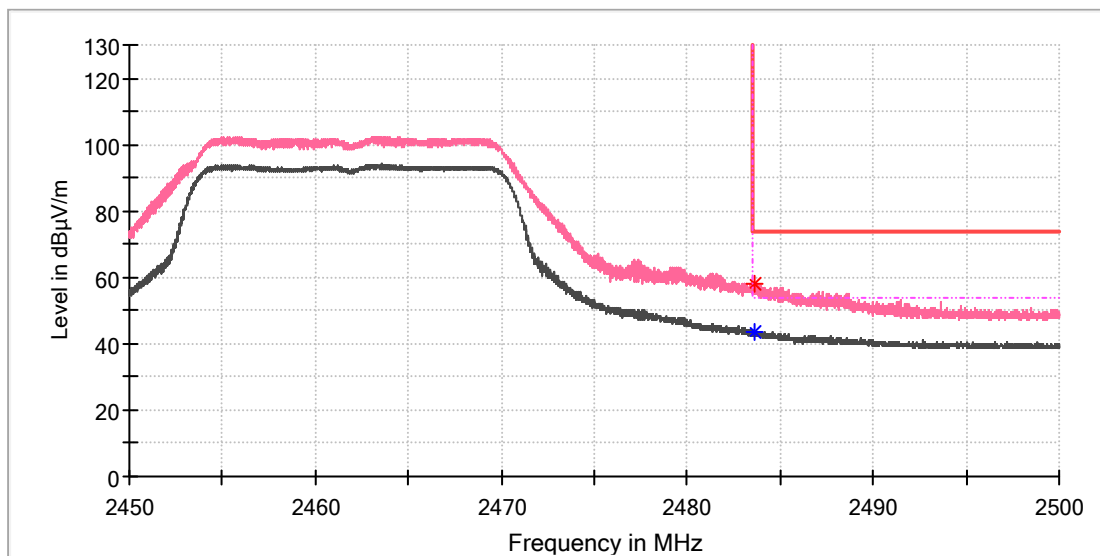
Critical Freqs

Frequency (MHz)	MaxPeak (dBµV/m)	Average (dBµV/m)	Limit (dBµV/m)	Margin (dB)	Height (cm)	Pol	Azimuth (deg)	Corr. (dB/m)
2483.647059	---	46.70	54.00	7.30	100.0	H	260.0	7.4
2483.669118	62.15	---	74.00	11.85	100.0	H	253.0	7.4

Produkte
Products

EUT Information

EUT Name:	Portable Charger Share
Model:	A2850
Test Mode:	Wifi2.4G 11g TX High channel
Test Voltage::	AC 120V, 60Hz
Remark:	Temp 22 Humi:54%
Test Standard:	FCC 15.247
Tested By:	Kei Zhang
Reviewed By:	Terry Yin



Critical Freqs

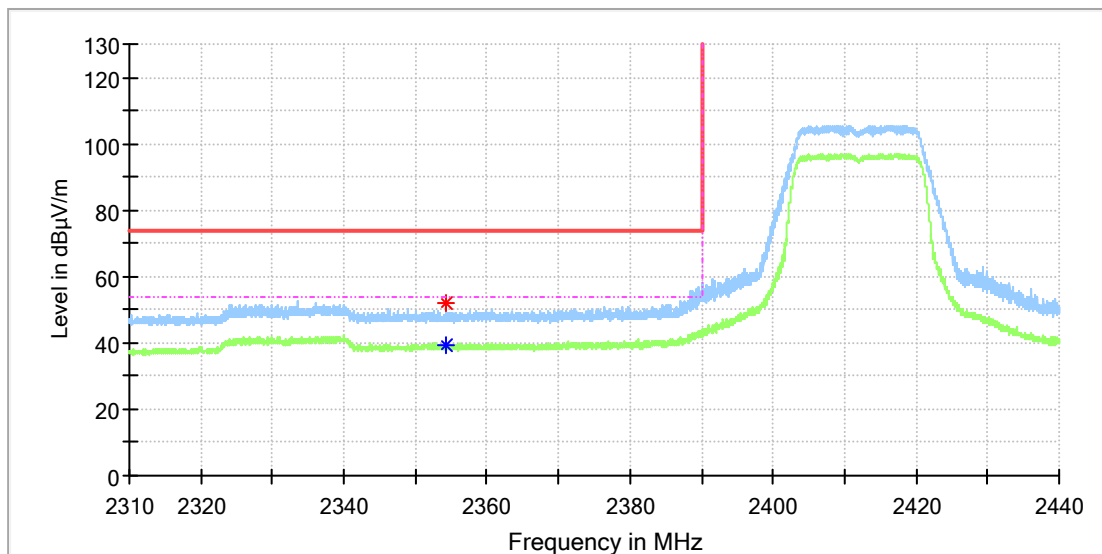
Frequency (MHz)	MaxPeak (dBµV/m)	Average (dBµV/m)	Limit (dBµV/m)	Margin (dB)	Height (cm)	Pol	Azimuth (deg)	Corr. (dB/m)
2483.632353	58.25	---	74.00	15.75	100.0	V	343.0	7.4
2483.647059	---	43.57	54.00	10.43	100.0	V	290.0	7.4

Produkte
Products

**Wi-Fi 802.11 n(HT20) mode, MCS0
Low channel**

EUT Information

EUT Name:	Portable Charger Share
Model:	A2850
Test Mode:	Wifi2.4G 11n20 TX Low channel
Test Voltage::	AC 120V, 60Hz
Remark:	Temp 22 Humi:54%
Test Standard:	FCC 15.247
Tested By:	Kei Zhang
Reviewed By:	Terry Yin



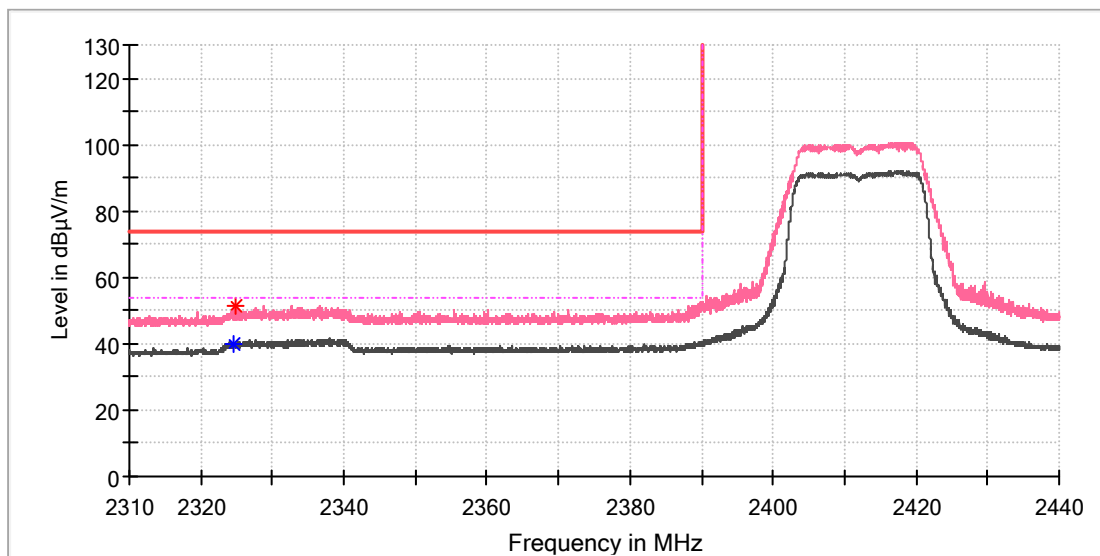
Critical Freqs

Frequency (MHz)	MaxPeak (dBµV/m)	Average (dBµV/m)	Limit (dBµV/m)	Margin (dB)	Height (cm)	Pol	Azimuth (deg)	Corr. (dB/m)
2354.180882	51.70	---	74.00	22.30	100.0	H	240.0	6.9
2354.219118	---	39.43	54.00	14.57	100.0	H	248.0	6.9

Produkte
Products

EUT Information

EUT Name: Portable Charger Share
 Model: A2850
 Test Mode: Wifi2.4G 11n20 TX Low channel
 Test Voltage:: AC 120V, 60Hz
 Remark: Temp 22 Humi:54%
 Test Standard: FCC 15.247
 Tested By: Kei Zhang
 Reviewed By: Terry Yin



Critical Freqs

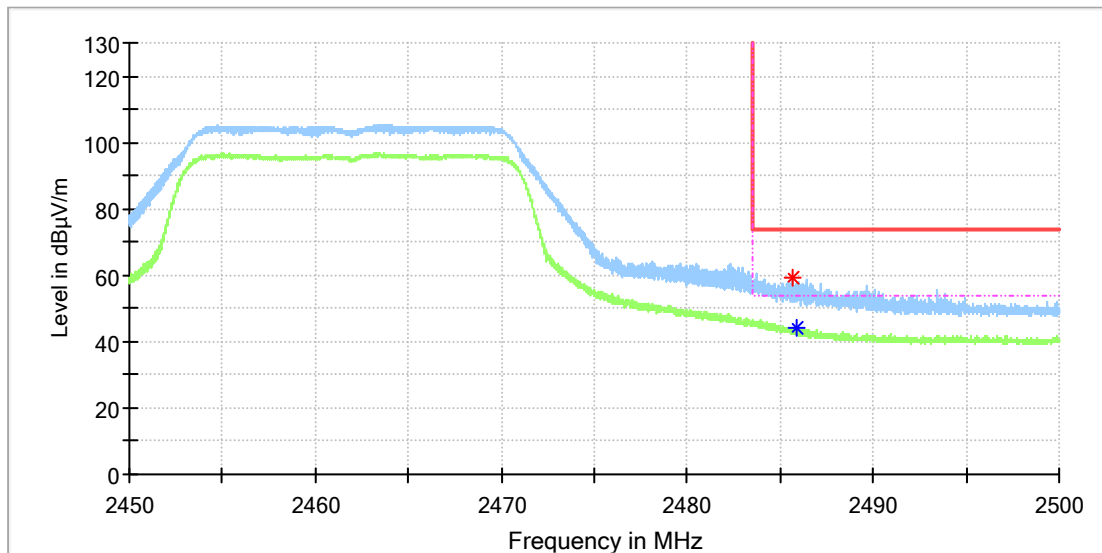
Frequency (MHz)	MaxPeak (dBµV/m)	Average (dBµV/m)	Limit (dBµV/m)	Margin (dB)	Height (cm)	Pol	Azimuth (deg)	Corr. (dB/m)
2324.682353	---	40.18	54.00	13.82	100.0	V	297.0	6.6
2324.873530	51.34	---	74.00	22.66	100.0	V	289.0	6.6

Produkte
 Products

High channel

EUT Information

EUT Name:	Portable Charger Share
Model:	A2850
Test Mode:	Wifi2.4G 11n20 TX High channel
Test Voltage::	AC 120V, 60Hz
Remark:	Temp 22 Humi:54%
Test Standard:	FCC 15.247
Tested By:	Kei Zhang
Reviewed By:	Terry Yin



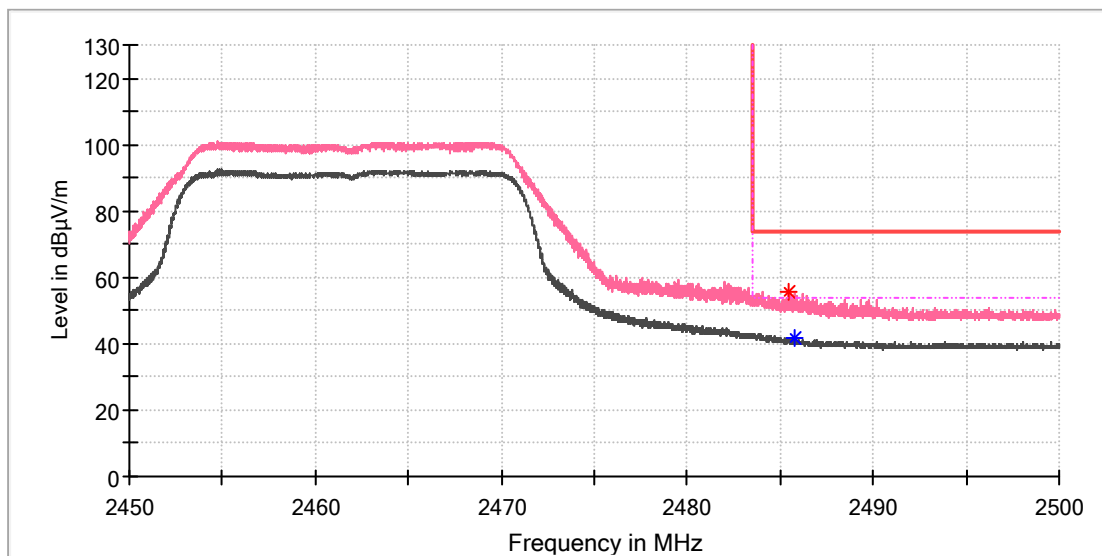
Critical Freqs

Frequency (MHz)	MaxPeak (dBµV/m)	Average (dBµV/m)	Limit (dBµV/m)	Margin (dB)	Height (cm)	Pol	Azimuth (deg)	Corr. (dB/m)
2485.669118	59.30	---	74.00	14.70	100.0	H	278.0	7.4
2485.882353	---	44.25	54.00	9.75	100.0	H	278.0	7.4

Produkte
 Products

EUT Information

EUT Name: Portable Charger Share
 Model: A2850
 Test Mode: Wifi2.4G 11n20 TX High channel
 Test Voltage:: AC 120V, 60Hz
 Remark: Temp 22 Humi:54%
 Test Standard: FCC 15.247
 Tested By: Kei Zhang
 Reviewed By: Terry Yin



Critical Freqs

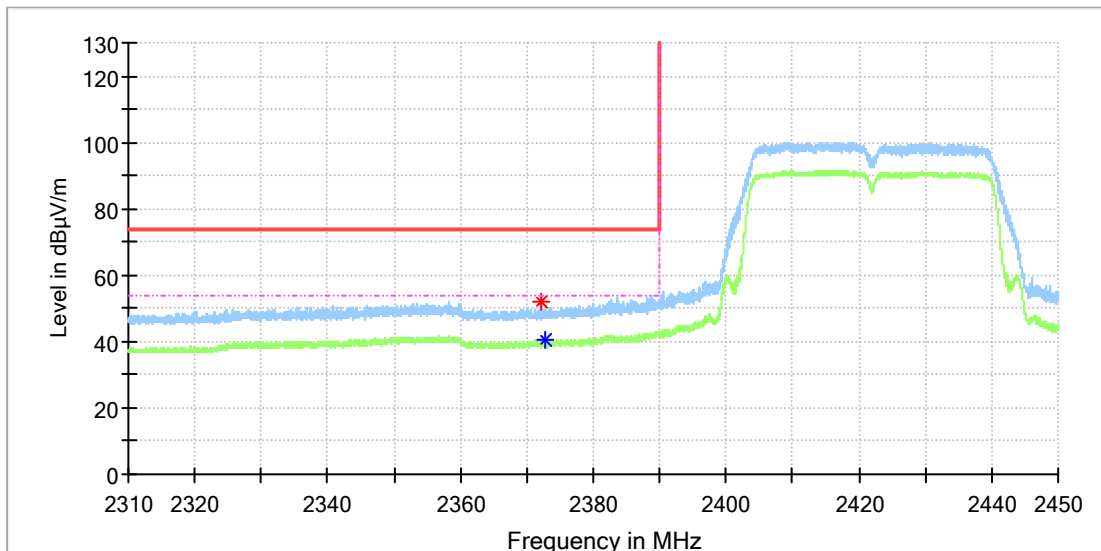
Frequency (MHz)	MaxPeak (dBµV/m)	Average (dBµV/m)	Limit (dBµV/m)	Margin (dB)	Height (cm)	Pol	Azimuth (deg)	Corr. (dB/m)
2485.433824	55.73	---	74.00	18.27	100.0	V	343.0	7.4
2485.779412	---	41.65	54.00	12.35	100.0	V	350.0	7.4

Produkte
Products

**Wi-Fi 802.11 n(HT40) mode, MCS0
Low channel**

EUT Information

EUT Name:	Portable Charger Share
Model:	A2850
Test Mode:	Wifi2.4G 11n40 TX Low channel
Test Voltage::	AC 120V, 60Hz
Remark:	Temp 22 Humi:54%
Test Standard:	FCC 15.247
Tested By:	Kei Zhang
Reviewed By:	Terry Yin



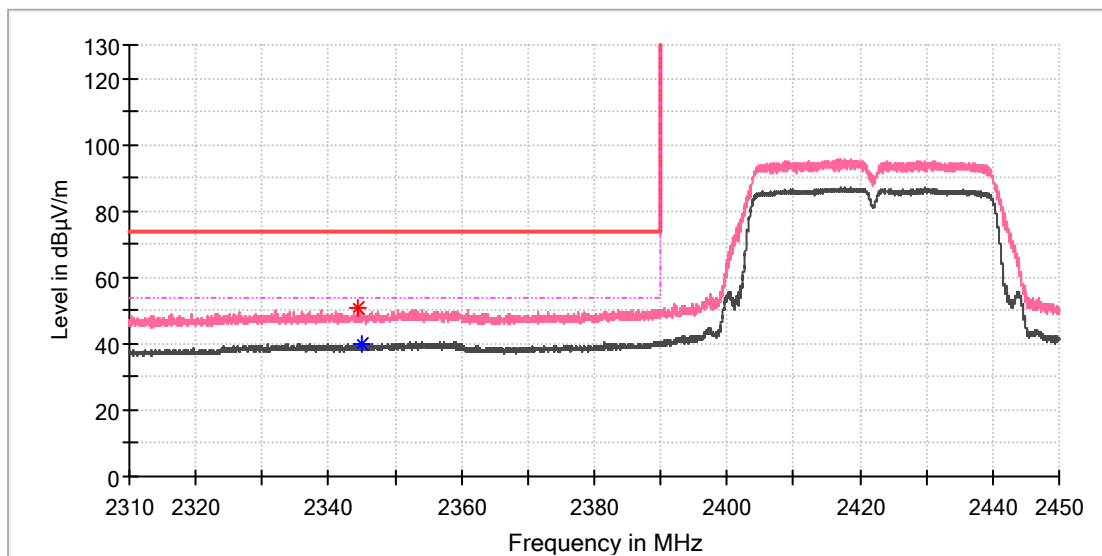
Critical Freqs

Frequency (MHz)	MaxPeak (dBµV/m)	Average (dBµV/m)	Limit (dBµV/m)	Margin (dB)	Height (cm)	Pol	Azimuth (deg)	Corr. (dB/m)
2372.032353	52.04	---	74.00	21.96	100.0	H	264.0	6.9
2372.814706	---	40.36	54.00	13.64	100.0	H	243.0	6.9

Produkte
 Products

EUT Information

EUT Name: Portable Charger Share
 Model: A2850
 Test Mode: Wifi2.4G 11n40 TX Low channel
 Test Voltage: AC 120V, 60Hz
 Remark: Temp 22 Humi:54%
 Test Standard: FCC 15.247
 Tested By: Kei Zhang
 Reviewed By: Terry Yin



Critical Freqs

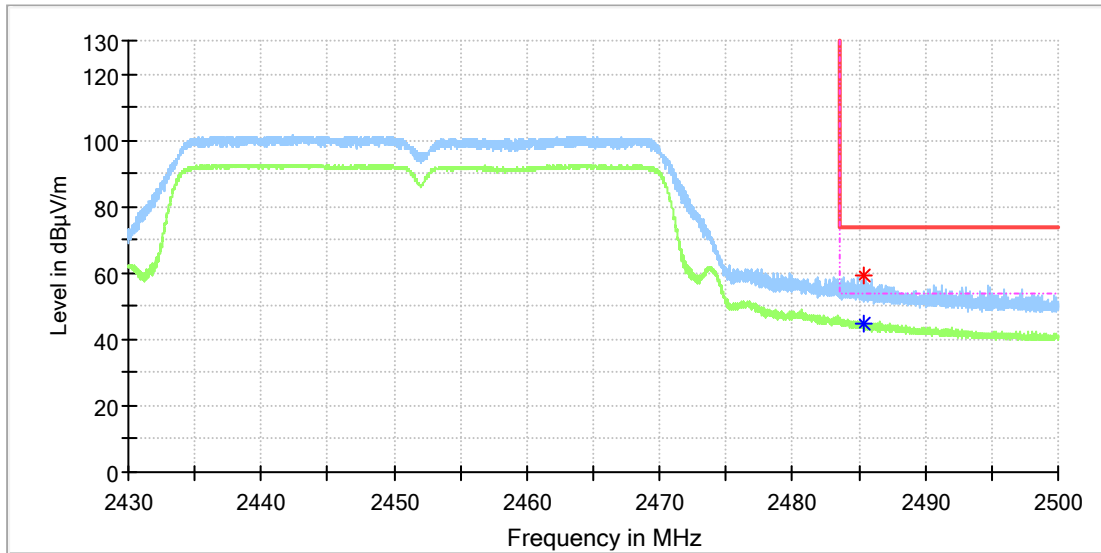
Frequency (MHz)	MaxPeak (dBµV/m)	Average (dBµV/m)	Limit (dBµV/m)	Margin (dB)	Height (cm)	Pol	Azimuth (deg)	Corr. (dB/m)
2344.320588	51.03	---	74.00	22.97	100.0	V	314.0	6.9
2345.041177	---	39.90	54.00	14.10	100.0	V	355.0	6.9

Produkte
 Products

High channel

EUT Information

EUT Name: Portable Charger Share
 Model: A2850
 Test Mode: Wifi2.4G 11n40 TX High channel
 Test Voltage:: AC 120V, 60Hz
 Remark: Temp 22 Humi:54%
 Test Standard: FCC 15.247
 Tested By: Kei Zhang
 Reviewed By: Terry Yin



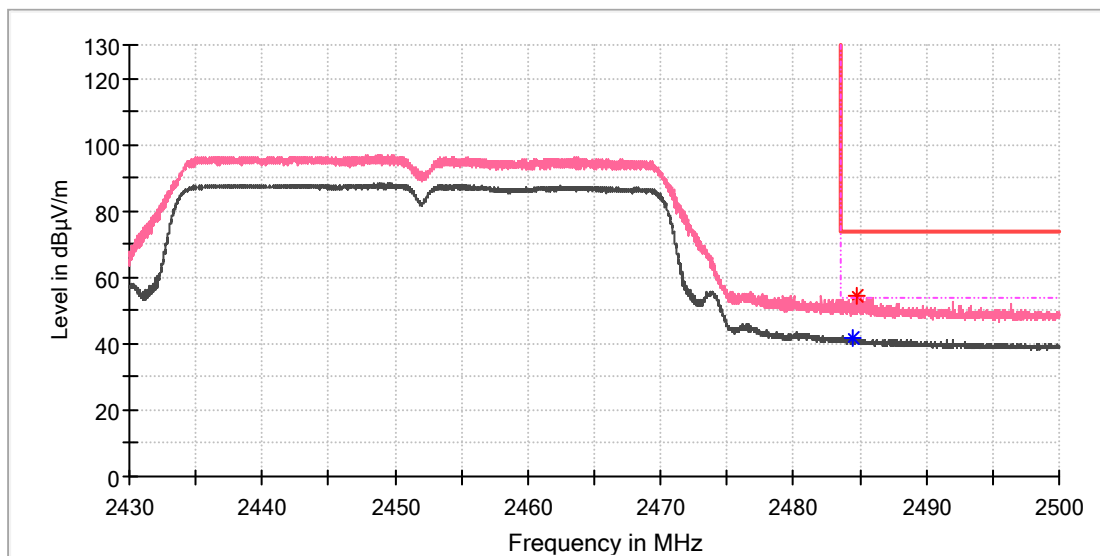
Critical Freqs

Frequency (MHz)	MaxPeak (dBµV/m)	Average (dBµV/m)	Limit (dBµV/m)	Margin (dB)	Height (cm)	Pol	Azimuth (deg)	Corr. (dB/m)
2485.330882	---	44.95	54.00	9.05	100.0	H	285.0	7.4
2485.330882	59.04	---	74.00	14.96	100.0	H	285.0	7.4

Produkte
Products

EUT Information

EUT Name:	Portable Charger Share
Model:	A2850
Test Mode:	Wifi2.4G 11n40 TX High channel
Test Voltage::	AC 120V, 60Hz
Remark:	Temp 22 Humi:54%
Test Standard:	FCC 15.247
Tested By:	Kei Zhang
Reviewed By:	Terry Yin



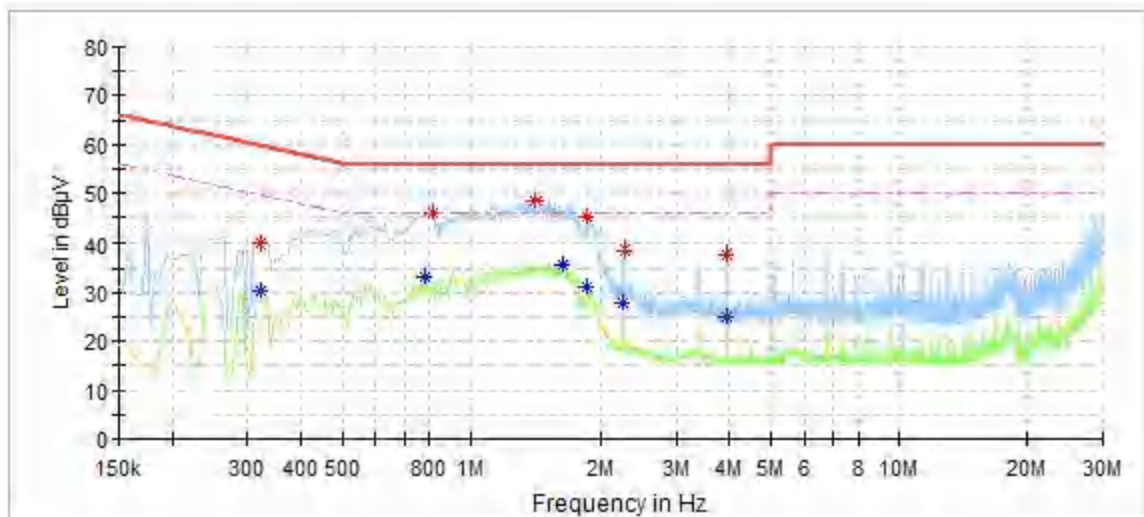
Critical_Freqs

Frequency (MHz)	MaxPeak (dBµV/m)	Average (dBµV/m)	Limit (dBµV/m)	Margin (dB)	Height (cm)	Pol	Azimuth (deg)	Corr. (dB/m)
2484.497059	---	41.72	54.00	12.28	100.0	V	250.0	7.4
2484.723529	54.58	---	74.00	19.42	100.0	V	350.0	7.4

Appendix C.3: Test Results of Conducted Emission on AC Mains

EUT Information

EUT Name: Portable Charger Share
 Model: A2850
 Order No.: 168145575
 Test Mode: On
 Test Voltage: AC 120V/60Hz
 Test By: Charlie Wang
 Review By: Gary Chen
 Remark:

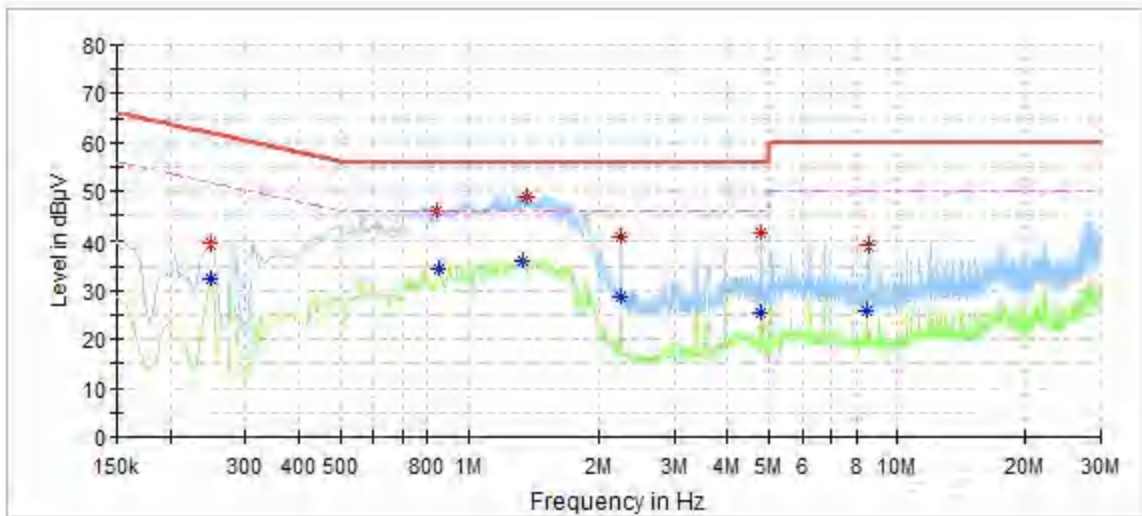


Critical Freqs

Frequency (MHz)	MaxPeak (dBµV)	Average (dBµV)	Limit (dBµV)	Margin (dB)	Meas. Time (ms)	Bandwidth (kHz)	Line	Corr. (dB)
0.322000	---	30.54	49.66	19.11	---	---	L1	9.7
0.322000	39.81	---	59.66	19.85	---	---	L1	9.7
0.784000	---	33.33	46.00	12.67	---	---	L1	9.7
0.820000	45.92	---	56.00	10.08	---	---	L1	9.7
1.408000	48.36	---	56.00	7.64	---	---	L1	9.7
1.632000	---	35.65	46.00	10.35	---	---	L1	9.7
1.852000	---	31.13	46.00	14.87	---	---	L1	9.7
1.860000	45.03	---	56.00	10.97	---	---	L1	9.7
2.256000	---	27.87	46.00	18.13	---	---	L1	9.8
2.264000	38.75	---	56.00	17.25	---	---	L1	9.8
3.952000	---	24.90	46.00	21.10	---	---	L1	9.9
3.960000	37.85	---	56.00	18.15	---	---	L1	9.9

EUT Information

EUT Name: Portable Charger Share
 Model: A2850
 Order No.: 168145575
 Test Mode: On
 Test Voltage: AC 120V/60Hz
 Test By: Charlie Wang
 Review By: Gary Chen
 Remark:



Critical Freqs

Frequency (MHz)	MaxPeak (dBµV)	Average (dBµV)	Limit (dBµV)	Margin (dB)	Meas. Time (ms)	Bandwidth (kHz)	Line	Corr. (dB)
0.250000	---	32.21	51.76	19.54	---	---	N	9.6
0.250000	39.55	---	61.76	22.20	---	---	N	9.6
0.844000	45.85	---	56.00	10.15	---	---	N	9.7
0.852000	---	34.52	46.00	11.48	---	---	N	9.7
1.344000	---	36.25	46.00	9.75	---	---	N	9.7
1.364000	49.02	---	56.00	6.98	---	---	N	9.7
2.244000	---	28.88	46.00	17.12	---	---	N	9.8
2.248000	40.55	---	56.00	15.45	---	---	N	9.8
4.792000	41.29	---	56.00	14.71	---	---	N	9.9
4.816000	---	25.60	46.00	20.40	---	---	N	9.9
8.452000	---	25.69	50.00	24.31	---	---	N	10.0
8.604000	39.14	---	60.00	20.86	---	---	N	10.0

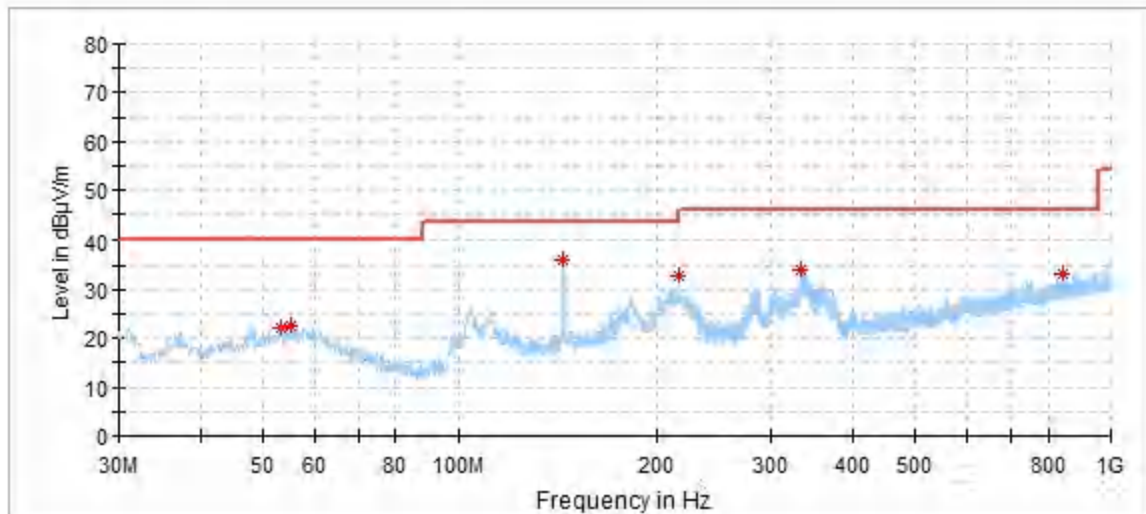
Produkte
Products

Appendix C.4: Test Results of Radiated Emission

30MHz - 1GHz

EUT Information

EUT Name:	Portable Charger Share
Model:	A2850
Order No:	168145575
Test Mode:	On
Test Voltage:	AC 120V/60Hz
Test By:	Charlie Wang
Review By:	Gary Chen
Remark:	3M Chamber



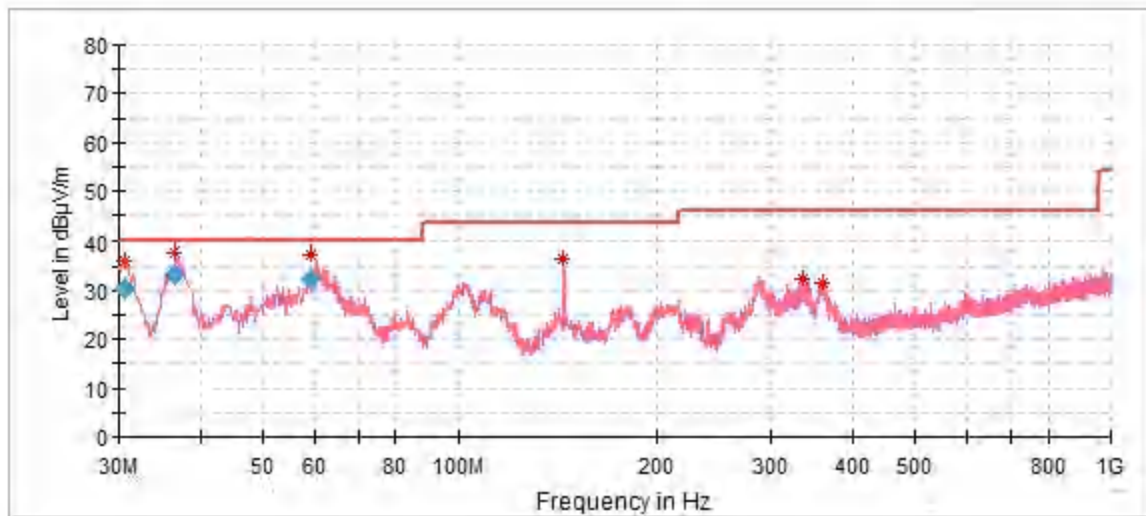
Critical Freqs

Frequency (MHz)	MaxPeak (dBµV/m)	Limit (dBµV/m)	Margin (dB)	Height (cm)	Pol	Azimuth (deg)
215.949000	32.71	43.50	10.79	100.0	H	90.0
333.319000	33.99	46.00	12.01	100.0	H	133.0
846.158000	33.43	46.00	12.57	100.0	H	167.0
53.280000	22.23	40.00	17.77	100.0	H	300.0
143.975000	36.30	43.50	7.20	200.0	H	348.0
55.220000	22.65	40.00	17.35	250.0	H	263.0

Produkte
Products

EUT Information

EUT Name: Portable Charger Share
 Model: A2850
 Order No: 168145575
 Test Mode: On
 Test Voltage: AC 120V/60Hz
 Test By: Charlie Wang
 Review By: Gary Chen
 Remark: 3M Chamber



Critical Freqs

Frequency (MHz)	MaxPeak (dBµV/m)	Limit (dBµV/m)	Margin (dB)	Height (cm)	Pol	Azimuth (deg)
30.560000	36.18	40.00	4.41	126.0	V	239.0
36.710000	37.80	40.00	3.43	107.0	V	21.0
59.298000	37.52	40.00	3.92	145.0	V	285.0
143.975000	36.50	43.50	7.00	100.0	V	0.0
336.035000	32.55	46.00	13.45	150.0	V	122.0
361.061000	31.50	46.00	14.50	150.0	V	0.0

Final Result

Frequency (MHz)	QuasiPeak (dBµV/m)	Limit (dBµV/m)	Margin (dB)	Meas. Time (ms)	Bandwidth (kHz)	Height (cm)	Pol	Azimuth (deg)
30.560000	30.44	40.00	9.56	1000.0	120.000	126.0	V	239.0
36.710000	33.40	40.00	6.60	1000.0	120.000	107.0	V	21.0
59.298000	32.33	40.00	7.67	1000.0	120.000	145.0	V	285.0

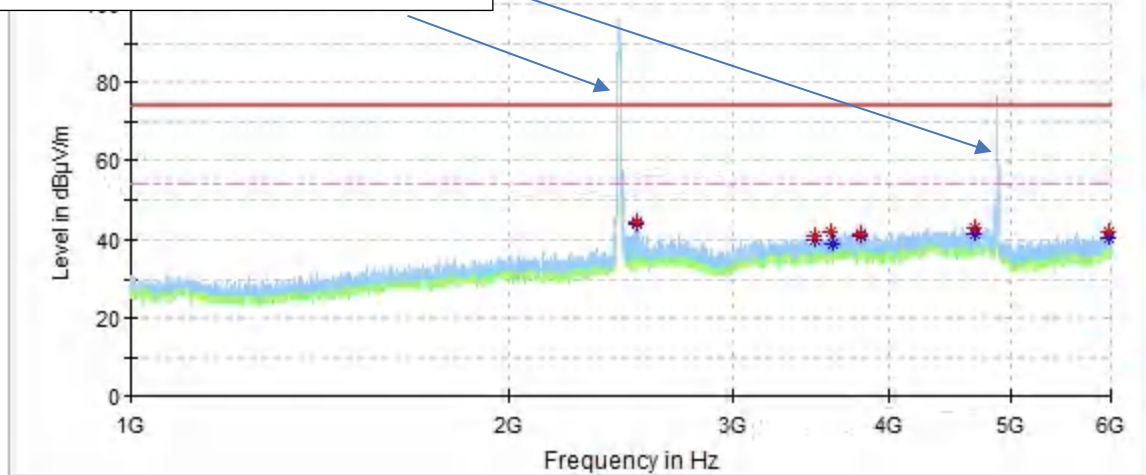
Produkte
Products

1GHz - 6GHz

EUT Information

EUT Name: Portable Charger Share
 Model: A2850
 Order No: 168145575
 Test Mode: On
 Test Voltage: AC 120V/60Hz
 Test By: Charlie Wang
 Review By: Gary Chen
 Remark: 3M Chamber

Fundamental and harmonic wave of WIFI



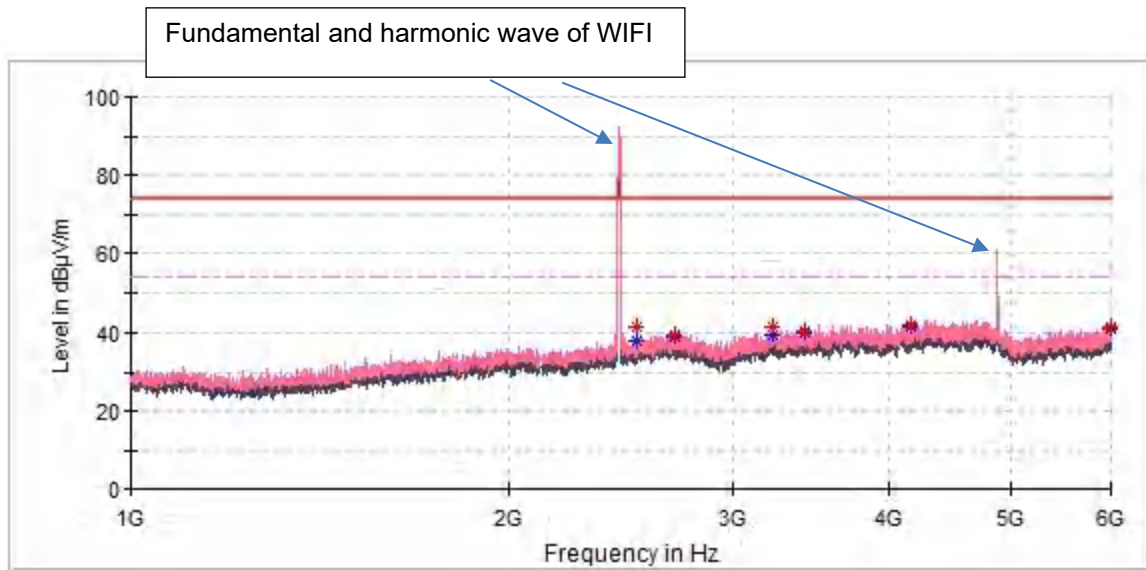
Critical Freqs

Frequency (MHz)	MaxPeak (dBµV/m)	Average (dBµV/m)	Limit (dBµV/m)	Margin (dB)	Height (cm)	Pol	Azimuth (deg)
2515.000000	44.66	---	74.00	29.34	100.0	H	138.0
2516.000000	---	44.10	54.00	9.90	100.0	H	138.0
3494.000000	---	39.90	54.00	14.10	100.0	H	166.0
3494.000000	41.07	---	74.00	32.93	100.0	H	166.0
3597.500000	42.16	---	74.00	31.84	100.0	H	98.0
3602.000000	---	38.85	54.00	15.15	100.0	H	129.0
3798.500000	---	40.78	54.00	13.22	100.0	H	220.0
3798.500000	41.54	---	74.00	32.46	100.0	H	220.0
4675.500000	---	41.71	54.00	12.29	100.0	H	162.0
4678.000000	43.32	---	74.00	30.68	100.0	H	80.0
5977.500000	---	40.76	54.00	13.24	100.0	H	202.0
5977.500000	42.19	---	74.00	31.81	100.0	H	202.0

Produkte
Products

EUT Information

EUT Name: Portable Charger Share
 Model: A2850
 Order No: 168145575
 Test Mode: On
 Test Voltage: AC 120V/60Hz
 Test By: Charlie Wang
 Review By: Gary Chen
 Remark: 3M Chamber



Critical Freqs

Frequency (MHz)	MaxPeak (dBµV/m)	Average (dBµV/m)	Limit (dBµV/m)	Margin (dB)	Height (cm)	Pol	Azimuth (deg)
2521.000000	---	37.81	54.00	16.19	100.0	V	246.0
2521.000000	41.34	---	74.00	32.66	100.0	V	246.0
2696.500000	39.55	---	74.00	34.45	100.0	V	200.0
2696.500000	---	38.97	54.00	15.03	100.0	V	200.0
3224.500000	41.40	---	74.00	32.60	100.0	V	0.0
3224.500000	---	39.68	54.00	14.32	100.0	V	0.0
3422.500000	---	39.89	54.00	14.11	100.0	V	44.0
3422.500000	40.74	---	74.00	33.26	100.0	V	44.0
4162.500000	---	41.58	54.00	12.42	100.0	V	269.0
4162.500000	42.28	---	74.00	31.72	100.0	V	269.0
5995.000000	---	40.87	54.00	13.13	100.0	V	310.0
5995.000000	41.63	---	74.00	32.37	100.0	V	310.0