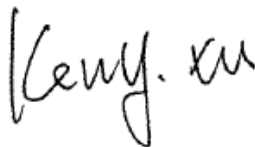


# TEST REPORT

**Application No.:** SZCR2401000002AT  
**Applicant:** Anker Innovations Limited  
**Address of Applicant:** Room 1318-19, Hollywood Plaza 610 Nathan Road, Mongkok Kowloon Hong Kong  
**Manufacturer:** Anker Innovations Limited  
**Address of Manufacturer:** Room 1318-19, Hollywood Plaza 610 Nathan Road, Mongkok Kowloon Hong Kong  
**Factory:**  
1. ASAP Technology(Jiangxi) Co., Ltd.  
2. LUXSHARE-ICT(NGHE AN) LIMITED  
**Address of Factory:**  
1. Ji'an Industrial Park, Ji'an, Jiangxi 343100 China  
2. No.18 Street 03, VSIP Nghe An Industrial Park, Hung Tay Commune, Hung Nguyen District, Nghe An Province, Vietnam  
**Equipment Under Test (EUT):**  
**EUT Name:** Anker MagGo Wireless Charging Station(3-in-1 Cube)  
**Model No.:** A25M5  
**Trade Mark:** Anker  
**FCC ID:** 2AOKB-A25M5  
**Standard(s) :** 47 CFR Part 15, Subpart C  
**Date of Receipt:** 2024-01-02  
**Date of Test:** 2024-01-05 to 2024-01-12  
**Date of Issue:** 2024-01-24

<b>Test Result:</b>	<b>Pass*</b>
---------------------	--------------


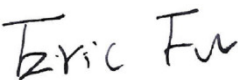
\* In the configuration tested, the EUT complied with the standards specified above.



Keny Xu  
EMC Laboratory Manager



Revision Record				
Version	Chapter	Date	Modifier	Remark
01		2024-01-24		Original

<b>Authorized for issue by:</b>			
			
		_____ Leo Li/Project Engineer	
			
		_____ Eric Fu/Reviewer	



Unless otherwise agreed in writing, this document is issued by the Company subject to its General Conditions of Service printed overleaf, available on request or accessible at <https://www.sgs.com/en/Terms-and-Conditions>. Attention is drawn to the limitation of liability, indemnification and jurisdiction issues defined therein. Any holder of this document is advised that information contained hereon reflects the Company's findings at the time of its intervention only and within the limits of Client's instructions, if any. The Company's sole responsibility is to its Client and this document does not exonerate parties to a transaction from exercising all their rights and obligations under the transaction documents. This document cannot be reproduced except in full, without prior written approval of the Company. Any unauthorized alteration, forgery or falsification of the content or appearance of this document is unlawful and offenders may be prosecuted to the fullest extent of the law. Unless otherwise stated the results shown in this test report refer only to the sample(s) tested and such sample(s) are retained for 30 days only.

Attention: To check the authenticity of testing /inspection report & certificate, please contact us at telephone: (86-755) 8307 1443, or email: [CN.Doccheck@sgs.com](mailto:CN.Doccheck@sgs.com)

## 2 Test Summary

Radio Spectrum Technical Requirement				
Item	Standard	Method	Requirement	Result
Antenna Requirement	47 CFR Part 15, Subpart C	N/A	47 CFR Part 15, Subpart C 15.203	Pass

Radio Spectrum Matter Part				
Item	Standard	Method	Requirement	Result
20dB Bandwidth	47 CFR Part 15, Subpart C	ANSI C63.10 (2013) Section 6.9.2	47 CFR Part 15, Subpart C 15.215	Pass
Conducted Emissions at AC Mains Power Port (150kHz-30MHz)		ANSI C63.10 (2013) Section 6.2	47 CFR Part 15, Subpart C 15.207	Pass
Restricted Bands		ANSI C63.10 (2013) Section 6.10.5	47 CFR Part 15, Subpart C 15.205	Pass
Radiated Emissions (9kHz-30MHz)		ANSI C63.10 (2013) Section 6.4	47 CFR Part 15, Subpart C 15.205 & 15.209	Pass
Radiated Emissions (30MHz-1GHz)		ANSI C63.10 (2013) Section 6.5	47 CFR Part 15, Subpart C 15.205 & 15.209	Pass



Unless otherwise agreed in writing, this document is issued by the Company subject to its General Conditions of Service printed overleaf, available on request or accessible at <https://www.sgs.com/en/Terms-and-Conditions>. Attention is drawn to the limitation of liability, indemnification and jurisdiction issues defined therein. Any holder of this document is advised that information contained hereon reflects the Company's findings at the time of its intervention only and within the limits of Client's instructions, if any. The Company's sole responsibility is to its Client and this document does not exonerate parties to a transaction from exercising all their rights and obligations under the transaction documents. This document cannot be reproduced except in full, without prior written approval of the Company. Any unauthorized alteration, forgery or falsification of the content or appearance of this document is unlawful and offenders may be prosecuted to the fullest extent of the law. Unless otherwise stated the results shown in this test report refer only to the sample(s) tested and such sample(s) are retained for 30 days only.

Attention: To check the authenticity of testing /inspection report & certificate, please contact us at telephone: (86-755) 8307 1443, or email: [CN.Doccheck@sgs.com](mailto:CN.Doccheck@sgs.com)

### 3 Contents

	Page
<b>1 Cover Page</b> .....	<b>1</b>
<b>2 Test Summary</b> .....	<b>3</b>
<b>3 Contents</b> .....	<b>4</b>
<b>4 General Information</b> .....	<b>6</b>
4.1 Details of E.U.T. ....	6
4.2 Description of Support Units.....	6
4.3 Measurement Uncertainty .....	7
4.4 Test Location .....	8
4.5 Test Facility.....	8
4.6 Deviation from Standards.....	8
4.7 Abnormalities from Standard Conditions.....	8
<b>5 Equipment List</b> .....	<b>9</b>
<b>6 Radio Spectrum Technical Requirement</b> .....	<b>11</b>
6.1 Antenna Requirement .....	11
6.1.1 Test Requirement: .....	11
6.1.2 Conclusion.....	11
<b>7 Radio Spectrum Matter Test Results</b> .....	<b>12</b>
7.1 20dB Bandwidth .....	12
7.1.1 E.U.T. Operation .....	12
7.1.2 Test Mode Description .....	12
7.1.3 Test Setup Diagram .....	13
7.1.4 Measurement Procedure and Data.....	14
7.2 Conducted Emissions at AC Mains Power Port (150kHz-30MHz) .....	18
7.2.1 E.U.T. Operation .....	18
7.2.2 Test Mode Description .....	18
7.2.3 Test Setup Diagram .....	19
7.2.4 Measurement Procedure and Data.....	19
7.3 Restricted Bands.....	22
7.3.1 E.U.T. Operation .....	22
7.3.2 Test Mode Description .....	22
7.3.3 Test Setup Diagram .....	23
7.3.4 Measurement Procedure and Data.....	24
7.4 Radiated Emissions (9kHz-30MHz) .....	28
7.4.1 E.U.T. Operation .....	29
7.4.2 Test Mode Description .....	29
7.4.3 Test Setup Diagram .....	30
7.4.4 Measurement Procedure and Data.....	30
7.5 Radiated Emissions (30MHz-1GHz) .....	33
7.5.1 E.U.T. Operation .....	33



Unless otherwise agreed in writing, this document is issued by the Company subject to its General Conditions of Service printed overleaf, available on request or accessible at <https://www.sgs.com/en/Terms-and-Conditions>. Attention is drawn to the limitation of liability, indemnification and jurisdiction issues defined therein. Any holder of this document is advised that information contained hereon reflects the Company's findings at the time of its intervention only and within the limits of Client's instructions, if any. The Company's sole responsibility is to its Client and this document does not exonerate parties to a transaction from exercising all their rights and obligations under the transaction documents. This document cannot be reproduced except in full, without prior written approval of the Company. Any unauthorized alteration, forgery or falsification of the content or appearance of this document is unlawful and offenders may be prosecuted to the fullest extent of the law. Unless otherwise stated the results shown in this test report refer only to the sample(s) tested and such sample(s) are retained for 30 days only.

Attention: To check the authenticity of testing /inspection report & certificate, please contact us at telephone: (86-755) 8307 1443, or email: [CN.Doccheck@sgs.com](mailto:CN.Doccheck@sgs.com)

## SGS-CSTC Standards Technical Services Co., Ltd. Shenzhen Branch

SZEMC-TRF-01 Rev. A/1

Report No.: SZCR240100000201

Page: 5 of 39

7.5.2	Test Mode Description .....	33
7.5.3	Test Setup Diagram .....	34
7.5.4	Measurement Procedure and Data.....	35
<b>8</b>	<b>Test Setup Photo .....</b>	<b>39</b>
<b>9</b>	<b>EUT Constructional Details (EUT Photos).....</b>	<b>39</b>



Unless otherwise agreed in writing, this document is issued by the Company subject to its General Conditions of Service printed overleaf, available on request or accessible at <https://www.sgs.com/en/Terms-and-Conditions>. Attention is drawn to the limitation of liability, indemnification and jurisdiction issues defined therein. Any holder of this document is advised that information contained hereon reflects the Company's findings at the time of its intervention only and within the limits of Client's instructions, if any. The Company's sole responsibility is to its Client and this document does not exonerate parties to a transaction from exercising all their rights and obligations under the transaction documents. This document cannot be reproduced except in full, without prior written approval of the Company. Any unauthorized alteration, forgery or falsification of the content or appearance of this document is unlawful and offenders may be prosecuted to the fullest extent of the law. Unless otherwise stated the results shown in this test report refer only to the sample(s) tested and such sample(s) are retained for 30 days only.

Attention: To check the authenticity of testing /inspection report & certificate, please contact us at telephone: (86-755) 8307 1443, or email: [CN.Doccheck@sgs.com](mailto:CN.Doccheck@sgs.com)

## 4 General Information

### 4.1 Details of E.U.T.

Power supply:	Input: 12V/3A, 15V/2.66A Output: 15W Max/5W Max/5W Max Adapter Model: ASPD53a-P40W20 Input: 100-240V~,50/60Hz 1.0A Output: 5.0V/3.0A, 9.0V/3.0A, 12.0V/3.0A, 15.0V/2.66A, 20.0V/2.0A Wireless output: Output 1: 5W/7.5W/15W(for iPhone) Output 2: 5W(for TWS) Output 3: 5W(for iWatch)
Cable(s):	Type-C cable:150cm unshielded
Operation frequency:	Output 1 (for iPhone): 119.20-140.80kHz & 356.74-369.62kHz Output 2 (for TWS): 112.40-130.60kHz Output 3 (for iWatch): 324.4276-342.5276kHz
Modulation type:	Load modulation
Antenna type:	Loop Antenna

Remark: The information in this section is provided by the applicant or manufacturer, SGS is not liable to the accuracy, suitability, reliability or/and integrity of the information.

### 4.2 Description of Support Units

Description	Manufacturer	Model No.	Serial No.
Watch	Apple	Series 5	REF. No.SEA32A00
E-loading for iPhone	Anker	N/A	Client supply
E-loading for Earphone	Anker	N/A	Client supply



Unless otherwise agreed in writing, this document is issued by the Company subject to its General Conditions of Service printed overleaf, available on request or accessible at <https://www.sgs.com/en/Terms-and-Conditions>. Attention is drawn to the limitation of liability, indemnification and jurisdiction issues defined therein. Any holder of this document is advised that information contained hereon reflects the Company's findings at the time of its intervention only and within the limits of Client's instructions, if any. The Company's sole responsibility is to its Client and this document does not exonerate parties to a transaction from exercising all their rights and obligations under the transaction documents. This document cannot be reproduced except in full, without prior written approval of the Company. Any unauthorized alteration, forgery or falsification of the content or appearance of this document is unlawful and offenders may be prosecuted to the fullest extent of the law. Unless otherwise stated the results shown in this test report refer only to the sample(s) tested and such sample(s) are retained for 30 days only.

Attention: To check the authenticity of testing /inspection report & certificate, please contact us at telephone: (86-755) 8307 1443, or email: [CN.Doccheck@sgs.com](mailto:CN.Doccheck@sgs.com)

**4.3 Measurement Uncertainty**

Test Item	Measurement Uncertainty
20dB Bandwidth	± 0.3%
Conducted Emissions at AC Mains Power Port (150kHz-30MHz)	± 3.1dB
Restricted Bands	± 0.3%
Radiated Emissions (9kHz-30MHz)	± 3.6dB
Radiated Emissions (30MHz-1GHz)	± 6.0dB for 3m; ± 5.0dB for 10m

**Remark:**

The  $U_{lab}$  (lab Uncertainty) is less than  $U_{CISPR/ETSI}$  (CISPR/ETSI Uncertainty), so the test results

- compliance is deemed to occur if no measured disturbance level exceeds the disturbance limit;
- non-compliance is deemed to occur if any measured disturbance level exceeds the disturbance limit.



Unless otherwise agreed in writing, this document is issued by the Company subject to its General Conditions of Service printed overleaf, available on request or accessible at <https://www.sgs.com/en/Terms-and-Conditions>. Attention is drawn to the limitation of liability, indemnification and jurisdiction issues defined therein. Any holder of this document is advised that information contained hereon reflects the Company's findings at the time of its intervention only and within the limits of Client's instructions, if any. The Company's sole responsibility is to its Client and this document does not exonerate parties to a transaction from exercising all their rights and obligations under the transaction documents. This document cannot be reproduced except in full, without prior written approval of the Company. Any unauthorized alteration, forgery or falsification of the content or appearance of this document is unlawful and offenders may be prosecuted to the fullest extent of the law. Unless otherwise stated the results shown in this test report refer only to the sample(s) tested and such sample(s) are retained for 30 days only.

**Attention: To check the authenticity of testing /inspection report & certificate, please contact us at telephone: (86-755) 8307 1443, or email: CN.Doccheck@sgs.com**

SGS-CSTC Standards Technical Services Co., Ltd. Shenzhen Branch  
 No.1 Workshop, M-10, Middle Section, Science & Technology Park, Nanshan District, Shenzhen, Guangdong, China 518057 t (86-755) 26012053 f (86-755) 26710594 www.sgs.com.cn  
 中国·广东·深圳市南山区科技园中区M-10栋1号厂房 邮编: 518057 t (86-755) 26012053 f (86-755) 26710594 sgs.china@sgs.com

### 4.4 Test Location

All tests were performed at:

SGS-CSTC Standards Technical Services Co., Ltd., Shenzhen Branch

No. 1 Workshop, M-10, Middle Section, Science & Technology Park, Nanshan District, Shenzhen, Guangdong, China. 518057.

Tel: +86 755 2601 2053 Fax: +86 755 2671 0594

No tests were sub-contracted.

### 4.5 Test Facility

The test facility is recognized, certified, or accredited by the following organizations:

#### • A2LA (Certificate No. 3816.01)

SGS-CSTC Standards Technical Services Co., Ltd., Shenzhen EMC Laboratory is accredited by the American Association for Laboratory Accreditation(A2LA). Certificate No. 3816.01.

#### • VCCI (Member No. 1937)

The 3m Fully-anechoic chamber for above 1GHz, 10m Semi-anechoic chamber for below 1GHz, Shielded Room for Mains Port Conducted Interference Measurement and Telecommunication Port Conducted Interference Measurement of SGS-CSTC Standards Technical Services Co., Ltd. Shenzhen EMC laboratory have been registered in accordance with the Regulations for Voluntary Control Measures with Registration No.: G-20026, R-14188, C-12383 and T-11153 respectively.

#### • FCC –Designation Number: CN1336

SGS-CSTC Standards Technical Services Co., Ltd., Shenzhen EMC Laboratory has been recognized as an accredited testing laboratory.

Designation Number: CN1336. Test Firm Registration Number: 787754.

#### • Innovation, Science and Economic Development Canada

SGS-CSTC Standards Technical Services Co., Ltd., Shenzhen EMC Laboratory has been recognized by ISED as an accredited testing laboratory.

CAB identifier: CN0006.

IC#: 4620C.

### 4.6 Deviation from Standards

None

### 4.7 Abnormalities from Standard Conditions

None





## 5 Equipment List

20dB Bandwidth					
Equipment	Manufacturer	Model No.	Inventory No.	Cal Date	Cal Due Date
DC Power Supply	Zhao Xin	PS-305D	SEM011-13	2023-09-20	2024-09-19
Spectrum Analyzer	Rohde & Schwarz	FSP30	SEM004-06	2023-09-19	2024-09-18
Measurement Software	TST PASS	TST PASS V2.0	N/A	N/A	N/A
Coaxial Cable	SGS	N/A	SEM031-01	2023-07-07	2024-07-06
Attenuator	Huber+Suhner	6620_SMA-50-1	SEM021-09	2023-03-31	2024-03-30

Conducted Emissions at AC Mains Power Port (150kHz-30MHz)					
Equipment	Manufacturer	Model No.	Inventory No.	Cal Date	Cal Due Date
Shielding Room	ZhongYu Electron	GB-88	SEM001-06	2022-05-14	2025-05-13
EMI Test Receiver	Rohde&Schwarz	ESCI	SEM004-02	2023-03-20	2024-03-19
Measurement Software	AUDIX	e3 V8.2014-6-27a	N/A	N/A	N/A
Coaxial Cable	SGS	N/A	SEM024-01	2023-07-07	2024-07-06
LISN	Rohde&Schwarz	ENV216	SEM007-01	2023-09-19	2024-09-18
LISN	ETS-LINDGREN	3816/2	SEM007-02	2023-03-20	2024-03-19

Restricted Bands					
Equipment	Manufacturer	Model No.	Inventory No.	Cal Date	Cal Due Date
DC Power Supply	Zhao Xin	PS-305D	SEM011-13	2023-09-20	2024-09-19
Spectrum Analyzer	Rohde & Schwarz	FSP30	SEM004-06	2023-09-19	2024-09-18
Measurement Software	TST PASS	TST PASS V2.0	N/A	N/A	N/A
Coaxial Cable	SGS	N/A	SEM031-01	2023-07-07	2024-07-06
Attenuator	Huber+Suhner	6620_SMA-50-1	SEM021-09	2023-03-31	2024-03-30



Unless otherwise agreed in writing, this document is issued by the Company subject to its General Conditions of Service printed overleaf, available on request or accessible at <https://www.sgs.com/en/Terms-and-Conditions>. Attention is drawn to the limitation of liability, indemnification and jurisdiction issues defined therein. Any holder of this document is advised that information contained hereon reflects the Company's findings at the time of its intervention only and within the limits of Client's instructions, if any. The Company's sole responsibility is to its Client and this document does not exonerate parties to a transaction from exercising all their rights and obligations under the transaction documents. This document cannot be reproduced except in full, without prior written approval of the Company. Any unauthorized alteration, forgery or falsification of the content or appearance of this document is unlawful and offenders may be prosecuted to the fullest extent of the law. Unless otherwise stated the results shown in this test report refer only to the sample(s) tested and such sample(s) are retained for 30 days only.

Attention: To check the authenticity of testing /inspection report & certificate, please contact us at telephone: (86-755) 8307 1443, or email: [CN.Doccheck@sgs.com](mailto:CN.Doccheck@sgs.com)

<b>Radiated Emissions (9KHz-30MHz)</b>					
Equipment	Manufacturer	Model No.	Inventory No.	Cal Date	Cal Due Date
10m Semi-Anechoic Chamber	SAEMC	FSAC1018	SEM001-03	2021-03-27	2024-03-26
MXE EMI receiver	KEYSIGHT	N9038A	SEM004-16	2023-10-19	2024-10-18
Trilog-Broadband Antenna	Schwarzbeck	VULB9168	SEM003-18	2023-09-23	2025-09-22
Pre-amplifier	Sonoma Instrument Co	310N	SEM005-04	2023-03-31	2024-03-30
Loop Antenna	ETS-Lindgren	6502	SEM003-08	2023-11-20	2025-11-19
Measurement Software	AUDIX	e3 V8.2014-6-27	N/A	N/A	N/A
Coaxial Cable	SGS	N/A	SEM029-01	2023-07-07	2024-07-06

<b>Radiated Emissions (30MHz-1GHz)</b>					
Equipment	Manufacturer	Model No.	Inventory No.	Cal Date	Cal Due Date
10m Semi-Anechoic Chamber	SAEMC	FSAC1018	SEM001-03	2021-03-27	2024-03-26
MXE EMI receiver	KEYSIGHT	N9038A	SEM004-16	2023-10-19	2024-10-18
Trilog-Broadband Antenna	Schwarzbeck	VULB9168	SEM003-18	2023-09-23	2025-09-22
Pre-amplifier	Sonoma Instrument Co	310N	SEM005-04	2023-03-31	2024-03-30
Loop Antenna	ETS-Lindgren	6502	SEM003-08	2023-11-20	2025-11-19
Measurement Software	AUDIX	e3 V8.2014-6-27	N/A	N/A	N/A
Coaxial Cable	SGS	N/A	SEM029-01	2023-07-07	2024-07-06

<b>General used equipment</b>					
Equipment	Manufacturer	Model No.	Inventory No.	Cal Date	Cal Due Date
Humidity/ Temperature Indicator	deli	8838	SEM002-32	2023-07-28	2024-07-27
Humidity/ Temperature Indicator	deli	8838	SEM002-33	2023-07-28	2024-07-27
Barometer	Changchun Meteorological Industry Factory	DYM3	SEM002-01	2023-03-23	2024-03-22



Unless otherwise agreed in writing, this document is issued by the Company subject to its General Conditions of Service printed overleaf, available on request or accessible at <https://www.sgs.com/en/Terms-and-Conditions>. Attention is drawn to the limitation of liability, indemnification and jurisdiction issues defined therein. Any holder of this document is advised that information contained hereon reflects the Company's findings at the time of its intervention only and within the limits of Client's instructions, if any. The Company's sole responsibility is to its Client and this document does not exonerate parties to a transaction from exercising all their rights and obligations under the transaction documents. This document cannot be reproduced except in full, without prior written approval of the Company. Any unauthorized alteration, forgery or falsification of the content or appearance of this document is unlawful and offenders may be prosecuted to the fullest extent of the law. Unless otherwise stated the results shown in this test report refer only to the sample(s) tested and such sample(s) are retained for 30 days only.

Attention: To check the authenticity of testing /inspection report & certificate, please contact us at telephone: (86-755) 8307 1443, or email: CN.Doccheck@sgs.com

## 6 Radio Spectrum Technical Requirement

### 6.1 Antenna Requirement

#### 6.1.1 Test Requirement:

47 CFR Part 15, Subpart C 15.203

#### 6.1.2 Conclusion

Standard Requirement:

An intentional radiator shall be designed to ensure that no antenna other than that furnished by the responsible party shall be used with the device. The use of a antenna that uses a unique coupling to the intentional radiator, the manufacturer may design the unit permanently attached antenna or of an so that a broken antenna can be replaced by the user, but the use of a standard antenna jack or electrical connector is prohibited.

EUT Antenna:

The antenna is integrated on the main PCB and no consideration of replacement.

Refer to internal photos



## 7 Radio Spectrum Matter Test Results

### 7.1 20dB Bandwidth

Test Requirement 47 CFR Part 15, Subpart C 15.215

Test Method: ANSI C63.10 (2013) Section 6.9.2

Limit:

For report reference only

#### 7.1.1 E.U.T. Operation

Operating Environment:

Temperature: 22.9 °C Humidity: 35.1 % RH Atmospheric Pressure: 1020 mbar

#### 7.1.2 Test Mode Description

Pre-scan / Final test	Mode Code	Description
Pre-scan	00	Operation(Wireless):Keep the EUT pairing with other devices(Output1: 5W).
Final test	01	Operation(Wireless):Keep the EUT pairing with other devices(Output1: 7.5W).
Pre-scan	02	Operation(Wireless):Keep the EUT pairing with other devices(Output1: 10W).
Final test	03	Operation(Wireless):Keep the EUT pairing with other devices(Output1: 15W).
Final test	04	Operation(Wireless):Keep the EUT pairing with other devices(Output2: 5W).
Final test	05	Operation(Wireless):Keep the EUT pairing with other devices(Output3: 5W).
Pre-scan	06	Operation(Wireless):Keep the EUT pairing with other devices(Output1: 5W+Output2: 5W).
Pre-scan	07	Operation(Wireless):Keep the EUT pairing with other devices(Output1: 7.5W+Output2: 5W).
Pre-scan	08	Operation(Wireless):Keep the EUT pairing with other devices(Output1: 10W+Output2: 5W).
Pre-scan	09	Operation(Wireless):Keep the EUT pairing with other devices(Output1: 15W+Output2: 5W).
Pre-scan	10	Operation(Wireless):Keep the EUT pairing with other devices(Output1: 5W+Output 3: 5W).
Pre-scan	11	Operation(Wireless):Keep the EUT pairing with other devices(Output1: 7.5W+Output3: 5W).
Pre-scan	12	Operation(Wireless):Keep the EUT pairing with other devices(Output1: 10W+Output 3: 5W).
Pre-scan	13	Operation(Wireless):Keep the EUT pairing with other devices(Output1: 15W+Output 3: 5W).
Pre-scan	14	Operation(Wireless):Keep the EUT pairing with other devices(Output2: 5W+Output 3: 5W).
Pre-scan	15	Operation(Wireless):Keep the EUT pairing with other devices(Output1: 5W+Output2:

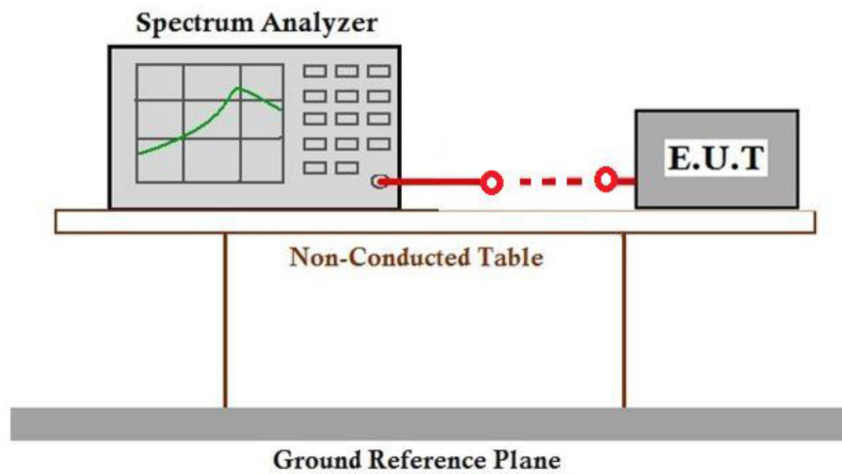


Unless otherwise agreed in writing, this document is issued by the Company subject to its General Conditions of Service printed overleaf, available on request or accessible at <https://www.sgs.com/en/Terms-and-Conditions>. Attention is drawn to the limitation of liability, indemnification and jurisdiction issues defined therein. Any holder of this document is advised that information contained hereon reflects the Company's findings at the time of its intervention only and within the limits of Client's instructions, if any. The Company's sole responsibility is to its Client and this document does not exonerate parties to a transaction from exercising all their rights and obligations under the transaction documents. This document cannot be reproduced except in full, without prior written approval of the Company. Any unauthorized alteration, forgery or falsification of the content or appearance of this document is unlawful and offenders may be prosecuted to the fullest extent of the law. Unless otherwise stated the results shown in this test report refer only to the sample(s) tested and such sample(s) are retained for 30 days only.

Attention: To check the authenticity of testing /inspection report & certificate, please contact us at telephone: (86-755) 8307 1443, or email: [CN.Doccheck@sgs.com](mailto:CN.Doccheck@sgs.com)

		5W+Output 3: 5W).
Pre-scan	16	Operation(Wireless):Keep the EUT pairing with other devices(Output1: 7.5W+Output2: 5W+Output 3: 5W).
Pre-scan	17	Operation(Wireless):Keep the EUT pairing with other devices(Output1: 10W+Output2: 5W+Output 3: 5W).
Pre-scan	18	Operation(Wireless):Keep the EUT pairing with other devices(Output1: 15W+Output2: 5W+Output 3: 5W).

### 7.1.3 Test Setup Diagram



Unless otherwise agreed in writing, this document is issued by the Company subject to its General Conditions of Service printed overleaf, available on request or accessible at <https://www.sgs.com/en/Terms-and-Conditions>. Attention is drawn to the limitation of liability, indemnification and jurisdiction issues defined therein. Any holder of this document is advised that information contained hereon reflects the Company's findings at the time of its intervention only and within the limits of Client's instructions, if any. The Company's sole responsibility is to its Client and this document does not exonerate parties to a transaction from exercising all their rights and obligations under the transaction documents. This document cannot be reproduced except in full, without prior written approval of the Company. Any unauthorized alteration, forgery or falsification of the content or appearance of this document is unlawful and offenders may be prosecuted to the fullest extent of the law. Unless otherwise stated the results shown in this test report refer only to the sample(s) tested and such sample(s) are retained for 30 days only.

### 7.1.4 Measurement Procedure and Data

#### Mode 03

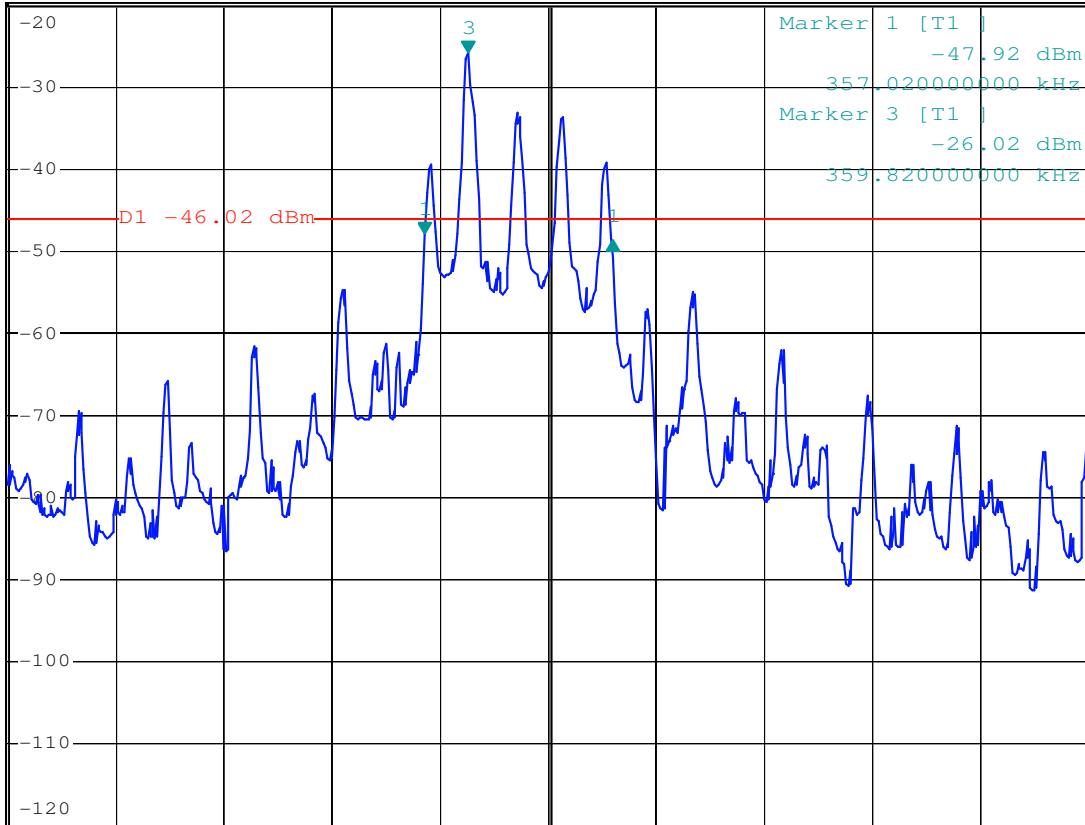


\*RBW 300 Hz      Delta 1 [T1 ]  
 \*VBW 1 kHz                                      -0.88 dB  
 SWT 780 ms                                      12.180000000 kHz

Ref -20 dBm

Att 10 dB

1 PK  
VIEW



Center 365 kHz

7 kHz/

Span 70 kHz



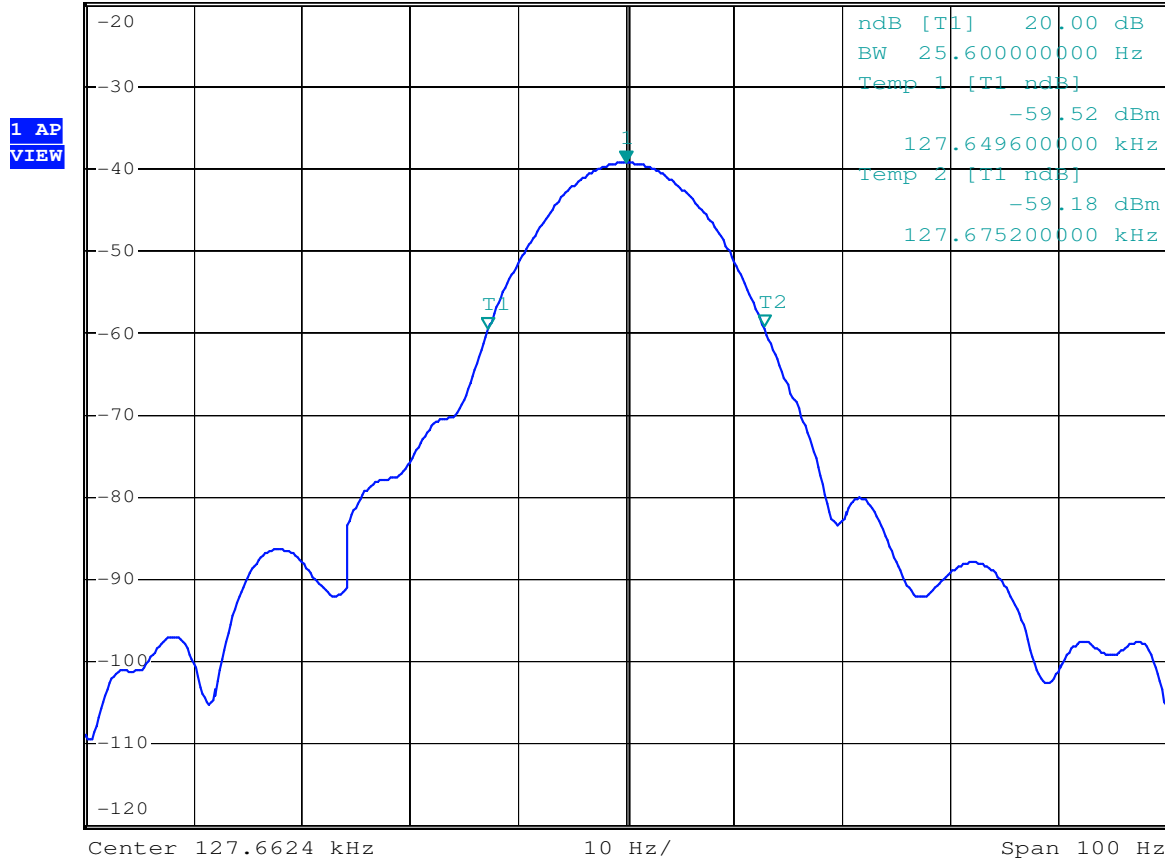
Unless otherwise agreed in writing, this document is issued by the Company subject to its General Conditions of Service printed overleaf, available on request or accessible at <https://www.sgs.com/en/Terms-and-Conditions>. Attention is drawn to the limitation of liability, indemnification and jurisdiction issues defined therein. Any holder of this document is advised that information contained hereon reflects the Company's findings at the time of its intervention only and within the limits of Client's instructions, if any. The Company's sole responsibility is to its Client and this document does not exonerate parties to a transaction from exercising all their rights and obligations under the transaction documents. This document cannot be reproduced except in full, without prior written approval of the Company. Any unauthorized alteration, forgery or falsification of the content or appearance of this document is unlawful and offenders may be prosecuted to the fullest extent of the law. Unless otherwise stated the results shown in this test report refer only to the sample(s) tested and such sample(s) are retained for 30 days only.

Attention: To check the authenticity of testing /inspection report & certificate, please contact us at telephone: (86-755) 8307 1443, or email: [CN.Doccheck@sgs.com](mailto:CN.Doccheck@sgs.com)

### Mode 01



\*RBW 10 Hz      Marker 1 [T1 ]  
 VBW 30 Hz      -39.34 dBm  
 Ref -20 dBm      Att 10 dB      SWT 1 s      127.662400000 kHz



1 AP  
VIEW

A



Unless otherwise agreed in writing, this document is issued by the Company subject to its General Conditions of Service printed overleaf, available on request or accessible at <https://www.sgs.com/en/Terms-and-Conditions>. Attention is drawn to the limitation of liability, indemnification and jurisdiction issues defined therein. Any holder of this document is advised that information contained hereon reflects the Company's findings at the time of its intervention only and within the limits of Client's instructions, if any. The Company's sole responsibility is to its Client and this document does not exonerate parties to a transaction from exercising all their rights and obligations under the transaction documents. This document cannot be reproduced except in full, without prior written approval of the Company. Any unauthorized alteration, forgery or falsification of the content or appearance of this document is unlawful and offenders may be prosecuted to the fullest extent of the law. Unless otherwise stated the results shown in this test report refer only to the sample(s) tested and such sample(s) are retained for 30 days only.

### Mode 04

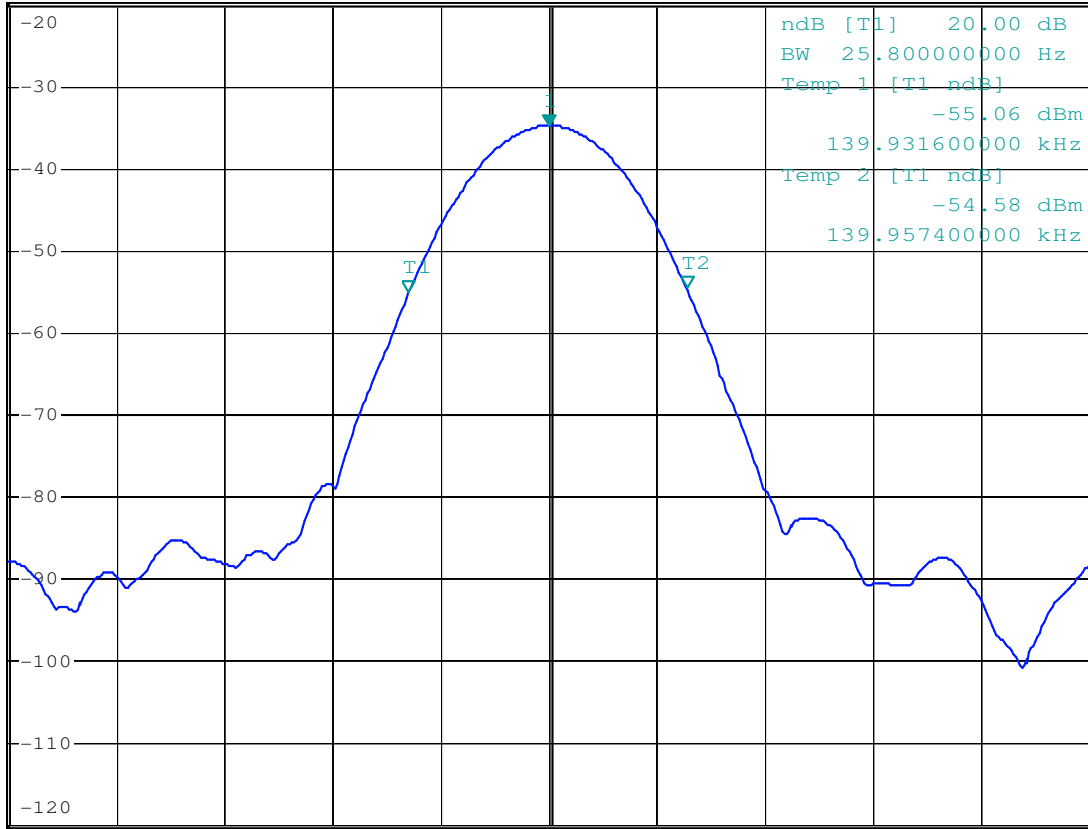


\*RBW 10 Hz      Marker 1 [T1]      -34.84 dBm  
 \*VBW 3 kHz  
 SWT 1 s      139.944600000 kHz

Ref -20 dBm

Att 10 dB

1 PK  
VIEW



Center 139.9446 kHz

10 Hz/

Span 100 Hz



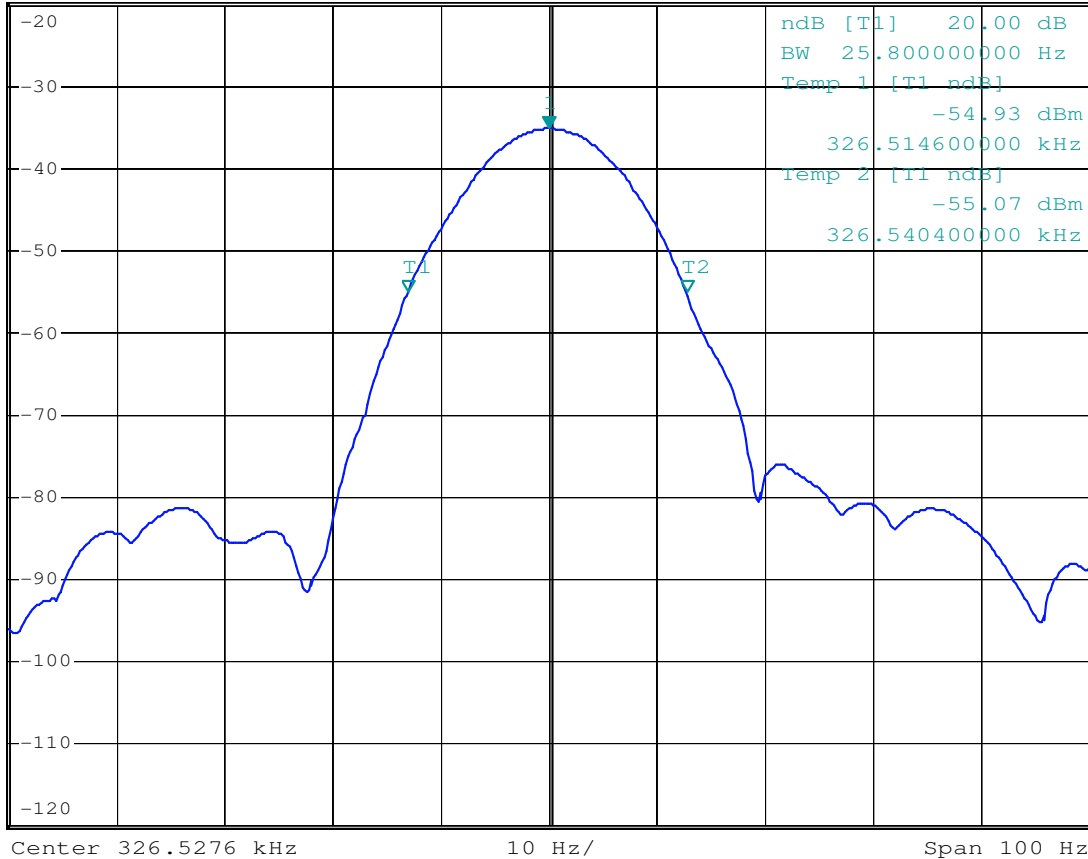


### Mode 05



\*RBW 10 Hz      Marker 1 [T1]      -35.19 dBm  
 \*VBW 3 kHz  
 Ref -20 dBm      Att 10 dB      SWT 1 s      326.527600000 kHz

1 PK  
VIEW



Unless otherwise agreed in writing, this document is issued by the Company subject to its General Conditions of Service printed overleaf, available on request or accessible at <https://www.sgs.com/en/Terms-and-Conditions>. Attention is drawn to the limitation of liability, indemnification and jurisdiction issues defined therein. Any holder of this document is advised that information contained hereon reflects the Company's findings at the time of its intervention only and within the limits of Client's instructions, if any. The Company's sole responsibility is to its Client and this document does not exonerate parties to a transaction from exercising all their rights and obligations under the transaction documents. This document cannot be reproduced except in full, without prior written approval of the Company. Any unauthorized alteration, forgery or falsification of the content or appearance of this document is unlawful and offenders may be prosecuted to the fullest extent of the law. Unless otherwise stated the results shown in this test report refer only to the sample(s) tested and such sample(s) are retained for 30 days only.

Attention: To check the authenticity of testing /inspection report & certificate, please contact us at telephone: (86-755) 8307 1443, or email: [CN.Doccheck@sgs.com](mailto:CN.Doccheck@sgs.com)  
 No.1 Workshop, M-10, Middle Section, Science & Technology Park, Nanshan District, Shenzhen, Guangdong, China 518057 t (86-755) 26012053 f (86-755) 26710594 www.sgs.com.cn  
 中国·广东·深圳市南山区科技园中区M-10栋1号厂房 邮编: 518057 t (86-755) 26012053 f (86-755) 26710594 sgs.china@sgs.com

**7.2 Conducted Emissions at AC Mains Power Port (150kHz-30MHz)**

Test Requirement 47 CFR Part 15, Subpart C 15.207

Test Method: ANSI C63.10 (2013) Section 6.2

Limit:

Frequency of emission(MHz)	Conducted limit(dBµV)	
	Quasi-peak	Average
0.15-0.5	66 to 56*	56 to 46*
0.5-5	56	46
5-30	60	50

\*Decreases with the logarithm of the frequency.

**7.2.1 E.U.T. Operation**

Operating Environment:

Temperature: 23.4 °C Humidity: 47.3 % RH Atmospheric Pressure: 1000 mbar

**7.2.2 Test Mode Description**

Pre-scan / Final test	Mode Code	Description
Pre-scan	00	Operation(Wireless):Keep the EUT pairing with other devices(Output1: 5W).
Pre-scan	01	Operation(Wireless):Keep the EUT pairing with other devices(Output1: 7.5W).
Pre-scan	02	Operation(Wireless):Keep the EUT pairing with other devices(Output1: 10W).
Pre-scan	03	Operation(Wireless):Keep the EUT pairing with other devices(Output1: 15W).
Pre-scan	04	Operation(Wireless):Keep the EUT pairing with other devices(Output2: 5W).
Pre-scan	05	Operation(Wireless):Keep the EUT pairing with other devices(Output3: 5W).
Pre-scan	06	Operation(Wireless):Keep the EUT pairing with other devices(Output1: 5W+Output2: 5W).
Pre-scan	07	Operation(Wireless):Keep the EUT pairing with other devices(Output1: 7.5W+Output2: 5W).
Pre-scan	08	Operation(Wireless):Keep the EUT pairing with other devices(Output1: 10W+Output2: 5W).
Pre-scan	09	Operation(Wireless):Keep the EUT pairing with other devices(Output1: 15W+Output2: 5W).
Pre-scan	10	Operation(Wireless):Keep the EUT pairing with other devices(Output1: 5W+Output 3: 5W).
Pre-scan	11	Operation(Wireless):Keep the EUT pairing with other devices(Output1: 7.5W+Output3: 5W).
Pre-scan	12	Operation(Wireless):Keep the EUT pairing with other devices(Output1: 10W+Output 3: 5W).
Pre-scan	13	Operation(Wireless):Keep the EUT pairing with other devices(Output1: 15W+Output 3: 5W).

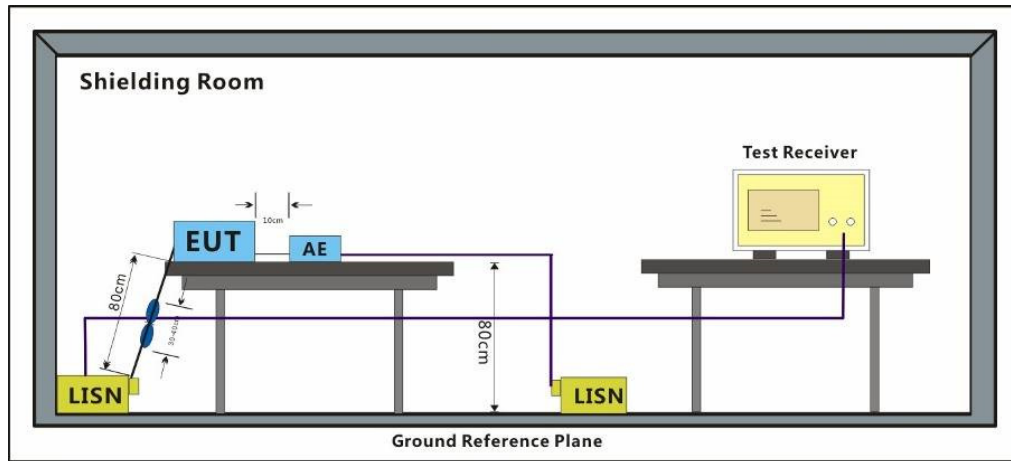


Unless otherwise agreed in writing, this document is issued by the Company subject to its General Conditions of Service printed overleaf, available on request or accessible at <https://www.sgs.com/en/Terms-and-Conditions>. Attention is drawn to the limitation of liability, indemnification and jurisdiction issues defined therein. Any holder of this document is advised that information contained hereon reflects the Company's findings at the time of its intervention only and within the limits of Client's instructions, if any. The Company's sole responsibility is to its Client and this document does not exonerate parties to a transaction from exercising all their rights and obligations under the transaction documents. This document cannot be reproduced except in full, without prior written approval of the Company. Any unauthorized alteration, forgery or falsification of the content or appearance of this document is unlawful and offenders may be prosecuted to the fullest extent of the law. Unless otherwise stated the results shown in this test report refer only to the sample(s) tested and such sample(s) are retained for 30 days only.

Attention: To check the authenticity of testing /inspection report & certificate, please contact us at telephone: (86-755) 8307 1443, or email: CN.Doccheck@sgs.com

Pre-scan	14	Operation(Wireless):Keep the EUT pairing with other devices(Output2: 5W+Output 3: 5W).
Pre-scan	15	Operation(Wireless):Keep the EUT pairing with other devices(Output1: 5W+Output2: 5W+Output 3: 5W).
Pre-scan	16	Operation(Wireless):Keep the EUT pairing with other devices(Output1: 7.5W+Output2: 5W+Output 3: 5W).
Pre-scan	17	Operation(Wireless):Keep the EUT pairing with other devices(Output1: 10W+Output2: 5W+Output 3: 5W).
Final test	18	Operation(Wireless):Keep the EUT pairing with other devices(Output1: 15W+Output2: 5W+Output 3: 5W).

### 7.2.3 Test Setup Diagram



### 7.2.4 Measurement Procedure and Data

- 1) The mains terminal disturbance voltage test was conducted in a shielded room.
- 2) The EUT was connected to AC power source through a LISN 1 (Line Impedance Stabilization Network) which provides a 50ohm/50μH + 5ohm linear impedance. The power cables of all other units of the EUT were connected to a second LISN 2, which was bonded to the ground reference plane in the same way as the LISN 1 for the unit being measured. A multiple socket outlet strip was used to connect multiple power cables to a single LISN provided the rating of the LISN was not exceeded.
- 3) The tabletop EUT was placed upon a non-metallic table 0.8m above the ground reference plane. And for floor-standing arrangement, the EUT was placed on the horizontal ground reference plane,
- 4) The test was performed with a vertical ground reference plane. The rear of the EUT shall be 0.4 m from the vertical ground reference plane. The vertical ground reference plane was bonded to the horizontal ground reference plane. The LISN 1 was placed 0.8 m from the boundary of the unit under test and bonded to a ground reference plane for LISNs mounted on top of the ground reference plane. This distance was between the closest points of the LISN 1 and the EUT. All other units of the EUT and associated equipment was at least 0.8 m from the LISN 2.
- 5) In order to find the maximum emission, the relative positions of equipment and all of the interface cables must be changed according to ANSI C63.10 on conducted measurement.

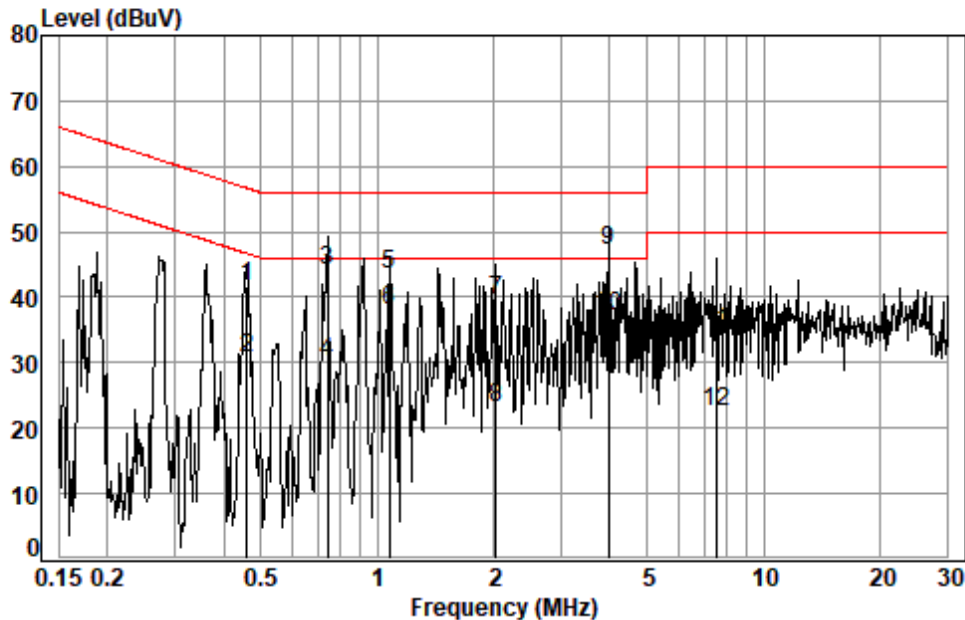
Remark: Level=Read Level+ Cable Loss+ LISN Factor



Unless otherwise agreed in writing, this document is issued by the Company subject to its General Conditions of Service printed overleaf, available on request or accessible at <https://www.sgs.com/en/Terms-and-Conditions>. Attention is drawn to the limitation of liability, indemnification and jurisdiction issues defined therein. Any holder of this document is advised that information contained hereon reflects the Company's findings at the time of its intervention only and within the limits of Client's instructions, if any. The Company's sole responsibility is to its Client and this document does not exonerate parties to a transaction from exercising all their rights and obligations under the transaction documents. This document cannot be reproduced except in full, without prior written approval of the Company. Any unauthorized alteration, forgery or falsification of the content or appearance of this document is unlawful and offenders may be prosecuted to the fullest extent of the law. Unless otherwise stated the results shown in this test report refer only to the sample(s) tested and such sample(s) are retained for 30 days only.  
Attention: To check the authenticity of testing /inspection report & certificate, please contact us at telephone: (86-755) 8307 1443, or email: CN.Doccheck@sgs.com

No.1 Workshop, M-10, Middle Section, Science & Technology Park, Nanshan District, Shenzhen, Guangdong, China 518057 t (86-755) 26012053 f (86-755) 26710594 www.sgs.com.cn  
中国·广东·深圳市南山区科技园中区M-10栋1号厂房 邮编: 518057 t (86-755) 26012053 f (86-755) 26710594 sgs.china@sgs.com

Test Mode: 18; Line: Live line



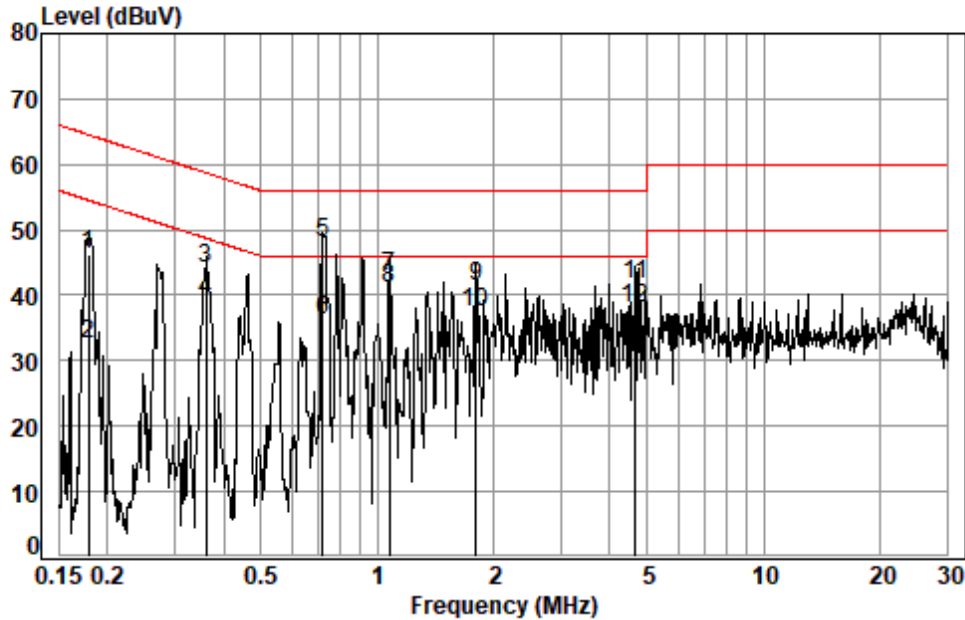
Site : Shielding Room  
 Condition: Line  
 Job No. : 00002AT  
 Test mode: 18

	Freq	Cable Loss	LISN Factor	Read Level	Limit Level	Limit Line	Over Limit	Remark
	MHz	dB	dB	dBuV	dBuV	dBuV	dB	
1	0.4588	0.04	10.34	31.22	41.60	56.71	-15.11	QP
2	0.4588	0.04	10.34	20.27	30.65	46.71	-16.06	Average
3	0.7430	0.05	10.34	33.70	44.09	56.00	-11.91	QP
4	0.7430	0.05	10.34	19.58	29.97	46.00	-16.03	Average
5	1.0767	0.06	10.37	33.04	43.47	56.00	-12.53	QP
6 *	1.0767	0.06	10.37	27.64	38.07	46.00	-7.93	Average
7	2.0333	0.07	10.39	29.20	39.66	56.00	-16.34	QP
8	2.0333	0.07	10.39	12.79	23.25	46.00	-22.75	Average
9 *	3.9639	0.08	10.68	36.51	47.27	56.00	-8.73	QP
10	3.9639	0.08	10.68	26.41	37.17	46.00	-8.83	Average
11	7.5658	0.13	11.17	23.25	34.55	60.00	-25.45	QP
12	7.5658	0.13	11.17	11.26	22.56	50.00	-27.44	Average



Unless otherwise agreed in writing, this document is issued by the Company subject to its General Conditions of Service printed overleaf, available on request or accessible at <https://www.sgs.com/en/Terms-and-Conditions>. Attention is drawn to the limitation of liability, indemnification and jurisdiction issues defined therein. Any holder of this document is advised that information contained hereon reflects the Company's findings at the time of its intervention only and within the limits of Client's instructions, if any. The Company's sole responsibility is to its Client and this document does not exonerate parties to a transaction from exercising all their rights and obligations under the transaction documents. This document cannot be reproduced except in full, without prior written approval of the Company. Any unauthorized alteration, forgery or falsification of the content or appearance of this document is unlawful and offenders may be prosecuted to the fullest extent of the law. Unless otherwise stated the results shown in this test report refer only to the sample(s) tested and such sample(s) are retained for 30 days only.

Test Mode: 18; Line: Neutral Line



Site : Shielding Room  
 Condition: Neutral  
 Job No. : 00002AT  
 Test mode: 18

	Freq	Cable Loss	LISN Factor	Read Level	Limit Level	Limit Line	Over Limit	Remark
	MHz	dB	dB	dBuV	dBuV	dBuV	dB	
1	0.1787	0.02	10.25	36.00	46.27	64.55	-18.28	QP
2	0.1787	0.02	10.25	22.41	32.68	54.55	-21.87	Average
3	0.3615	0.03	10.28	33.82	44.13	58.69	-14.56	QP
4	0.3615	0.03	10.28	28.83	39.14	48.69	-9.55	Average
5 *	0.7236	0.05	10.34	37.67	48.06	56.00	-7.94	QP
6	0.7236	0.05	10.34	25.92	36.31	46.00	-9.69	Average
7	1.0767	0.06	10.32	32.66	43.04	56.00	-12.96	QP
8 *	1.0767	0.06	10.32	30.59	40.97	46.00	-5.03	Average
9	1.8000	0.07	10.33	31.09	41.49	56.00	-14.51	QP
10	1.8000	0.07	10.33	26.95	37.35	46.00	-8.65	Average
11	4.6715	0.09	10.71	30.93	41.73	56.00	-14.27	QP
12	4.6715	0.09	10.71	27.34	38.14	46.00	-7.86	Average



Unless otherwise agreed in writing, this document is issued by the Company subject to its General Conditions of Service printed overleaf, available on request or accessible at <https://www.sgs.com/en/Terms-and-Conditions>. Attention is drawn to the limitation of liability, indemnification and jurisdiction issues defined therein. Any holder of this document is advised that information contained hereon reflects the Company's findings at the time of its intervention only and within the limits of Client's instructions, if any. The Company's sole responsibility is to its Client and this document does not exonerate parties to a transaction from exercising all their rights and obligations under the transaction documents. This document cannot be reproduced except in full, without prior written approval of the Company. Any unauthorized alteration, forgery or falsification of the content or appearance of this document is unlawful and offenders may be prosecuted to the fullest extent of the law. Unless otherwise stated the results shown in this test report refer only to the sample(s) tested and such sample(s) are retained for 30 days only.

**7.3 Restricted Bands**

Test Requirement 47 CFR Part 15, Subpart C 15.205  
 Test Method: ANSI C63.10 (2013) Section 6.10.5

Limit:

The fundamental wave could not fall in the restricted band 90KHz-110KHz

**7.3.1 E.U.T. Operation**

Operating Environment:

Temperature: 22.9 °C Humidity: 35.1 % RH Atmospheric Pressure: 1020 mbar

**7.3.2 Test Mode Description**

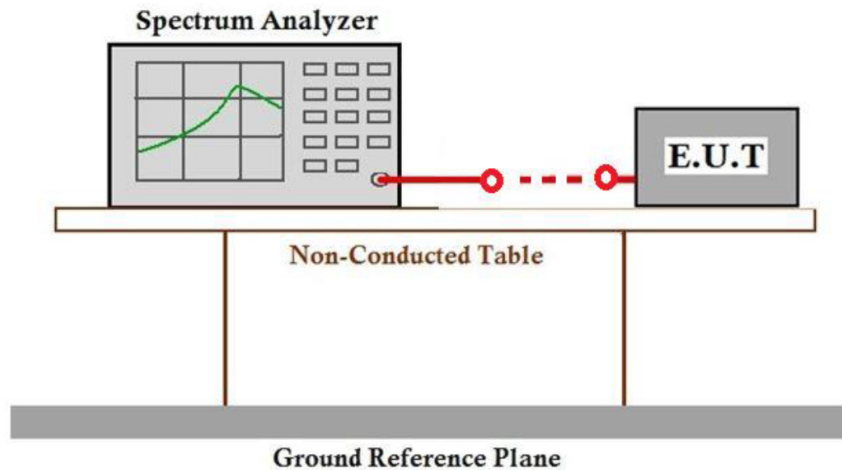
Pre-scan / Final test	Mode Code	Description
Final test	00	Operation(Wireless):Keep the EUT pairing with other devices(Output1: 5W).
Pre-scan	01	Operation(Wireless):Keep the EUT pairing with other devices(Output1: 7.5W).
Pre-scan	02	Operation(Wireless):Keep the EUT pairing with other devices(Output1: 10W).
Final test	03	Operation(Wireless):Keep the EUT pairing with other devices(Output1: 15W).
Final test	04	Operation(Wireless):Keep the EUT pairing with other devices(Output2: 5W).
Final test	05	Operation(Wireless):Keep the EUT pairing with other devices(Output3: 5W).
Pre-scan	06	Operation(Wireless):Keep the EUT pairing with other devices(Output1: 5W+Output2: 5W).
Pre-scan	07	Operation(Wireless):Keep the EUT pairing with other devices(Output1: 7.5W+Output2: 5W).
Pre-scan	08	Operation(Wireless):Keep the EUT pairing with other devices(Output1: 10W+Output2: 5W).
Pre-scan	09	Operation(Wireless):Keep the EUT pairing with other devices(Output1: 15W+Output2: 5W).
Pre-scan	10	Operation(Wireless):Keep the EUT pairing with other devices(Output1: 5W+Output 3: 5W).
Pre-scan	11	Operation(Wireless):Keep the EUT pairing with other devices(Output1: 7.5W+Output3: 5W).
Pre-scan	12	Operation(Wireless):Keep the EUT pairing with other devices(Output1: 10W+Output 3: 5W).
Pre-scan	13	Operation(Wireless):Keep the EUT pairing with other devices(Output1: 15W+Output 3: 5W).
Pre-scan	14	Operation(Wireless):Keep the EUT pairing with other devices(Output2: 5W+Output 3: 5W).
Pre-scan	15	Operation(Wireless):Keep the EUT pairing with other devices(Output1: 5W+Output2: 5W+Output 3: 5W).
Pre-scan	16	Operation(Wireless):Keep the EUT pairing with other devices(Output1: 7.5W+Output2: 5W+Output 3: 5W).



Unless otherwise agreed in writing, this document is issued by the Company subject to its General Conditions of Service printed overleaf, available on request or accessible at <https://www.sgs.com/en/Terms-and-Conditions>. Attention is drawn to the limitation of liability, indemnification and jurisdiction issues defined therein. Any holder of this document is advised that information contained hereon reflects the Company's findings at the time of its intervention only and within the limits of Client's instructions, if any. The Company's sole responsibility is to its Client and this document does not exonerate parties to a transaction from exercising all their rights and obligations under the transaction documents. This document cannot be reproduced except in full, without prior written approval of the Company. Any unauthorized alteration, forgery or falsification of the content or appearance of this document is unlawful and offenders may be prosecuted to the fullest extent of the law. Unless otherwise stated the results shown in this test report refer only to the sample(s) tested and such sample(s) are retained for 30 days only.

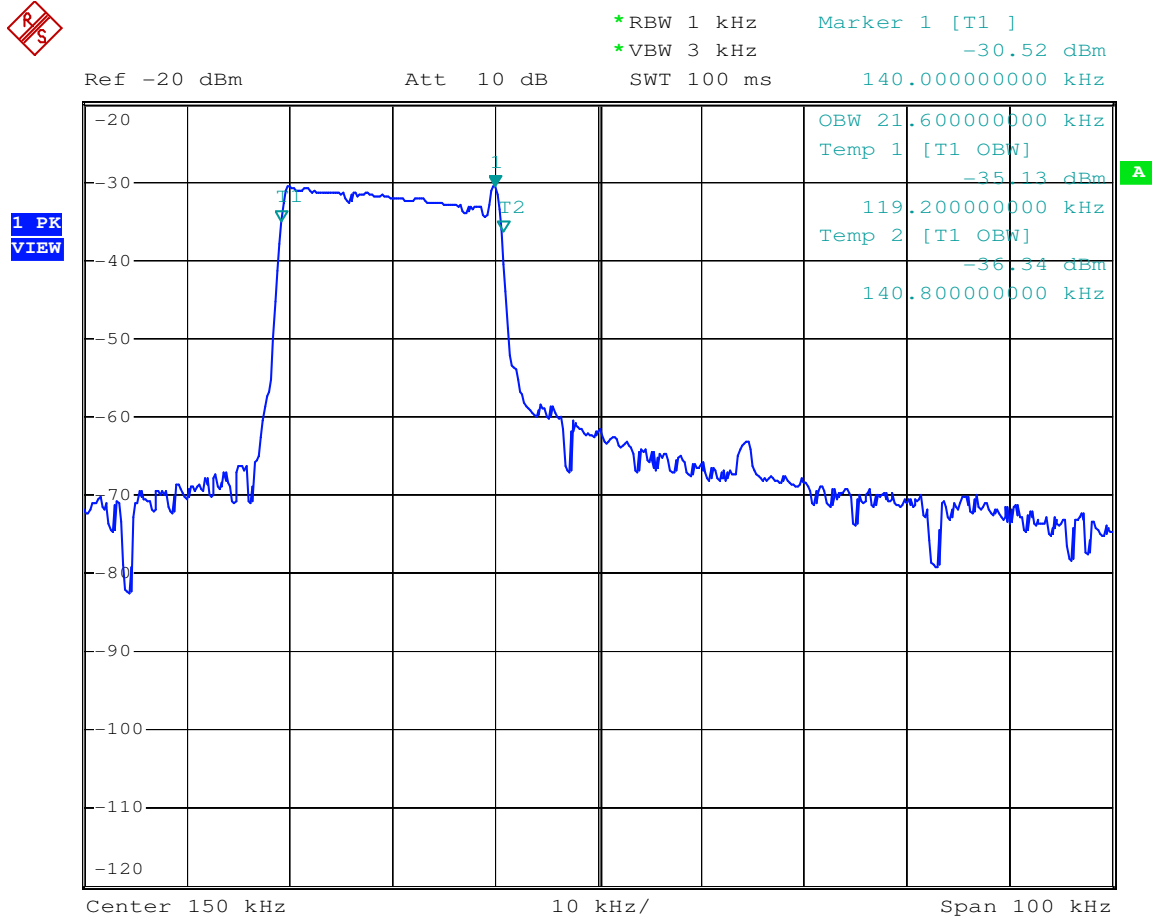
Pre-scan	17	Operation(Wireless):Keep the EUT pairing with other devices(Output1: 10W+Output2: 5W+Output 3: 5W).
Pre-scan	18	Operation(Wireless):Keep the EUT pairing with other devices(Output1: 15W+Output2: 5W+Output 3: 5W).

### 7.3.3 Test Setup Diagram



### 7.3.4 Measurement Procedure and Data

Mode 00:



Unless otherwise agreed in writing, this document is issued by the Company subject to its General Conditions of Service printed overleaf, available on request or accessible at <https://www.sgs.com/en/Terms-and-Conditions>. Attention is drawn to the limitation of liability, indemnification and jurisdiction issues defined therein. Any holder of this document is advised that information contained hereon reflects the Company's findings at the time of its intervention only and within the limits of Client's instructions, if any. The Company's sole responsibility is to its Client and this document does not exonerate parties to a transaction from exercising all their rights and obligations under the transaction documents. This document cannot be reproduced except in full, without prior written approval of the Company. Any unauthorized alteration, forgery or falsification of the content or appearance of this document is unlawful and offenders may be prosecuted to the fullest extent of the law. Unless otherwise stated the results shown in this test report refer only to the sample(s) tested and such sample(s) are retained for 30 days only.

Attention: To check the authenticity of testing /inspection report & certificate, please contact us at telephone: (86-755) 8307 1443, or email: [CN.Doccheck@sgs.com](mailto:CN.Doccheck@sgs.com)

SGS-CSTC Standards Technical Services Co., Ltd. No.1 Workshop, M-10, Middle Section, Science & Technology Park, Nanshan District, Shenzhen, Guangdong, China 518057 t (86-755) 26012053 f (86-755) 26710594 www.sgs.com.cn  
 Shenzhen Branch Technical Services Co., Ltd. Laboratory. 中国·广东·深圳市南山区科技园中区M-10栋1号厂房 邮编: 518057 t (86-755) 26012053 f (86-755) 26710594 sgs.china@sgs.com



Mode 05:



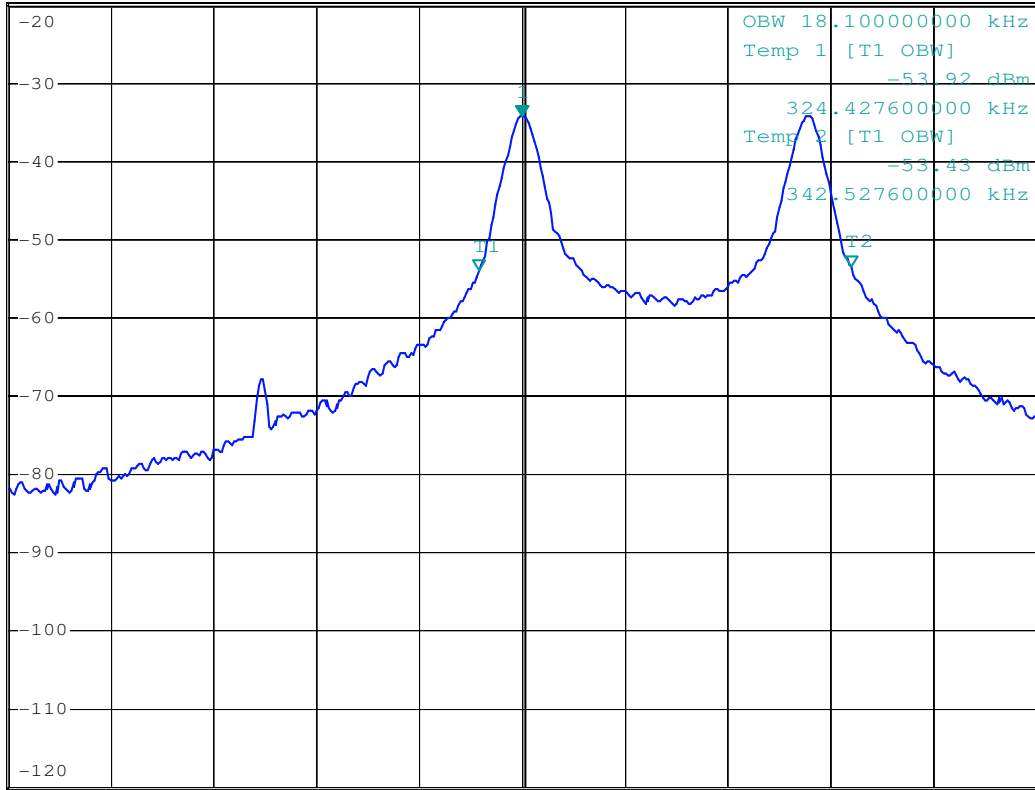
\*RBW 1 kHz      Marker 1 [T1 ]  
 \*VBW 3 kHz      -34.26 dBm  
 SWT 50 ms      326.52760000 kHz

Ref -20 dBm

Att 10 dB

OBW 18.10000000 kHz

1 PK  
VIEW



Center 326.5276 kHz

5 kHz/

Span 50 kHz



Unless otherwise agreed in writing, this document is issued by the Company subject to its General Conditions of Service printed overleaf, available on request or accessible at <https://www.sgs.com/en/Terms-and-Conditions>. Attention is drawn to the limitation of liability, indemnification and jurisdiction issues defined therein. Any holder of this document is advised that information contained hereon reflects the Company's findings at the time of its intervention only and within the limits of Client's instructions, if any. The Company's sole responsibility is to its Client and this document does not exonerate parties to a transaction from exercising all their rights and obligations under the transaction documents. This document cannot be reproduced except in full, without prior written approval of the Company. Any unauthorized alteration, forgery or falsification of the content or appearance of this document is unlawful and offenders may be prosecuted to the fullest extent of the law. Unless otherwise stated the results shown in this test report refer only to the sample(s) tested and such sample(s) are retained for 30 days only.

Attention: To check the authenticity of testing /inspection report & certificate, please contact us at telephone: (86-755) 8307 1443, or email: [CN.Doccheck@sgs.com](mailto:CN.Doccheck@sgs.com)

Mode 03:

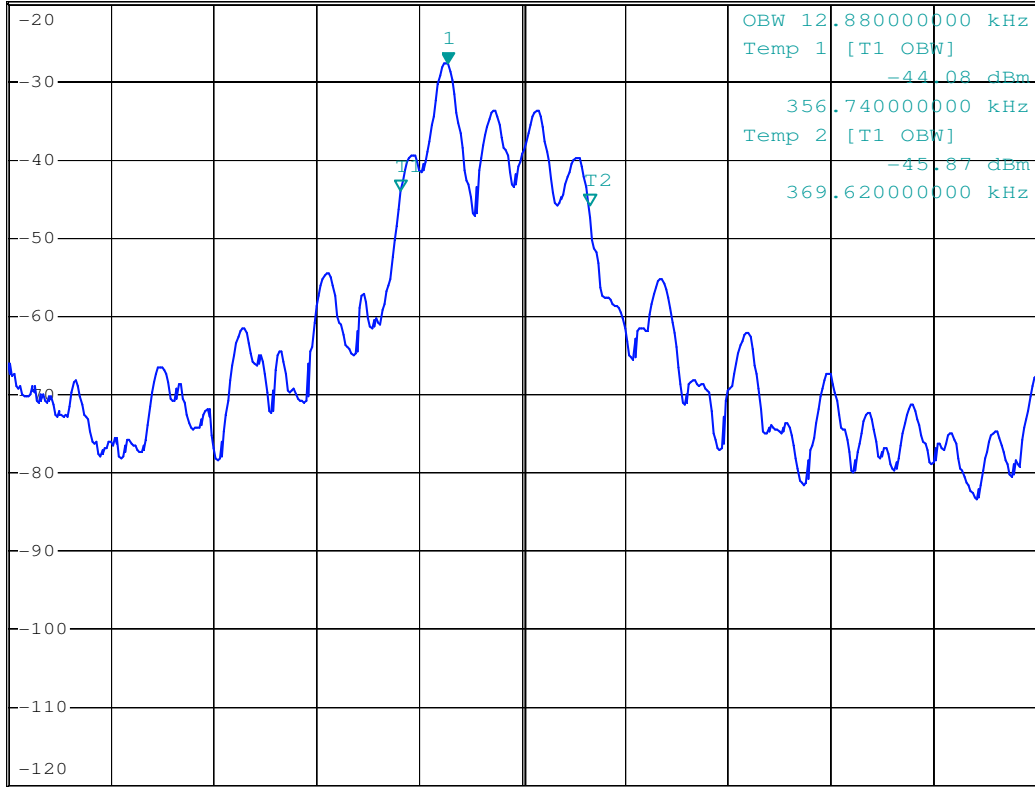


\*RBW 1 kHz      Marker 1 [T1 ]  
 VEW 3 kHz      -27.63 dBm  
 SWT 70 ms      359.950000000 kHz

Ref -20 dBm

Att 10 dB

1 PK  
VIEW



Start 330 kHz

7 kHz/

Stop 400 kHz



Unless otherwise agreed in writing, this document is issued by the Company subject to its General Conditions of Service printed overleaf, available on request or accessible at <https://www.sgs.com/en/Terms-and-Conditions>. Attention is drawn to the limitation of liability, indemnification and jurisdiction issues defined therein. Any holder of this document is advised that information contained hereon reflects the Company's findings at the time of its intervention only and within the limits of Client's instructions, if any. The Company's sole responsibility is to its Client and this document does not exonerate parties to a transaction from exercising all their rights and obligations under the transaction documents. This document cannot be reproduced except in full, without prior written approval of the Company. Any unauthorized alteration, forgery or falsification of the content or appearance of this document is unlawful and offenders may be prosecuted to the fullest extent of the law. Unless otherwise stated the results shown in this test report refer only to the sample(s) tested and such sample(s) are retained for 30 days only.

Attention: To check the authenticity of testing /inspection report & certificate, please contact us at telephone: (86-755) 8307 1443, or email: [CN.Doccheck@sgs.com](mailto:CN.Doccheck@sgs.com)

Mode 04:

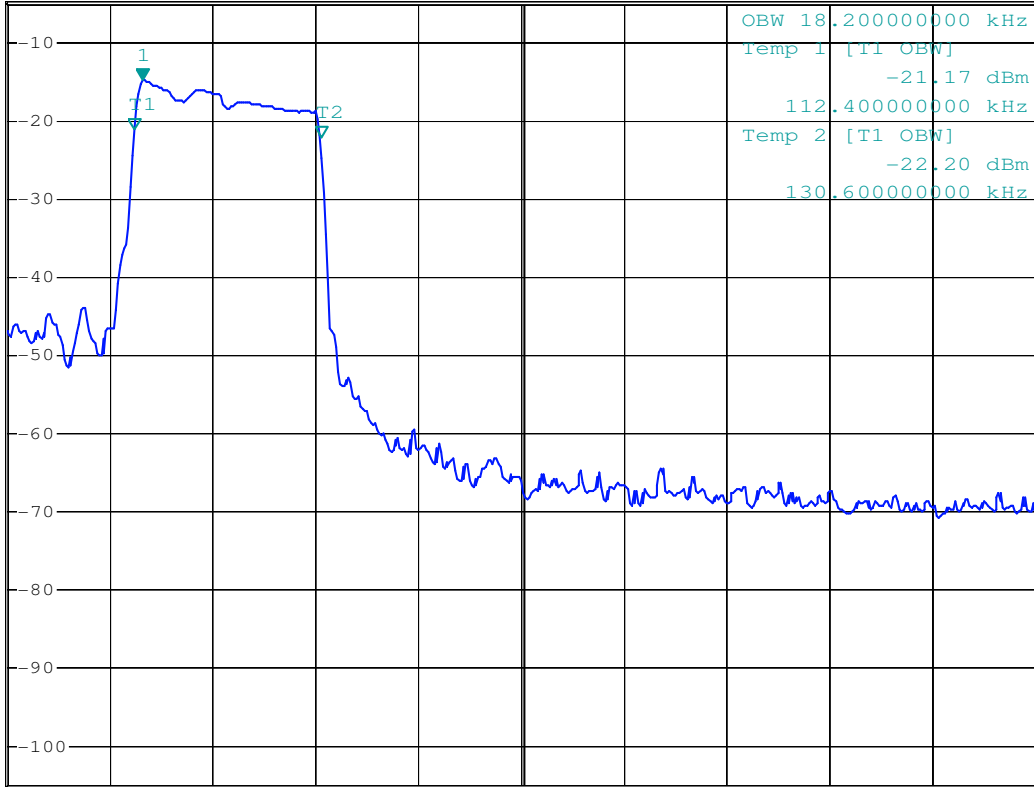


\*RBW 1 kHz      Marker 1 [T1 ]  
 VBW 3 kHz      -14.93 dBm  
 SWT 100 ms      113.20000000 kHz

Ref -5 dBm

Att 30 dB

1 PK  
VIEW



Start 100 kHz

10 kHz/

Stop 200 kHz



Unless otherwise agreed in writing, this document is issued by the Company subject to its General Conditions of Service printed overleaf, available on request or accessible at <https://www.sgs.com/en/Terms-and-Conditions>. Attention is drawn to the limitation of liability, indemnification and jurisdiction issues defined therein. Any holder of this document is advised that information contained hereon reflects the Company's findings at the time of its intervention only and within the limits of Client's instructions, if any. The Company's sole responsibility is to its Client and this document does not exonerate parties to a transaction from exercising all their rights and obligations under the transaction documents. This document cannot be reproduced except in full, without prior written approval of the Company. Any unauthorized alteration, forgery or falsification of the content or appearance of this document is unlawful and offenders may be prosecuted to the fullest extent of the law. Unless otherwise stated the results shown in this test report refer only to the sample(s) tested and such sample(s) are retained for 30 days only.

**7.4 Radiated Emissions (9kHz-30MHz)**

Test Requirement 47 CFR Part 15, Subpart C 15.205 & 15.209

Test Method: ANSI C63.10 (2013) Section 6.4

Measurement Distance: 3m

Limit:

Frequency(MHz)	Field strength(microvolts/meter)	Measurement distance(meters)
0.009-0.490	2400/F(kHz)	300
0.490-1.705	24000/F(kHz)	30
1.705-30.0	30	30

Remark: The emission limits shown in the above table are based on measurements employing a CISPR quasi-peak detector except for the frequency bands 9-90kHz, 110-490kHz. Radiated emission limits in these three bands are based on measurements employing an average detector, the peak field strength of any emission shall not exceed the maximum permitted average limits specified above by more than 20 dB under any condition of modulation.

If field strength is measured at only a single point, then that point shall be at the radial from the EUT that produces the maximum emission at the frequency being measured, as described in 5.4. If that point is closer to the EUT than  $\lambda/2\pi$  and the limit distance is greater than  $\lambda/2\pi$ , the measurement shall be extrapolated to the limit distance by conservatively presuming that the field strength decreases at a 40 dB/decade of distance rate to the  $\lambda/2\pi$  distance, and at a 20 dB/decade of distance rate beyond  $\lambda/2\pi$ . This shall be accomplished using Equation (2):

$$FS_{(10m)} = FS_{(30/300m)} + 40\log\{d_{(near\ field)}/d_{(10m)}\} + 20\log\{d_{(30/300m)}/d_{(near\ field)}\} \quad (2)$$

If the single point measured is at a distance greater than  $\lambda/2\pi$ , then extrapolation to the limit distance shall be calculated using Equation (3):

$$FS_{(10m)} = FS_{(30/300m)} + 20\log\{d_{(30/300m)}/d_{(10m)}\} \quad (3)$$

If both the single point and the limit distance are equal to or closer to the EUT than  $\lambda/2\pi$ , then extrapolation to the limit distance shall be calculated using Equation (4):

$$FS_{(10m)} = FS_{(30/300m)} + 40\log\{d_{(30/300m)}/d_{(10m)}\} \quad (4)$$

Remark:

$$d_{near\ field} = 47.77 / f_{MHz}$$

where  $f_{MHz}$  is the frequency of the emission being measured in MHz.



Unless otherwise agreed in writing, this document is issued by the Company subject to its General Conditions of Service printed overleaf, available on request or accessible at <https://www.sgs.com/en/Terms-and-Conditions>. Attention is drawn to the limitation of liability, indemnification and jurisdiction issues defined therein. Any holder of this document is advised that information contained hereon reflects the Company's findings at the time of its intervention only and within the limits of Client's instructions, if any. The Company's sole responsibility is to its Client and this document does not exonerate parties to a transaction from exercising all their rights and obligations under the transaction documents. This document cannot be reproduced except in full, without prior written approval of the Company. Any unauthorized alteration, forgery or falsification of the content or appearance of this document is unlawful and offenders may be prosecuted to the fullest extent of the law. Unless otherwise stated the results shown in this test report refer only to the sample(s) tested and such sample(s) are retained for 30 days only.

Attention: To check the authenticity of testing /inspection report & certificate, please contact us at telephone: (86-755) 8307 1443, or email: CN.Doccheck@sgs.com

**7.4.1 E.U.T. Operation**

Operating Environment:

Temperature: 23.6 °C Humidity: 49.5 % RH Atmospheric Pressure: 1000 mbar

**7.4.2 Test Mode Description**

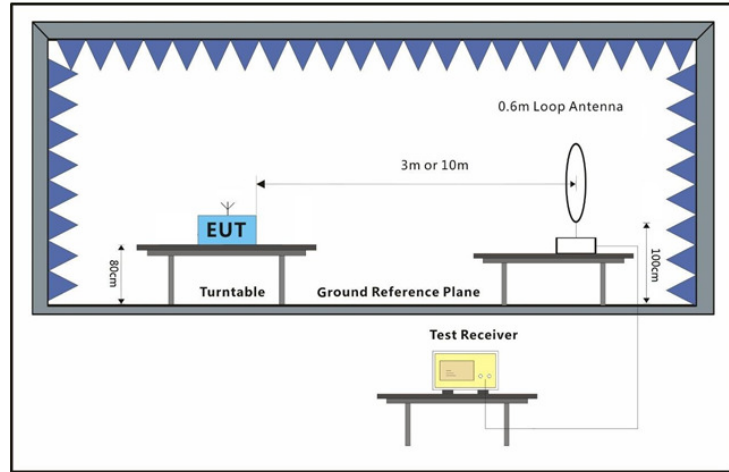
Pre-scan / Final test	Mode Code	Description
Pre-scan	00	Operation(Wireless):Keep the EUT pairing with other devices(Output1: 5W).
Pre-scan	01	Operation(Wireless):Keep the EUT pairing with other devices(Output1: 7.5W).
Pre-scan	02	Operation(Wireless):Keep the EUT pairing with other devices(Output1: 10W).
Pre-scan	03	Operation(Wireless):Keep the EUT pairing with other devices(Output1: 15W).
Pre-scan	04	Operation(Wireless):Keep the EUT pairing with other devices(Output2: 5W).
Pre-scan	05	Operation(Wireless):Keep the EUT pairing with other devices(Output3: 5W).
Pre-scan	06	Operation(Wireless):Keep the EUT pairing with other devices(Output1: 5W+Output2: 5W).
Pre-scan	07	Operation(Wireless):Keep the EUT pairing with other devices(Output1: 7.5W+Output2: 5W).
Pre-scan	08	Operation(Wireless):Keep the EUT pairing with other devices(Output1: 10W+Output2: 5W).
Pre-scan	09	Operation(Wireless):Keep the EUT pairing with other devices(Output1: 15W+Output2: 5W).
Pre-scan	10	Operation(Wireless):Keep the EUT pairing with other devices(Output1: 5W+Output 3: 5W).
Pre-scan	11	Operation(Wireless):Keep the EUT pairing with other devices(Output1: 7.5W+Output3: 5W).
Pre-scan	12	Operation(Wireless):Keep the EUT pairing with other devices(Output1: 10W+Output 3: 5W).
Pre-scan	13	Operation(Wireless):Keep the EUT pairing with other devices(Output1: 15W+Output 3: 5W).
Pre-scan	14	Operation(Wireless):Keep the EUT pairing with other devices(Output2: 5W+Output 3: 5W).
Pre-scan	15	Operation(Wireless):Keep the EUT pairing with other devices(Output1: 5W+Output2: 5W+Output 3: 5W).
Pre-scan	16	Operation(Wireless):Keep the EUT pairing with other devices(Output1: 7.5W+Output2: 5W+Output 3: 5W).
Pre-scan	17	Operation(Wireless):Keep the EUT pairing with other devices(Output1: 10W+Output2: 5W+Output 3: 5W).
Final test	18	Operation(Wireless):Keep the EUT pairing with other devices(Output1: 15W+Output2: 5W+Output 3: 5W).



Unless otherwise agreed in writing, this document is issued by the Company subject to its General Conditions of Service printed overleaf, available on request or accessible at <https://www.sgs.com/en/Terms-and-Conditions>. Attention is drawn to the limitation of liability, indemnification and jurisdiction issues defined therein. Any holder of this document is advised that information contained hereon reflects the Company's findings at the time of its intervention only and within the limits of Client's instructions, if any. The Company's sole responsibility is to its Client and this document does not exonerate parties to a transaction from exercising all their rights and obligations under the transaction documents. This document cannot be reproduced except in full, without prior written approval of the Company. Any unauthorized alteration, forgery or falsification of the content or appearance of this document is unlawful and offenders may be prosecuted to the fullest extent of the law. Unless otherwise stated the results shown in this test report refer only to the sample(s) tested and such sample(s) are retained for 30 days only.

Attention: To check the authenticity of testing /inspection report & certificate, please contact us at telephone: (86-755) 8307 1443, or email: CN.Doccheck@sgs.com

### 7.4.3 Test Setup Diagram



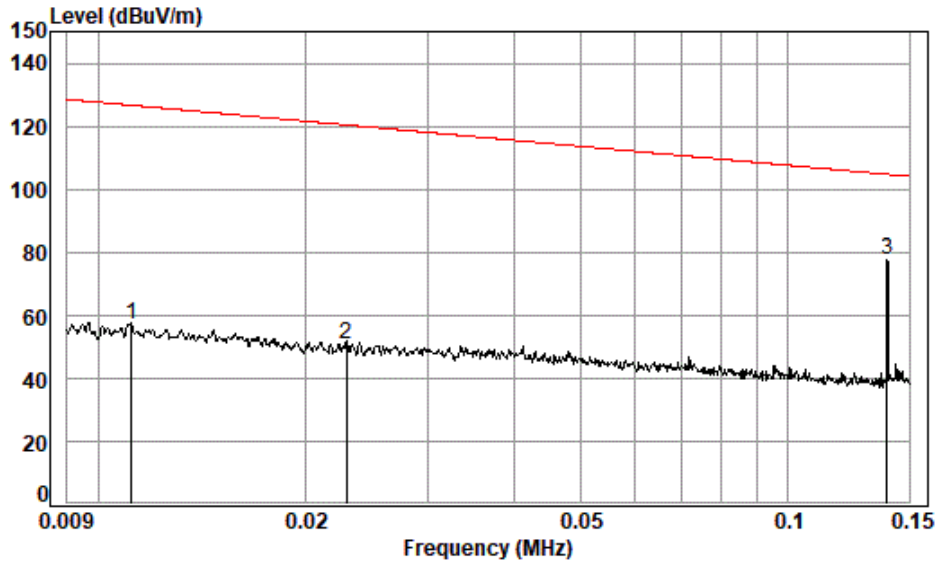
### 7.4.4 Measurement Procedure and Data

- a. All radiated emission measurements in terms of magnetic field strength shall be performed with a shielded loop antenna.
- b. For all radiated emission measurements in terms of magnetic field strength, the loop antenna were placed such that:
  - i. its centre shall be at 1.3 m height above the ground plane;
  - ii. the projection of its centre onto the ground plane shall be at the specified measurement distance from the projection on the ground plane of the closest point on the boundary of the equipment under test (EUT); and
  - iii. measurements shall be performed with the loop antenna placed vertically, in turn, in two polarizations (the measurement axis specified below is the line segment connecting the projections on the ground plane of the centre of the loop antenna and the centre of the EUT arrangement):
    - coaxial (loop plane perpendicular to the ground plane and to the measurement axis); and
    - coplanar (loop plane perpendicular to the ground plane and coplanar with the measurement axis).



Unless otherwise agreed in writing, this document is issued by the Company subject to its General Conditions of Service printed overleaf, available on request or accessible at <https://www.sgs.com/en/Terms-and-Conditions>. Attention is drawn to the limitation of liability, indemnification and jurisdiction issues defined therein. Any holder of this document is advised that information contained hereon reflects the Company's findings at the time of its intervention only and within the limits of Client's instructions, if any. The Company's sole responsibility is to its Client and this document does not exonerate parties to a transaction from exercising all their rights and obligations under the transaction documents. This document cannot be reproduced except in full, without prior written approval of the Company. Any unauthorized alteration, forgery or falsification of the content or appearance of this document is unlawful and offenders may be prosecuted to the fullest extent of the law. Unless otherwise stated the results shown in this test report refer only to the sample(s) tested and such sample(s) are retained for 30 days only.

Attention: To check the authenticity of testing /inspection report & certificate, please contact us at telephone: (86-755) 8307 1443, or email: [CN.Doccheck@sgs.com](mailto:CN.Doccheck@sgs.com)



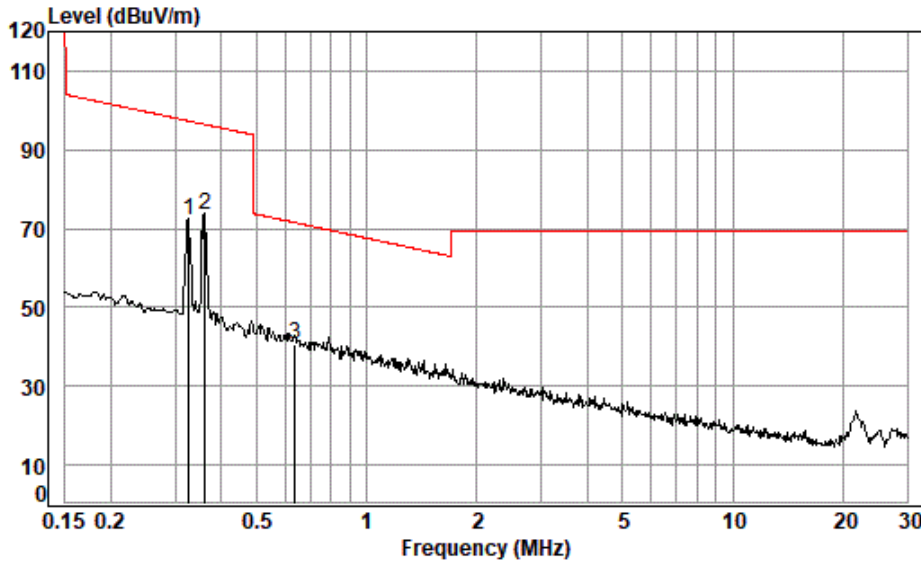
Condition: 3m  
 Job No. : 00002AT  
 Test Mode: 18

	Read Freq	Ant Level	Ant Factor	Cable Loss	Preamp Factor	Level	Limit Line	Over Limit	Remark
	MHz	dBuV	dB/m	dB	dB	dBuV/m	dBuV/m	dB	
1	0.011	70.61	17.73	0.31	31.45	57.20	126.62	-69.42	Average
2	0.023	69.52	13.18	0.31	32.26	50.75	120.39	-69.64	Average
3 pp	0.139	100.51	10.43	0.30	32.50	77.74	104.71	-26.97	Average



Unless otherwise agreed in writing, this document is issued by the Company subject to its General Conditions of Service printed overleaf, available on request or accessible at <https://www.sgs.com/en/Terms-and-Conditions>. Attention is drawn to the limitation of liability, indemnification and jurisdiction issues defined therein. Any holder of this document is advised that information contained hereon reflects the Company's findings at the time of its intervention only and within the limits of Client's instructions, if any. The Company's sole responsibility is to its Client and this document does not exonerate parties to a transaction from exercising all their rights and obligations under the transaction documents. This document cannot be reproduced except in full, without prior written approval of the Company. Any unauthorized alteration, forgery or falsification of the content or appearance of this document is unlawful and offenders may be prosecuted to the fullest extent of the law. Unless otherwise stated the results shown in this test report refer only to the sample(s) tested and such sample(s) are retained for 30 days only.

Attention: To check the authenticity of testing / inspection report & certificate, please contact us at telephone: (86-755) 8307 1443, or email: CN.Doccheck@sgs.com  
 No.1 Workshop, M-10, Middle Section, Science & Technology Park, Nanshan District, Shenzhen, Guangdong, China 518057 t (86-755) 26012053 f (86-755) 26710594 www.sgs.com.cn  
 中国·广东·深圳市南山区科技园中区M-10栋1号厂房 邮编: 518057 t (86-755) 26012053 f (86-755) 26710594 sgs.china@sgs.com



Condition: 3m  
 Job No. : 00002AT  
 Test Mode: 18

	Read Freq	Ant Level	Cable Factor	Preamp Loss	Preamp Factor	Limit Level	Limit Line	Over Limit	Remark
	MHz	dBuV	dB/m	dB	dB	dBuV/m	dBuV/m	dB	
1	0.327	94.07	10.32	0.32	32.50	72.21	97.32	-25.11	Average
2	pp 0.361	95.37	10.32	0.33	32.50	73.52	96.44	-22.92	Average
3	qp 0.637	62.54	10.29	0.37	32.50	40.70	71.50	-30.80	QP



Unless otherwise agreed in writing, this document is issued by the Company subject to its General Conditions of Service printed overleaf, available on request or accessible at <https://www.sgs.com/en/Terms-and-Conditions>. Attention is drawn to the limitation of liability, indemnification and jurisdiction issues defined therein. Any holder of this document is advised that information contained hereon reflects the Company's findings at the time of its intervention only and within the limits of Client's instructions, if any. The Company's sole responsibility is to its Client and this document does not exonerate parties to a transaction from exercising all their rights and obligations under the transaction documents. This document cannot be reproduced except in full, without prior written approval of the Company. Any unauthorized alteration, forgery or falsification of the content or appearance of this document is unlawful and offenders may be prosecuted to the fullest extent of the law. Unless otherwise stated the results shown in this test report refer only to the sample(s) tested and such sample(s) are retained for 30 days only.



**7.5 Radiated Emissions (30MHz-1GHz)**

Test Requirement 47 CFR Part 15, Subpart C 15.205 & 15.209

Test Method: ANSI C63.10 (2013) Section 6.5

Measurement Distance: 10m

Limit:

Frequency(MHz)	Field strength(microvolts/meter)	Measurement distance(meters)
30-88	100	3
88-216	150	3
216-960	200	3
Above 960	500	3

Remark: The emission limits shown in the above table are based on measurements employing a CISPR quasi-peak detector.

**7.5.1 E.U.T. Operation**

Operating Environment:

Temperature: 23.6 °C Humidity: 49.5 % RH Atmospheric Pressure: 1000 mbar

**7.5.2 Test Mode Description**

Pre-scan / Final test	Mode Code	Description
Pre-scan	00	Operation(Wireless):Keep the EUT pairing with other devices(Output1: 5W).
Pre-scan	01	Operation(Wireless):Keep the EUT pairing with other devices(Output1: 7.5W).
Pre-scan	02	Operation(Wireless):Keep the EUT pairing with other devices(Output1: 10W).
Pre-scan	03	Operation(Wireless):Keep the EUT pairing with other devices(Output1: 15W).
Pre-scan	04	Operation(Wireless):Keep the EUT pairing with other devices(Output2: 5W).
Pre-scan	05	Operation(Wireless):Keep the EUT pairing with other devices(Output3: 5W).
Pre-scan	06	Operation(Wireless):Keep the EUT pairing with other devices(Output1: 5W+Output2: 5W).
Pre-scan	07	Operation(Wireless):Keep the EUT pairing with other devices(Output1: 7.5W+Output2: 5W).
Pre-scan	08	Operation(Wireless):Keep the EUT pairing with other devices(Output1: 10W+Output2: 5W).
Pre-scan	09	Operation(Wireless):Keep the EUT pairing with other devices(Output1: 15W+Output2: 5W).
Pre-scan	10	Operation(Wireless):Keep the EUT pairing with other devices(Output1: 5W+Output 3: 5W).
Pre-scan	11	Operation(Wireless):Keep the EUT pairing with other devices(Output1: 7.5W+Output3: 5W).
Pre-scan	12	Operation(Wireless):Keep the EUT pairing with other devices(Output1: 10W+Output 3: 5W).

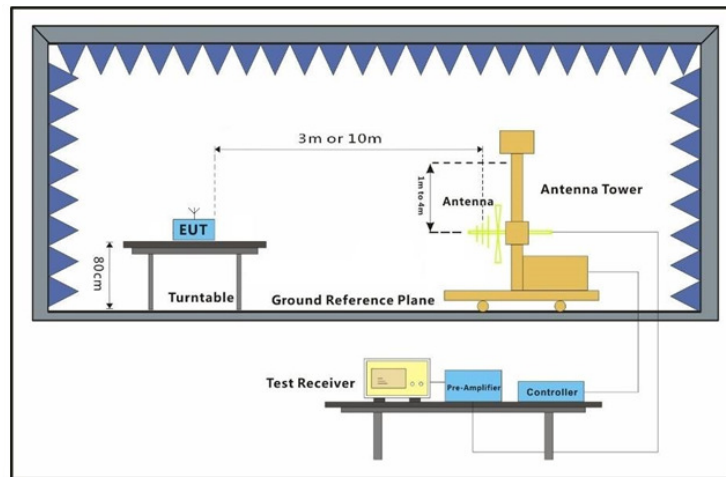


Unless otherwise agreed in writing, this document is issued by the Company subject to its General Conditions of Service printed overleaf, available on request or accessible at <https://www.sgs.com/en/Terms-and-Conditions>. Attention is drawn to the limitation of liability, indemnification and jurisdiction issues defined therein. Any holder of this document is advised that information contained hereon reflects the Company's findings at the time of its intervention only and within the limits of Client's instructions, if any. The Company's sole responsibility is to its Client and this document does not exonerate parties to a transaction from exercising all their rights and obligations under the transaction documents. This document cannot be reproduced except in full, without prior written approval of the Company. Any unauthorized alteration, forgery or falsification of the content or appearance of this document is unlawful and offenders may be prosecuted to the fullest extent of the law. Unless otherwise stated the results shown in this test report refer only to the sample(s) tested and such sample(s) are retained for 30 days only.

Attention: To check the authenticity of testing /inspection report & certificate, please contact us at telephone: (86-755) 8307 1443, or email: CN.Doccheck@sgs.com

Pre-scan	13	Operation(Wireless):Keep the EUT pairing with other devices(Output1: 15W+Output 3: 5W).
Pre-scan	14	Operation(Wireless):Keep the EUT pairing with other devices(Output2: 5W+Output 3: 5W).
Pre-scan	15	Operation(Wireless):Keep the EUT pairing with other devices(Output1: 5W+Output2: 5W+Output 3: 5W).
Pre-scan	16	Operation(Wireless):Keep the EUT pairing with other devices(Output1: 7.5W+Output2: 5W+Output 3: 5W).
Pre-scan	17	Operation(Wireless):Keep the EUT pairing with other devices(Output1: 10W+Output2: 5W+Output 3: 5W).
Final test	18	Operation(Wireless):Keep the EUT pairing with other devices(Output1: 15W+Output2: 5W+Output 3: 5W).

**7.5.3 Test Setup Diagram**



Unless otherwise agreed in writing, this document is issued by the Company subject to its General Conditions of Service printed overleaf, available on request or accessible at <https://www.sgs.com/en/Terms-and-Conditions>. Attention is drawn to the limitation of liability, indemnification and jurisdiction issues defined therein. Any holder of this document is advised that information contained hereon reflects the Company's findings at the time of its intervention only and within the limits of Client's instructions, if any. The Company's sole responsibility is to its Client and this document does not exonerate parties to a transaction from exercising all their rights and obligations under the transaction documents. This document cannot be reproduced except in full, without prior written approval of the Company. Any unauthorized alteration, forgery or falsification of the content or appearance of this document is unlawful and offenders may be prosecuted to the fullest extent of the law. Unless otherwise stated the results shown in this test report refer only to the sample(s) tested and such sample(s) are retained for 30 days only.

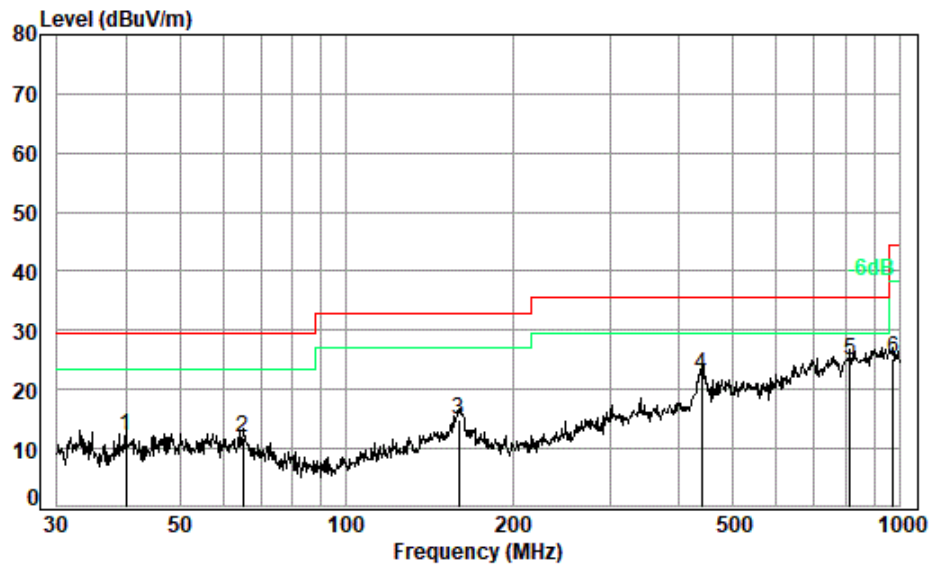
### 7.5.4 Measurement Procedure and Data

- a. The EUT was placed on the top of a rotating table 0.8 meters above the ground for below 1GHz at a 3 or 10 meter semi-anechoic chamber. The table was rotated 360 degrees to determine the position of the highest radiation.
- b. The EUT was set 3 or 10 meters away from the interference-receiving antenna, which was mounted on the top of a variable-height antenna tower.
- c. The antenna height is varied from one meter to four meters above the ground to determine the maximum value of the field strength. Both horizontal and vertical polarizations of the antenna are set to make the measurement.
- d. For each suspected emission, the EUT was arranged to its worst case and then the antenna was tuned to heights from 1 meter to 4 meters (for the test frequency of below 30MHz, the antenna was tuned to heights 1 meter) and the rotatable table was turned from 0 degrees to 360 degrees to find the maximum reading.
- e. The test-receiver system was set to Peak Detect Function and Specified Bandwidth with Maximum Hold Mode.
- f. If the emission level of the EUT in peak mode was 10dB lower than the limit specified, then testing could be stopped and the peak values of the EUT would be reported. Otherwise the emissions that did not have 10dB margin would be re-tested one by one using peak, quasi-peak or average method as specified and then reported in a data sheet.
- g. Test the EUT in the lowest channel,the middle channel,the Highest channel
- h. The radiation measurements are performed in X, Y, Z axis positioning for Transmitting mode,And found the X axis positioning which it is worse case.
- i. Repeat above procedures until all frequencies measured was complete.

Remark: Level= Read Level+ Cable Loss+ Antenna Factor- Preamp Factor



Test Mode: 18; Polarity: Horizontal



Condition: 10m HORIZONTAL  
 Job No. : 00002AT  
 Test Mode: 18

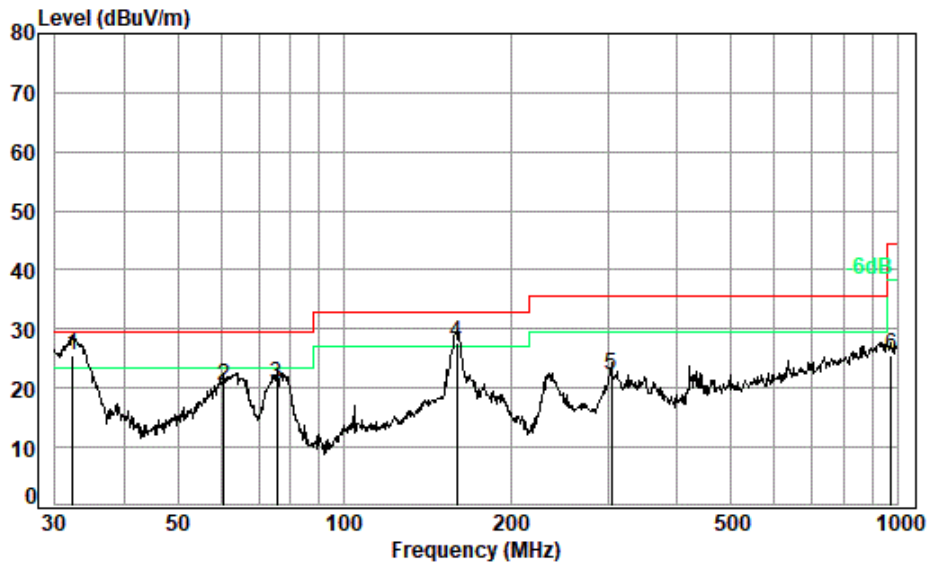
	Read Freq	Ant Level	Ant Factor	Cable Loss	Preamp Factor	Level	Limit	Over	Remark
	MHz	dBuV	dB/m	dB	dB	dBuV/m	dBuV/m	dB	
1	39.994	27.06	17.09	0.45	32.50	12.10	29.50	-17.40	QP
2	65.114	27.55	16.10	0.58	32.47	11.76	29.50	-17.74	QP
3	159.784	28.94	17.47	0.96	32.40	14.97	33.00	-18.03	QP
4	438.655	32.14	20.93	1.70	32.30	22.47	35.60	-13.13	QP
5 pp	813.112	27.93	26.57	2.47	31.92	25.05	35.60	-10.55	QP
6	975.753	25.70	28.21	2.65	31.25	25.31	44.40	-19.09	QP



Unless otherwise agreed in writing, this document is issued by the Company subject to its General Conditions of Service printed overleaf, available on request or accessible at <https://www.sgs.com/en/Terms-and-Conditions>. Attention is drawn to the limitation of liability, indemnification and jurisdiction issues defined therein. Any holder of this document is advised that information contained hereon reflects the Company's findings at the time of its intervention only and within the limits of Client's instructions, if any. The Company's sole responsibility is to its Client and this document does not exonerate parties to a transaction from exercising all their rights and obligations under the transaction documents. This document cannot be reproduced except in full, without prior written approval of the Company. Any unauthorized alteration, forgery or falsification of the content or appearance of this document is unlawful and offenders may be prosecuted to the fullest extent of the law. Unless otherwise stated the results shown in this test report refer only to the sample(s) tested and such sample(s) are retained for 30 days only.

Attention: To check the authenticity of testing /inspection report & certificate, please contact us at telephone: (86-755) 8307 1443, or email: [CN.Doccheck@sgs.com](mailto:CN.Doccheck@sgs.com)  
 No.1 Workshop, M-10, Middle Section, Science & Technology Park, Nanshan District, Shenzhen, Guangdong, China 518057 t (86-755) 26012053 f (86-755) 26710594 www.sgs.com.cn  
 中国·广东·深圳市南山区科技园中区M-10栋1号厂房 邮编: 518057 t (86-755) 26012053 f (86-755) 26710594 sgs.china@sgs.com

Test Mode: 18; Polarity: Vertical



Condition: 10m VERTICAL

Job No. : 00002AT

Test Mode: 18

	Read Freq	Ant Level	Ant Factor	Cable Loss	Preamp Factor	Limit Level	Limit Line	Over Limit	Remark
	MHz	dBuV	dB/m	dB	dB	dBuV/m	dBuV/m	dB	
1 pp	32.293	41.43	16.26	0.40	32.50	25.59	29.50	-3.91	QP
2	60.704	35.44	16.99	0.55	32.48	20.50	29.50	-9.00	QP
3	75.446	38.49	14.09	0.62	32.45	20.75	29.50	-8.75	QP
4	159.784	41.59	17.47	0.96	32.40	27.62	33.00	-5.38	QP
5	304.610	35.45	17.78	1.42	32.30	22.35	35.60	-13.25	QP
6	975.753	26.03	28.21	2.65	31.25	25.64	44.40	-18.76	QP



Unless otherwise agreed in writing, this document is issued by the Company subject to its General Conditions of Service printed overleaf, available on request or accessible at <https://www.sgs.com/en/Terms-and-Conditions>. Attention is drawn to the limitation of liability, indemnification and jurisdiction issues defined therein. Any holder of this document is advised that information contained hereon reflects the Company's findings at the time of its intervention only and within the limits of Client's instructions, if any. The Company's sole responsibility is to its Client and this document does not exonerate parties to a transaction from exercising all their rights and obligations under the transaction documents. This document cannot be reproduced except in full, without prior written approval of the Company. Any unauthorized alteration, forgery or falsification of the content or appearance of this document is unlawful and offenders may be prosecuted to the fullest extent of the law. Unless otherwise stated the results shown in this test report refer only to the sample(s) tested and such sample(s) are retained for 30 days only.

Attention: To check the authenticity of testing /inspection report & certificate, please contact us at telephone: (86-755) 8307 1443, or email: CN.Doccheck@sgs.com

# SGS-CSTC Standards Technical Services Co., Ltd. Shenzhen Branch

SZEMC-TRF-01 Rev. A/1

Report No.: SZCR24010000201

Page: 38 of 39

Frequency (MHz)	Level @ 10m (dBuV/m)	Level @ 10m (uV/m)	Level @ 3m (uV/m)	Level @ 3m (dBuV/m)	Limit @ 3m (dBuV/m)	Margin (dB)	Ant. Polarization
32.293	25.59	19.03	63.44	36.05	40.00	-3.95	V
60.704	20.50	10.59	35.31	30.96	40.00	-9.04	V
75.446	20.75	10.90	36.34	31.21	40.00	-8.79	V
159.784	27.62	24.04	80.15	38.08	43.50	-5.42	V
304.610	22.35	13.11	43.69	32.81	46.00	-13.19	V
975.753	25.64	19.14	63.81	36.10	54.00	-17.90	V
39.994	12.10	4.03	13.42	22.56	40.00	-17.44	H
65.114	11.76	3.87	12.91	22.22	40.00	-17.78	H
159.784	14.97	5.60	18.68	25.43	43.50	-18.07	H
438.655	22.47	13.29	44.30	32.93	46.00	-13.07	H
813.112	25.05	17.89	59.62	35.51	46.00	-10.49	H
975.753	25.31	18.43	61.43	35.77	54.00	-18.23	H



Unless otherwise agreed in writing, this document is issued by the Company subject to its General Conditions of Service printed overleaf, available on request or accessible at <https://www.sgs.com/en/Terms-and-Conditions>. Attention is drawn to the limitation of liability, indemnification and jurisdiction issues defined therein. Any holder of this document is advised that information contained hereon reflects the Company's findings at the time of its intervention only and within the limits of Client's instructions, if any. The Company's sole responsibility is to its Client and this document does not exonerate parties to a transaction from exercising all their rights and obligations under the transaction documents. This document cannot be reproduced except in full, without prior written approval of the Company. Any unauthorized alteration, forgery or falsification of the content or appearance of this document is unlawful and offenders may be prosecuted to the fullest extent of the law. Unless otherwise stated the results shown in this test report refer only to the sample(s) tested and such sample(s) are retained for 30 days only.

Attention: To check the authenticity of testing /inspection report & certificate, please contact us at telephone: (86-755) 8307 1443, or email: [CN.Doccheck@sgs.com](mailto:CN.Doccheck@sgs.com)

### 8 Test Setup Photo

Refer to Setup Photo for SZCR240100002AT

### 9 EUT Constructional Details (EUT Photos)

Refer to External and Internal Photos for SZCR240100002AT

- End of the Report -

