

# TEST REPORT

**Application No.:** SHEM2102001339CR  
**FCC ID:** 2AOK9-M500  
**Applicant:** 70mai Co., Ltd.  
**Address of Applicant:** Room 2220,Building 2,No 588,Zixing Road Minhang District,Shanghai.China  
**Manufacturer:** 70mai Co., Ltd.  
**Address of Manufacturer:** Room 2220,Building 2,No 588,Zixing Road Minhang District,Shanghai.China  
**Factory:** HUIZHOU TECHAIN ELECTRONICS TECHNOLOGY CO., LTD.  
**Address of Factory:** Worshop 1, East of Guangming Road, Tongqiao Town, Zhongkai High-tech Zone, Huizhou City, Guangdong Province P.R.China

**Equipment Under Test (EUT):**

**EUT Name:** Dash Cam  
**Model No.:** M500  
**Standard(s) :** 47 CFR Part 15, Subpart C 15.247  
**Date of Receipt:** 2021-08-24  
**Date of Test:** 2021-08-26 to 2021-09-23  
**Date of Issue:** 2021-09-29

|                     |              |
|---------------------|--------------|
| <b>Test Result:</b> | <b>Pass*</b> |
|---------------------|--------------|

\* In the configuration tested, the EUT complied with the standards specified above.

*Parlam Zhan*

Parlam Zhan  
Laboratory Manager

The manufacturer should ensure that all products in series production are in conformity with the product sample detailed in this report. If the product in this report is used in any configuration other than that detailed in the report, the manufacturer must ensure the new system complies with all relevant standards. Any mention of SGS International Electrical Approvals or testing done by SGS International Electrical Approvals in connection with, distribution or use of the product described in this report must be approved by SGS International Electrical Approvals in writing.



Unless otherwise agreed in writing, this document is issued by the Company subject to its General Conditions of Service printed overleaf, available on request or accessible at <http://www.sgs.com/en/Terms-and-Conditions.aspx> and, for electronic format documents, subject to Terms and Conditions for Electronic Documents at <http://www.sgs.com/en/Terms-and-Conditions/Terms-e-Documents.aspx>. Attention is drawn to the limitation of liability, indemnification and jurisdiction issues defined therein. Any holder of this document is advised that information contained hereon reflects the Company's findings at the time of its intervention only and within the limits of Client's instructions, if any. The Company's sole responsibility is to its Client and this document does not exonerate parties to a transaction from exercising all their rights and obligations under the transaction documents. This document cannot be reproduced except in full, without prior written approval of the Company. Any unauthorized alteration, forgery or falsification of the content or appearance of this document is unlawful and offenders may be prosecuted to the fullest extent of the law. Unless otherwise stated the results shown in this test report refer only to the sample(s) tested and such sample(s) are retained for 30 days only.

**Attention: To check the authenticity of testing /inspection report & certificate, please contact us at telephone: (86-755) 8307 1443, or email: [CN.Doccheck@sgs.com](mailto:CN.Doccheck@sgs.com)**

| Revision Record |             |            |        |
|-----------------|-------------|------------|--------|
| Version         | Description | Date       | Remark |
| 00              | Original    | 2021-09-29 | /      |
|                 |             |            |        |
|                 |             |            |        |

|                                 |  |  |  |
|---------------------------------|--|--|--|
| <b>Authorized for issue by:</b> |  |  |  |
|                                 |  |   |  |
|                                 |  | <hr/> <b>Micheal Niu / Project Engineer</b>  |  |
|                                 |  |  |  |
|                                 |  | <hr/> <b>Parlam Zhan / Reviewer</b>  |  |



Unless otherwise agreed in writing, this document is issued by the Company subject to its General Conditions of Service printed overleaf, available on request or accessible at <http://www.sgs.com/en/Terms-and-Conditions.aspx> and, for electronic format documents, subject to Terms and Conditions for Electronic Documents at <http://www.sgs.com/en/Terms-and-Conditions/Terms-e-Documents.aspx>. Attention is drawn to the limitation of liability, indemnification and jurisdiction issues defined therein. Any holder of this document is advised that information contained hereon reflects the Company's findings at the time of its intervention only and within the limits of Client's instructions, if any. The Company's sole responsibility is to its Client and this document does not exonerate parties to a transaction from exercising all their rights and obligations under the transaction documents. This document cannot be reproduced except in full, without prior written approval of the Company. Any unauthorized alteration, forgery or falsification of the content or appearance of this document is unlawful and offenders may be prosecuted to the fullest extent of the law. Unless otherwise stated the results shown in this test report refer only to the sample(s) tested and such sample(s) are retained for 30 days only.

Attention: To check the authenticity of testing / inspection report & certificate, please contact us at telephone: (86-755) 8307 1443, or email: [CN.Doccheck@sgs.com](mailto:CN.Doccheck@sgs.com)

## 2 Test Summary

| Radio Spectrum Technical Requirement |                                  |        |   |        |
|--------------------------------------|----------------------------------|--------|---|--------|
| Item                                 | Standard                         | Method | Requirement                                     | Result |
| Antenna Requirement                  | 47 CFR Part 15, Subpart C 15.247 | N/A    | 47 CFR Part 15, Subpart C 15.203 & 15.247(b)(4) | Pass   |

| Radio Spectrum Matter Part                            |                                  |  |   |        |
|---|----------------------------------|--|---|--------|
| Item  | Standard                         | Method                                 | Requirement                               | Result |
| Minimum 6dB Bandwidth                                 | 47 CFR Part 15, Subpart C 15.247 | ANSI C63.10 (2013) Section 11.8.1      | 47 CFR Part 15, Subpart C 15.247a(2)      | Pass   |
| Conducted Peak Output Power                           | 47 CFR Part 15, Subpart C 15.247 | ANSI C63.10 (2013) Section 11.9.1      | 47 CFR Part 15, Subpart C 15.247(b)(3)    | Pass   |
| Power Spectrum Density                                | 47 CFR Part 15, Subpart C 15.247 | ANSI C63.10 (2013) Section 11.10.2     | 47 CFR Part 15, Subpart C 15.247(e)       | Pass   |
| Conducted Band Edges Measurement                      | 47 CFR Part 15, Subpart C 15.247 | ANSI C63.10 (2013) Section 11.13.3.2   | 47 CFR Part 15, Subpart C 15.247(d)       | Pass   |
| Conducted Spurious Emissions                          | 47 CFR Part 15, Subpart C 15.247 | ANSI C63.10 (2013) Section 11.11       | 47 CFR Part 15, Subpart C 15.247(d)       | Pass   |
| Radiated Emissions which fall in the restricted bands | 47 CFR Part 15, Subpart C 15.247 | ANSI C63.10 (2013) Section 6.10.5      | 47 CFR Part 15, Subpart C 15.205 & 15.209 | Pass   |
| Radiated Spurious Emissions                           | 47 CFR Part 15, Subpart C 15.247 | ANSI C63.10 (2013) Section 6.4,6.5,6.6 | 47 CFR Part 15, Subpart C 15.205 & 15.209 | Pass   |



Unless otherwise agreed in writing, this document is issued by the Company subject to its General Conditions of Service printed overleaf, available on request or accessible at <http://www.sgs.com/en/Terms-and-Conditions.aspx> and, for electronic format documents, subject to Terms and Conditions for Electronic Documents at <http://www.sgs.com/en/Terms-and-Conditions/Terms-e-Documents.aspx>. Attention is drawn to the limitation of liability, indemnification and jurisdiction issues defined therein. Any holder of this document is advised that information contained hereon reflects the Company's findings at the time of its intervention only and within the limits of Client's instructions, if any. The Company's sole responsibility is to its Client and this document does not exonerate parties to a transaction from exercising all their rights and obligations under the transaction documents. This document cannot be reproduced except in full, without prior written approval of the Company. Any unauthorized alteration, forgery or falsification of the content or appearance of this document is unlawful and offenders may be prosecuted to the fullest extent of the law. Unless otherwise stated the results shown in this test report refer only to the sample(s) tested and such sample(s) are retained for 30 days only.

Attention: To check the authenticity of testing /inspection report & certificate, please contact us at telephone: (86-755) 8307 1443, or email: [CN.Doccheck@sgs.com](mailto:CN.Doccheck@sgs.com)

### 3 Contents

|  | Page |
|--|------|
| 1 COVER PAGE.....  | 1    |
| 2 TEST SUMMARY.....  | 3    |
| 3 CONTENTS.....  | 4    |
| 4 GENERAL INFORMATION .....                                    | 5    |
| 4.1 DETAILS OF E.U.T.....                                      | 5    |
| 4.2 POWER LEVEL SETTING USING IN TEST: .....                   | 5    |
| 4.3 DESCRIPTION OF SUPPORT UNITS.....                          | 5    |
| 4.4 MEASUREMENT UNCERTAINTY .....                              | 6    |
| 4.5 TEST LOCATION .....  | 7    |
| 4.6 TEST FACILITY .....  | 7    |
| 4.7 DEVIATION FROM STANDARDS .....                             | 7    |
| 4.8 ABNORMALITIES FROM STANDARD CONDITIONS .....               | 7    |
| 5 EQUIPMENT LIST .....   | 8    |
| 6 RADIO SPECTRUM TECHNICAL REQUIREMENT .....                   | 10   |
| 6.1 ANTENNA REQUIREMENT .....                                  | 10   |
| 7 RADIO SPECTRUM MATTER TEST RESULTS .....                     | 11   |
| 7.1 CONDUCTED PEAK OUTPUT POWER .....                          | 11   |
| 7.2 POWER SPECTRUM DENSITY .....                               | 13   |
| 7.3 CONDUCTED BAND EDGES MEASUREMENT .....                     | 14   |
| 7.4 CONDUCTED SPURIOUS EMISSIONS .....                         | 16   |
| 7.5 RADIATED EMISSIONS WHICH FALL IN THE RESTRICTED BANDS..... | 18   |
| 7.6 RADIATED SPURIOUS EMISSIONS .....                          | 25   |
| 8 TEST SETUP PHOTOGRAPHS.....                                  | 36   |
| 9 EUT CONSTRUCTIONAL DETAILS.....                              | 36   |



Unless otherwise agreed in writing, this document is issued by the Company subject to its General Conditions of Service printed overleaf, available on request or accessible at <http://www.sgs.com/en/Terms-and-Conditions.aspx> and, for electronic format documents, subject to Terms and Conditions for Electronic Documents at <http://www.sgs.com/en/Terms-and-Conditions/Terms-e-Documents.aspx>. Attention is drawn to the limitation of liability, indemnification and jurisdiction issues defined therein. Any holder of this document is advised that information contained hereon reflects the Company's findings at the time of its intervention only and within the limits of Client's instructions, if any. The Company's sole responsibility is to its Client and this document does not exonerate parties to a transaction from exercising all their rights and obligations under the transaction documents. This document cannot be reproduced except in full, without prior written approval of the Company. Any unauthorized alteration, forgery or falsification of the content or appearance of this document is unlawful and offenders may be prosecuted to the fullest extent of the law. Unless otherwise stated the results shown in this test report refer only to the sample(s) tested and such sample(s) are retained for 30 days only.

Attention: To check the authenticity of testing /inspection report & certificate, please contact us at telephone: (86-755) 8307 1443, or email: [CN.Doccheck@sgs.com](mailto:CN.Doccheck@sgs.com)

## 4 General Information

### 4.1 Details of E.U.T.

Power supply: DC 5V , 2A

DC 3.7V by rechargeable lithium battery

Battery information:

Battery model: ICR 14430

Rated voltage: 3.7V

Rated capacity: 500mAh

Charging limit voltage: 4.2V

Car cigarette lighter transverter information:

Model: Midrive CC01

Input: 12V-24V

Output: 5V,2.4A/1.0A(MAX 3.4A)

Test voltage: DC 5V

Cable: USB cable 3.5m

Antenna Gain: 3.39dBi (Provided by manufacturer)

Antenna Type: FPC Antenna

Bluetooth Version: V5.0 Dual mode

Channel Spacing: 2MHz

Data Rate : 1Mbps

Modulation Type: GFSK

Number of Channels: 40

Operation Frequency: 2402MHz to 2480MHz

### 4.2 Power level setting using in test:

| Channel | BLE     |
|---------|---------|
| 0       | Default |
| 19      | Default |
| 39      | Default |

### 4.3 Description of Support Units

| Description               | Manufacturer | Model No.      | Serial No. |
|---------------------------|--------------|----------------|------------|
| Laptop                    | Lenovo       | ThinkPad X100e | /          |
| SecureCRT                 | VanDyke      | V 6.2.0        | /          |
| Serial port adapter plate | /            | Test Plate 3   | /          |



Unless otherwise agreed in writing, this document is issued by the Company subject to its General Conditions of Service printed overleaf, available on request or accessible at <http://www.sgs.com/en/Terms-and-Conditions.aspx> and, for electronic format documents, subject to Terms and Conditions for Electronic Documents at <http://www.sgs.com/en/Terms-and-Conditions/Terms-e-Documents.aspx>. Attention is drawn to the limitation of liability, indemnification and jurisdiction issues defined therein. Any holder of this document is advised that information contained hereon reflects the Company's findings at the time of its intervention only and within the limits of Client's instructions, if any. The Company's sole responsibility is to its Client and this document does not exonerate parties to a transaction from exercising all their rights and obligations under the transaction documents. This document cannot be reproduced except in full, without prior written approval of the Company. Any unauthorized alteration, forgery or falsification of the content or appearance of this document is unlawful and offenders may be prosecuted to the fullest extent of the law. Unless otherwise stated the results shown in this test report refer only to the sample(s) tested and such sample(s) are retained for 30 days only.

Attention: To check the authenticity of testing /inspection report & certificate, please contact us at telephone: (86-755) 8307 1443, or email: [CN.Doccheck@sgs.com](mailto:CN.Doccheck@sgs.com)



#### 4.4 Measurement Uncertainty

| No. | Item                            | Measurement Uncertainty |
|-----|---------------------------------|-------------------------|
| 1   | Radio Frequency                 | 8.4 x 10 <sup>-8</sup>  |
| 2   | Timeout                         | 2s                      |
| 3   | Duty Cycle                      | 0.37%                   |
| 4   | Occupied Bandwidth              | 3%                      |
| 5   | RF Conducted Power              | 0.6dB                   |
| 6   | RF Power Density                | 2.9dB                   |
| 7   | Conducted Spurious Emissions    | 0.75dB                  |
| 8   | RF Radiated Power               | 5.2dB (Below 1GHz)      |
|     |                                 | 5.9dB (Above 1GHz)      |
| 9   | Radiated Spurious Emission Test | 4.2dB (Below 30MHz)     |
|     |                                 | 4.5dB (30MHz-1GHz)      |
|     |                                 | 5.1dB (1GHz-18GHz)      |
|     |                                 | 5.4dB (Above 18GHz)     |
| 10  | Temperature Test                | 1°C                     |
| 11  | Humidity Test                   | 3%                      |
| 12  | Supply Voltages                 | 1.5%                    |
| 13  | Time                            | 3%                      |

Note: The measurement uncertainty represents an expanded uncertainty expressed at approximately the 95% confidence level using a coverage factor of k=2.



Unless otherwise agreed in writing, this document is issued by the Company subject to its General Conditions of Service printed overleaf, available on request or accessible at <http://www.sgs.com/en/Terms-and-Conditions.aspx> and, for electronic format documents, subject to Terms and Conditions for Electronic Documents at <http://www.sgs.com/en/Terms-and-Conditions/Terms-e-Documents.aspx>. Attention is drawn to the limitation of liability, indemnification and jurisdiction issues defined therein. Any holder of this document is advised that information contained hereon reflects the Company's findings at the time of its intervention only and within the limits of Client's instructions, if any. The Company's sole responsibility is to its Client and this document does not exonerate parties to a transaction from exercising all their rights and obligations under the transaction documents. This document cannot be reproduced except in full, without prior written approval of the Company. Any unauthorized alteration, forgery or falsification of the content or appearance of this document is unlawful and offenders may be prosecuted to the fullest extent of the law. Unless otherwise stated the results shown in this test report refer only to the sample(s) tested and such sample(s) are retained for 30 days only.

Attention: To check the authenticity of testing /inspection report & certificate, please contact us at telephone: (86-755) 8307 1443, or email: [CN.Doccheck@sgs.com](mailto:CN.Doccheck@sgs.com)

#### 4.5 Test Location

All tests were performed at:

Compliance Certification Services (Kunshan) Inc.

No.10 Weiye Rd, Innovation park, Eco&Tec, Development Zone, Kunshan City, Jiangsu, China.

Tel: +86 512 5735 5888

Fax: +86 512 5737 0818

No tests were sub-contracted.

#### 4.6 Test Facility

The test facility is recognized, certified, or accredited by the following organizations:

- **CNAS (No. CNAS L4354)**

CNAS has accredited Compliance Certification Services (Kunshan) Inc. to ISO/IEC 17025:2017 General Requirements for the Competence of Testing and Calibration Laboratories (CNAS-CL01 Accreditation Criteria for the Competence of Testing and Calibration Laboratories) for the competence in the field of testing.

- **A2LA (Certificate No. 2541.01)**

Compliance Certification Services (Kunshan) Inc. is accredited by the American Association for Laboratory Accreditation (A2LA). Certificate No. 2541.01.

- **FCC (Designation Number: CN1172)**

Compliance Certification Services Inc. has been recognized as an accredited testing laboratory.

Designation Number: CN1172.

- **ISED (CAB identifier: CN0072)**

Compliance Certification Services (Kunshan) Inc. has been recognized by Innovation, Science and Economic Development Canada (ISED) as an accredited testing laboratory.

Company Number: 2324E

- **VCCI (Member No.: 1938)**

The 3m and 10m Semi-anechoic chamber and Shielded Room of Compliance Certification Services (Kunshan) Inc. has been registered in accordance with the Regulations for Voluntary Control Measures with Registration No.: R-20134, R-11600,C-11707, T-11499, G-10216 respectively.

#### 4.7 Deviation from Standards

None

#### 4.8 Abnormalities from Standard Conditions

None



Unless otherwise agreed in writing, this document is issued by the Company subject to its General Conditions of Service printed overleaf, available on request or accessible at <http://www.sgs.com/en/Terms-and-Conditions.aspx> and, for electronic format documents, subject to Terms and Conditions for Electronic Documents at <http://www.sgs.com/en/Terms-and-Conditions/Terms-e-Documents.aspx>. Attention is drawn to the limitation of liability, indemnification and jurisdiction issues defined therein. Any holder of this document is advised that information contained hereon reflects the Company's findings at the time of its intervention only and within the limits of Client's instructions, if any. The Company's sole responsibility is to its Client and this document does not exonerate parties to a transaction from exercising all their rights and obligations under the transaction documents. This document cannot be reproduced except in full, without prior written approval of the Company. Any unauthorized alteration, forgery or falsification of the content or appearance of this document is unlawful and offenders may be prosecuted to the fullest extent of the law. Unless otherwise stated the results shown in this test report refer only to the sample(s) tested and such sample(s) are retained for 30 days only.

Attention: To check the authenticity of testing /inspection report & certificate, please contact us at telephone: (86-755) 8307 1443, or email: [CN\\_Doccheck@sgs.com](mailto:CN_Doccheck@sgs.com)

## 5 Equipment List

| Item  | Equipment                            | Manufacturer  | Model       | Serial Number | Cal Date   | Cal. Due Date |
|---|--------------------------------------|---------------|-------------|---------------|------------|---------------|
| <b>Conducted Emission at Mains Terminals (150kHz-30MHz)</b> |                                      |               |             |               |            |               |
| 1   | EMI Test Receive                     | R&S           | ESCI        | 100781        | 02/01/2021 | 01/31/2022    |
| 2   | LISN                                 | R&S           | ENV216      | 101604        | 10/19/2020 | 10/18/2021    |
| 3   | LISN                                 | Schwarzbeck   | NNLK 8129   | 8129-143      | 10/19/2020 | 10/18/2021    |
| 4   | Pulse Limiter                        | R&S           | ESH3-Z2     | 100609        | 02/01/2021 | 01/31/2022    |
| 5   | CE test Cable                        | Thermax       | /           | 14            | 10/17/2020 | 10/16/2021    |
| 6   | Test Software                        | Farad         | EZ-EMC      | CCS-03A1      | N.C.R      | N.C.R         |
| <b>RF Conducted Test</b>                                    |                                      |               |             |               |            |               |
| 1   | Spectrum Analyzer                    | Agilent       | E4446A      | MY44020154    | 04/16/2021 | 04/15/2022    |
| 2   | Spectrum Analyzer                    | Keysight      | N9020A      | MY55370209    | 12/02/2020 | 12/01/2021    |
| 3   | Spectrum Analyzer                    | Keysight      | N9010A      | MY56480443    | 02/01/2021 | 01/31/2022    |
| 4   | Signal Generator                     | Agilent       | N5182A      | MY50142015    | 09/25/2020 | 09/24/2021    |
| 5   | Radio Communication Test Station     | Anritsu       | MT8000A     | 6262012849    | N/A        | N/A           |
| 6   | Radio Communication Analyzer         | Anritsu       | MT8821C     | 6201692222    | N/A        | N/A           |
| 7   | Universal Radio Communication Tester | R&S           | CMW500      | 159275        | 10/19/2020 | 10/18/2021    |
| 8   | Universal Radio Communication Tester | R&S           | CMW500      | 167239        | 04/16/2021 | 04/15/2022    |
| 9   | Power Meter                          | Anritsu       | ML2495A     | 1445010       | 04/15/2021 | 04/14/2022    |
| 10  | Switcher                             | CCSRF         | FY562       | KUS2001M001-3 | 10/19/2020 | 10/18/2021    |
| 11  | AC Power Source                      | EXTECH        | 6605        | 1570106       | N.C.R      | N.C.R         |
| 12  | DC Power Supply                      | Aglient       | E3632A      | MY50340053    | N.C.R      | N.C.R         |
| 13  | 6dB Attenuator                       | Mini-Circuits | NAT-6-2W    | 15542-1       | N.C.R      | N.C.R         |
| 14  | Power Divider                        | AISI          | IOWOPE2068  | PE2068        | N.C.R      | N.C.R         |
| 15  | Filter                               | MICRO-TRONICS | BRM50701    | 5             | N.C.R      | N.C.R         |
| 16  | Conducted test cable                 | /             | RF01-RF04   | /             | 04/15/2021 | 04/14/2022    |
| 17  | Software                             | BST           | TST-PASS    | N/A           | N/A        | N/A           |
| 18  | Temp. / Humidity Chamber             | TERCHY        | MHK-120AK   | X30109        | 04/15/2021 | 04/14/2022    |
| 19  | Thermometer                          | Anymetre      | TH603       | CCS007        | 10/16/2020 | 10/15/2021    |
| <b>RF Radiated Test</b>                                     |                                      |               |             |               |            |               |
| 1   | Spectrum Analyzer                    | R&S           | FSV40       | 101493        | 10/19/2020 | 10/18/2021    |
| 2   | Signal Generator                     | Agilent       | E8257C      | MY43321570    | 10/19/2020 | 10/18/2021    |
| 3   | Loop Antenna                         | Schwarzbeck   | HXYZ9170    | 9170-108      | 02/22/2021 | 02/21/2022    |
| 4   | Bilog Antenna                        | TESEQ         | CBL 6112D   | 35403         | 06/21/2021 | 06/20/2023    |
| 5   | Bilog Antenna                        | SCHWARZBECK   | VULB9160    | 9160-3342     | 04/13/2021 | 04/12/2023    |
| 6   | Horn-antenna(1-18GHz)                | Schwarzbeck   | BBHA9120D   | 267           | 10/26/2020 | 10/25/2022    |
| 7   | Horn-antenna(1-18GHz)                | ETS-LINDGREN  | 3117        | 00143290      | 02/22/2021 | 02/21/2023    |
| 8   | Horn Antenna(18-40GHz)               | Schwarzbeck   | BBHA9170    | BBHA9170171   | 02/22/2021 | 02/21/2022    |
| 9   | Pre-Amplifier(30MHz~18GHz)           | LNA           | /           | /             | 04/15/2021 | 04/14/2022    |
| 10  | Amplifier(18~40GHz)                  | COM-POWER     | PAM-840A    | 461332        | 10/23/2020 | 10/22/2021    |
| 11  | Low Pass Filter                      | MICRO-TRONICS | VLFX-950    | RV142900829   | N.C.R      | N.C.R         |
| 12  | High Pass Filter                     | Mini-Circuits | VHF-1200    | 15542         | N.C.R      | N.C.R         |
| 13  | Filter (5450MHz~5770 MHz)            | MICRO-TRONICS | BRC50704-01 | 2             | N.C.R      | N.C.R         |
| 14  | Filter (5690 MHz~5930 MHz)           | MICRO-TRONICS | BRC50705-01 | 4             | N.C.R      | N.C.R         |
| 15  | Filter (5150 MHz~5350 MHz)           | MICRO-TRONICS | BRC50703-01 | 2             | N.C.R      | N.C.R         |



Unless otherwise agreed in writing, this document is issued by the Company subject to its General Conditions of Service printed overleaf, available on request or accessible at <http://www.sgs.com/en/Terms-and-Conditions.aspx> and, for electronic format documents, subject to Terms and Conditions for Electronic Documents at <http://www.sgs.com/en/Terms-and-Conditions/Terms-e-Documents.aspx>. Attention is drawn to the limitation of liability, indemnification and jurisdiction issues defined therein. Any holder of this document is advised that information contained hereon reflects the Company's findings at the time of its intervention only and within the limits of Client's instructions, if any. The Company's sole responsibility is to its Client and this document does not exonerate parties to a transaction from exercising all their rights and obligations under the transaction documents. This document cannot be reproduced except in full, without prior written approval of the Company. Any unauthorized alteration, forgery or falsification of the content or appearance of this document is unlawful and offenders may be prosecuted to the fullest extent of the law. Unless otherwise stated the results shown in this test report refer only to the sample(s) tested and such sample(s) are retained for 30 days only.

Attention: To check the authenticity of testing inspection report & certificate, please contact us at telephone: (86-755) 8307 1443, or email: [CN.Doccheck@sgs.com](mailto:CN.Doccheck@sgs.com)



|    |                            |               |              |     |            |            |
|----|----------------------------|---------------|--------------|-----|------------|------------|
| 16 | Filter (885 MHz~915 MHz)   | MICRO-TRONICS | BRM14698     | 1   | N.C.R      | N.C.R      |
| 17 | Filter (815 MHz~860 MHz)   | MICRO-TRONICS | BRM14697     | 1   | N.C.R      | N.C.R      |
| 18 | Filter (1745 MHz~1910 MHz) | MICRO-TRONICS | BRM14700     | 1   | N.C.R      | N.C.R      |
| 19 | Filter (1922 MHz~1977 MHz) | MICRO-TRONICS | BRM50715     | 1   | N.C.R      | N.C.R      |
| 20 | Filter (2550 MHz)          | MICRO-TRONICS | HPM13362     | 5   | N.C.R      | N.C.R      |
| 21 | Filter (1532 MHz~1845 MHz) | MICRO-TRONICS | BRM50713     | 1   | N.C.R      | N.C.R      |
| 22 | Filter (2.4GHz)            | MICRO-TRONICS | BRM50701     | 5   | N.C.R      | N.C.R      |
| 23 | RE test cable              | /             | RE01-RE04    | /   | 04/15/2021 | 04/14/2022 |
| 24 | Software                   | Faratronic    | EZ_EMV-v 3A1 | N/A | N/A        | N/A        |



Unless otherwise agreed in writing, this document is issued by the Company subject to its General Conditions of Service printed overleaf, available on request or accessible at <http://www.sgs.com/en/Terms-and-Conditions.aspx> and, for electronic format documents, subject to Terms and Conditions for Electronic Documents at <http://www.sgs.com/en/Terms-and-Conditions/Terms-e-Documents.aspx>. Attention is drawn to the limitation of liability, indemnification and jurisdiction issues defined therein. Any holder of this document is advised that information contained hereon reflects the Company's findings at the time of its intervention only and within the limits of Client's instructions, if any. The Company's sole responsibility is to its Client and this document does not exonerate parties to a transaction from exercising all their rights and obligations under the transaction documents. This document cannot be reproduced except in full, without prior written approval of the Company. Any unauthorized alteration, forgery or falsification of the content or appearance of this document is unlawful and offenders may be prosecuted to the fullest extent of the law. Unless otherwise stated the results shown in this test report refer only to the sample(s) tested and such sample(s) are retained for 30 days only.

Attention: To check the authenticity of testing /inspection report & certificate, please contact us at telephone: (86-755) 8307 1443, or email: [CN.Doccheck@sgs.com](mailto:CN.Doccheck@sgs.com)

## 6 Radio Spectrum Technical Requirement

### 6.1 Antenna Requirement

#### 6.1.1 Test Requirement:

47 CFR Part 15, Subpart C 15.203 & 15.247(b)(4)

#### 6.1.2 Conclusion

Standard Requirement:

An intentional radiator shall be designed to ensure that no antenna other than that furnished by the responsible party shall be used with the device. The use of a permanently attached antenna or of an antenna that uses a unique coupling to the intentional radiator, the manufacturer may design the unit so that a broken antenna can be replaced by the user, but the use of a standard antenna jack or electrical connector is prohibited.

15.247(b) (4) requirement:

The conducted output power limit specified in paragraph (b) of this section is based on the use of antennas with directional gains that do not exceed 6 dBi. Except as shown in paragraph (c) of this section, if transmitting antennas of directional gain greater than 6 dBi are used, the conducted output power from the intentional radiator shall be reduced below the stated values in paragraphs (b)(1), (b)(2), and (b)(3) of this section, as appropriate, by the amount in dB that the directional gain of the antenna exceeds 6 dBi.

EUT Antenna:

The antenna is FPC Antenna and no consideration of replacement. The best case gain of the antenna is 3.39dBi.

Antenna location: Refer to Appendix (Internal Photos)



Unless otherwise agreed in writing, this document is issued by the Company subject to its General Conditions of Service printed overleaf, available on request or accessible at <http://www.sgs.com/en/Terms-and-Conditions.aspx> and, for electronic format documents, subject to Terms and Conditions for Electronic Documents at <http://www.sgs.com/en/Terms-and-Conditions/Terms-e-Documents.aspx>. Attention is drawn to the limitation of liability, indemnification and jurisdiction issues defined therein. Any holder of this document is advised that information contained hereon reflects the Company's findings at the time of its intervention only and within the limits of Client's instructions, if any. The Company's sole responsibility is to its Client and this document does not exonerate parties to a transaction from exercising all their rights and obligations under the transaction documents. This document cannot be reproduced except in full, without prior written approval of the Company. Any unauthorized alteration, forgery or falsification of the content or appearance of this document is unlawful and offenders may be prosecuted to the fullest extent of the law. Unless otherwise stated the results shown in this test report refer only to the sample(s) tested and such sample(s) are retained for 30 days only.  
**Attention: To check the authenticity of testing /inspection report & certificate, please contact us at telephone: (86-755) 8307 1443, or email: [CN.Doccheck@sgs.com](mailto:CN.Doccheck@sgs.com)**

## 7 Radio Spectrum Matter Test Results

### 7.1 Conducted Peak Output Power

Test Requirement 47 CFR Part 15, Subpart C 15.247(b)(3)

Test Method: ANSI C63.10 (2013) Section 11.9.1

Limit:

| Frequency range(MHz) | Output power of the intentional radiator(watt)         |
|----------------------|--|
| 902-928              | 1 for $\geq 50$ hopping channels                       |
|                      | 0.25 for $25 \leq$ hopping channels $< 50$             |
|                      | 1 for digital modulation                               |
| 2400-2483.5          | 1 for $\geq 75$ non-overlapping hopping channels       |
|                      | 0.125 for all other frequency hopping systems          |
|                      | 1 for digital modulation                               |
| 5725-5850            | 1 for frequency hopping systems and digital modulation |



Unless otherwise agreed in writing, this document is issued by the Company subject to its General Conditions of Service printed overleaf, available on request or accessible at <http://www.sgs.com/en/Terms-and-Conditions.aspx> and, for electronic format documents, subject to Terms and Conditions for Electronic Documents at <http://www.sgs.com/en/Terms-and-Conditions/Terms-e-Documents.aspx>. Attention is drawn to the limitation of liability, indemnification and jurisdiction issues defined therein. Any holder of this document is advised that information contained hereon reflects the Company's findings at the time of its intervention only and within the limits of Client's instructions, if any. The Company's sole responsibility is to its Client and this document does not exonerate parties to a transaction from exercising all their rights and obligations under the transaction documents. This document cannot be reproduced except in full, without prior written approval of the Company. Any unauthorized alteration, forgery or falsification of the content or appearance of this document is unlawful and offenders may be prosecuted to the fullest extent of the law. Unless otherwise stated the results shown in this test report refer only to the sample(s) tested and such sample(s) are retained for 30 days only.

Attention: To check the authenticity of testing /inspection report & certificate, please contact us at telephone: (86-755) 8307 1443, or email: [CN.Doccheck@sgs.com](mailto:CN.Doccheck@sgs.com)

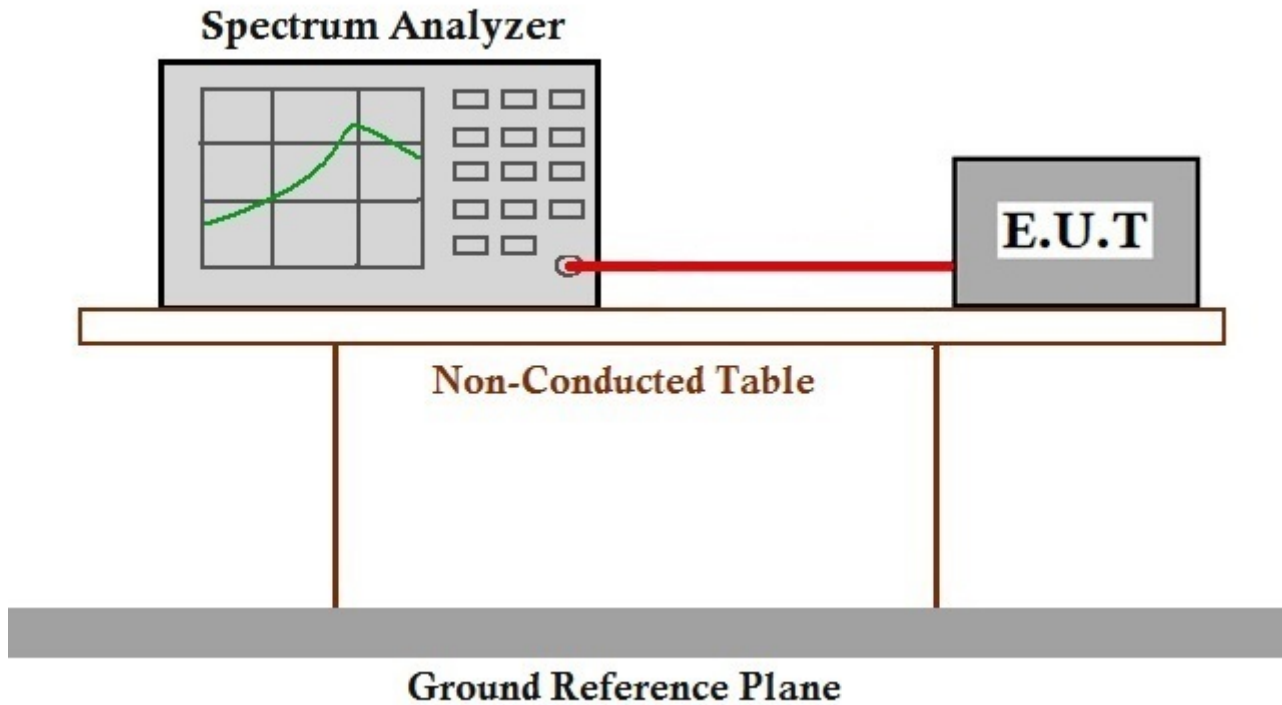
7.1.1 E.U.T. Operation

Operating Environment:

Temperature: 24 °C Humidity: 50 % RH Atmospheric Pressure: 1010 mbar

Test mode d: TX mode\_Keep the EUT in charging and continuously transmitting mode with GFSK modulation.

7.1.2 Test Setup Diagram



7.1.3 Measurement Procedure and Data

The detailed test data see: Appendix C for SHEM210200133903



Unless otherwise agreed in writing, this document is issued by the Company subject to its General Conditions of Service printed overleaf, available on request or accessible at <http://www.sgs.com/en/Terms-and-Conditions.aspx> and, for electronic format documents, subject to Terms and Conditions for Electronic Documents at <http://www.sgs.com/en/Terms-and-Conditions/Terms-e-Documents.aspx>. Attention is drawn to the limitation of liability, indemnification and jurisdiction issues defined therein. Any holder of this document is advised that information contained hereon reflects the Company's findings at the time of its intervention only and within the limits of Client's instructions, if any. The Company's sole responsibility is to its Client and this document does not exonerate parties to a transaction from exercising all their rights and obligations under the transaction documents. This document cannot be reproduced except in full, without prior written approval of the Company. Any unauthorized alteration, forgery or falsification of the content or appearance of this document is unlawful and offenders may be prosecuted to the fullest extent of the law. Unless otherwise stated the results shown in this test report refer only to the sample(s) tested and such sample(s) are retained for 30 days only.

Attention: To check the authenticity of testing /inspection report & certificate, please contact us at telephone: (86-755) 8307 1443, or email: [CN.Doccheck@sgs.com](mailto:CN.Doccheck@sgs.com)

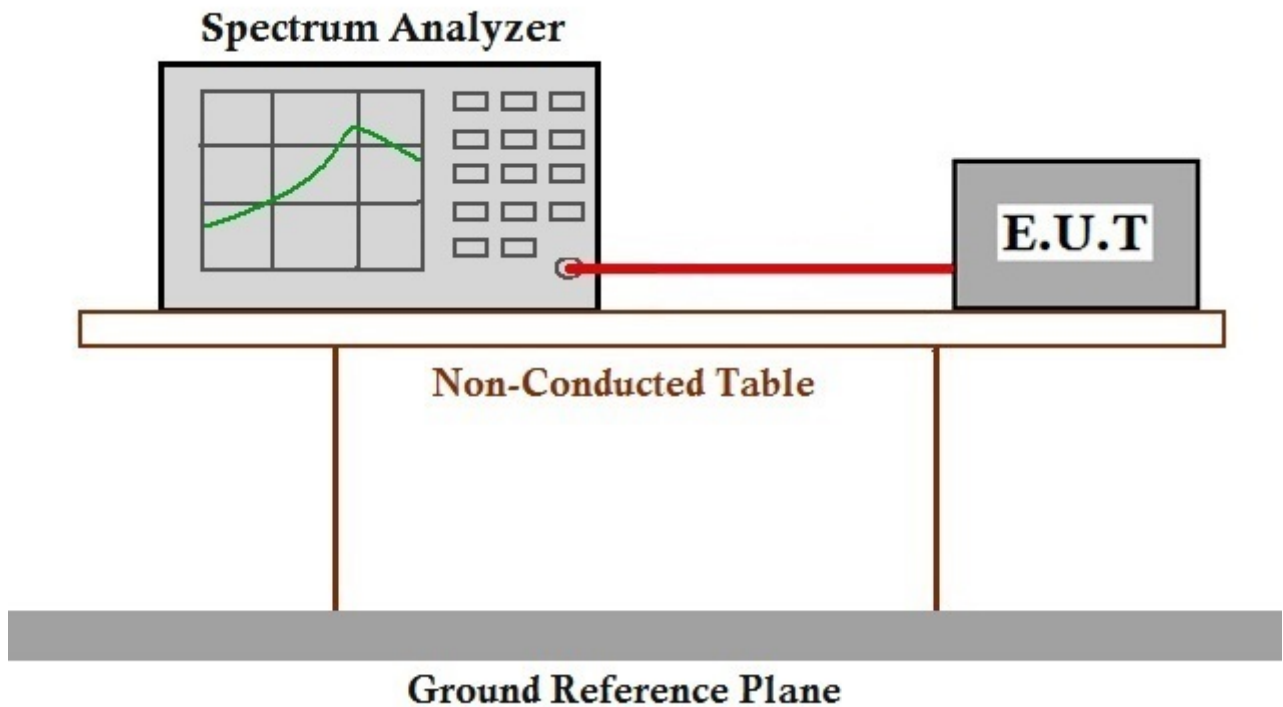
## 7.2 Power Spectrum Density

Test Requirement 47 CFR Part 15, Subpart C 15.247(e)  
 Test Method: ANSI C63.10 (2013) Section 11.10.2  
 Limit:  $\leq 8\text{dBm}$  in any 3 kHz band during any time interval of continuous transmission

### 7.2.1 E.U.T. Operation

Operating Environment:  
 Temperature: 24 °C Humidity: 50 % RH Atmospheric Pressure: 1010 mbar  
 Test mode d: TX mode\_Keep the EUT in charging and continuously transmitting mode with GFSK modulation.

### 7.2.2 Test Setup Diagram



### 7.2.3 Measurement Procedure and Data

The detailed test data see: Appendix C for SHEM210200133903



Unless otherwise agreed in writing, this document is issued by the Company subject to its General Conditions of Service printed overleaf, available on request or accessible at <http://www.sgs.com/en/Terms-and-Conditions.aspx> and, for electronic format documents, subject to Terms and Conditions for Electronic Documents at <http://www.sgs.com/en/Terms-and-Conditions/Terms-e-Documents.aspx>. Attention is drawn to the limitation of liability, indemnification and jurisdiction issues defined therein. Any holder of this document is advised that information contained hereon reflects the Company's findings at the time of its intervention only and within the limits of Client's instructions, if any. The Company's sole responsibility is to its Client and this document does not exonerate parties to a transaction from exercising all their rights and obligations under the transaction documents. This document cannot be reproduced except in full, without prior written approval of the Company. Any unauthorized alteration, forgery or falsification of the content or appearance of this document is unlawful and offenders may be prosecuted to the fullest extent of the law. Unless otherwise stated the results shown in this test report refer only to the sample(s) tested and such sample(s) are retained for 30 days only.  
 Attention: To check the authenticity of testing /inspection report & certificate, please contact us at telephone: (86-755) 8307 1443, or email: [CN.Doccheck@sgs.com](mailto:CN.Doccheck@sgs.com)



### 7.3 Conducted Band Edges Measurement

|                  |   |
|------------------|---|
| Test Requirement | 47 CFR Part 15, Subpart C 15.247(d)   |
| Test Method:     | ANSI C63.10 (2013) Section 11.13.3.2  |
| Limit:           | In any 100 kHz bandwidth outside the frequency band in which the spread spectrum or digitally modulated intentional radiator is operating, the radio frequency power that is produced by the intentional radiator shall be at least 20 dB below that in the 100 kHz bandwidth within the band that contains the highest level of the desired power, based on either an RF conducted or a radiated measurement, provided the transmitter demonstrates compliance with the peak conducted power limits. If the transmitter complies with the conducted power limits based on the use of RMS averaging over a time interval, as permitted under paragraph (b)(3) of this section, the attenuation required under this paragraph shall be 30 dB instead of 20 dB. Attenuation below the general limits specified in §15.209(a) is not required. In addition, radiated emissions which fall in the restricted bands, as defined in §15.205(a), must also comply with the radiated emission limits specified in §15.209(a) (see §15.205(c)) |



Unless otherwise agreed in writing, this document is issued by the Company subject to its General Conditions of Service printed overleaf, available on request or accessible at <http://www.sgs.com/en/Terms-and-Conditions.aspx> and, for electronic format documents, subject to Terms and Conditions for Electronic Documents at <http://www.sgs.com/en/Terms-and-Conditions/Terms-e-Documents.aspx>. Attention is drawn to the limitation of liability, indemnification and jurisdiction issues defined therein. Any holder of this document is advised that information contained hereon reflects the Company's findings at the time of its intervention only and within the limits of Client's instructions, if any. The Company's sole responsibility is to its Client and this document does not exonerate parties to a transaction from exercising all their rights and obligations under the transaction documents. This document cannot be reproduced except in full, without prior written approval of the Company. Any unauthorized alteration, forgery or falsification of the content or appearance of this document is unlawful and offenders may be prosecuted to the fullest extent of the law. Unless otherwise stated the results shown in this test report refer only to the sample(s) tested and such sample(s) are retained for 30 days only.

Attention: To check the authenticity of testing /inspection report & certificate, please contact us at telephone: (86-755) 8307 1443, or email: [CN.Doccheck@sgs.com](mailto:CN.Doccheck@sgs.com)  
NO.588 West Jindu Road, Songjiang District, Shanghai, China 201612  
中国·上海·松江区金都西路588号 邮编: 201612

(86-21) 61915666 f(86-21) 61915678 www.sgs.com.cn  
(86-21) 61915666 f(86-21) 61915678 e sgs.china@sgs.com

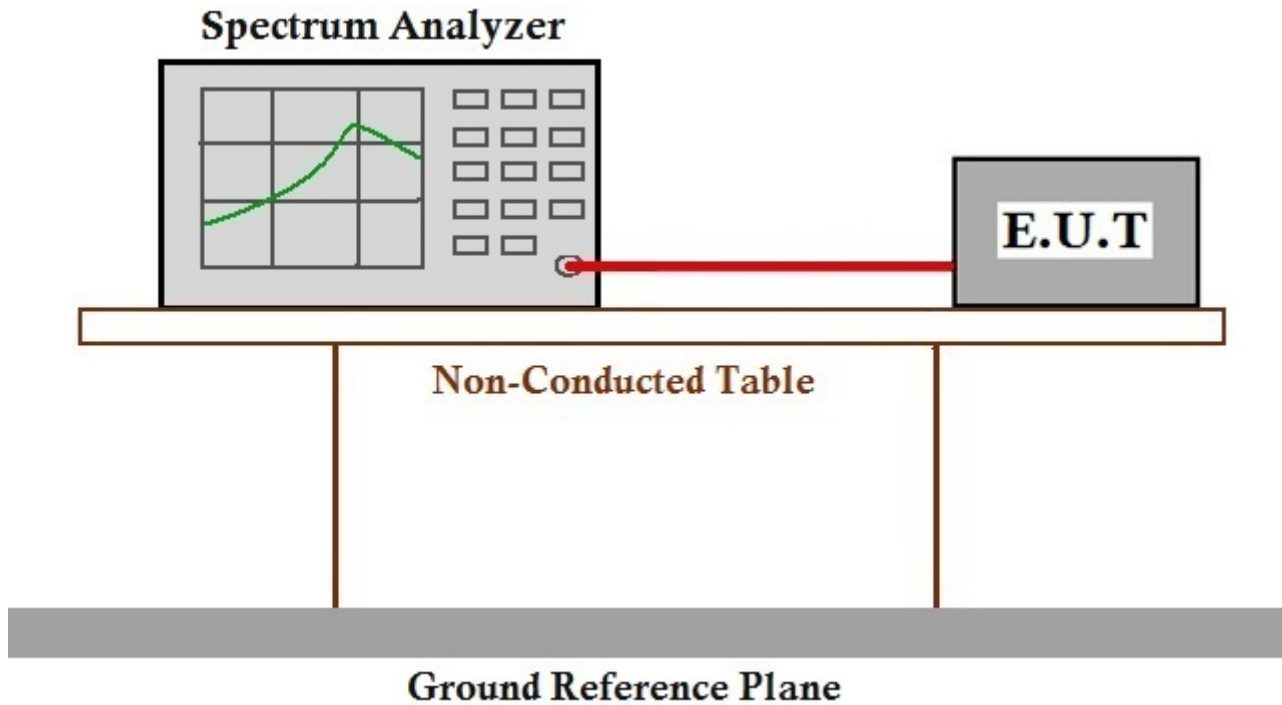
**7.3.1 E.U.T. Operation**

Operating Environment:

Temperature: 24 °C Humidity: 50 % RH Atmospheric Pressure: 1010 mbar

Test mode d: TX mode\_Keep the EUT in charging and continuously transmitting mode with GFSK modulation.

**7.3.2 Test Setup Diagram**



**7.3.3 Measurement Procedure and Data**

The detailed test data see: Appendix C for SHEM210200133903



Unless otherwise agreed in writing, this document is issued by the Company subject to its General Conditions of Service printed overleaf, available on request or accessible at <http://www.sgs.com/en/Terms-and-Conditions.aspx> and, for electronic format documents, subject to Terms and Conditions for Electronic Documents at <http://www.sgs.com/en/Terms-and-Conditions/Terms-e-Documents.aspx>. Attention is drawn to the limitation of liability, indemnification and jurisdiction issues defined therein. Any holder of this document is advised that information contained hereon reflects the Company's findings at the time of its intervention only and within the limits of Client's instructions, if any. The Company's sole responsibility is to its Client and this document does not exonerate parties to a transaction from exercising all their rights and obligations under the transaction documents. This document cannot be reproduced except in full, without prior written approval of the Company. Any unauthorized alteration, forgery or falsification of the content or appearance of this document is unlawful and offenders may be prosecuted to the fullest extent of the law. Unless otherwise stated the results shown in this test report refer only to the sample(s) tested and such sample(s) are retained for 30 days only.

Attention: To check the authenticity of testing /inspection report & certificate, please contact us at telephone: (86-755) 8307 1443, or email: [CN.Doccheck@sgs.com](mailto:CN.Doccheck@sgs.com)

### 7.4 Conducted Spurious Emissions

Test Requirement 47 CFR Part 15, Subpart C 15.247(d)  
Test Method: ANSI C63.10 (2013) Section 11.11  
Limit: In any 100 kHz bandwidth outside the frequency band in which the spread spectrum or digitally modulated intentional radiator is operating, the radio frequency power that is produced by the intentional radiator shall be at least 20 dB below that in the 100 kHz bandwidth within the band that contains the highest level of the desired power, based on either an RF conducted or a radiated measurement, provided the transmitter demonstrates compliance with the peak conducted power limits. If the transmitter complies with the conducted power limits based on the use of RMS averaging over a time interval, as permitted under paragraph (b)(3) of this section, the attenuation required under this paragraph shall be 30 dB instead of 20 dB. Attenuation below the general limits specified in §15.209(a) is not required. In addition, radiated emissions which fall in the restricted bands, as defined in §15.205(a), must also comply with the radiated emission limits specified in §15.209(a) (see §15.205(c))



Unless otherwise agreed in writing, this document is issued by the Company subject to its General Conditions of Service printed overleaf, available on request or accessible at <http://www.sgs.com/en/Terms-and-Conditions.aspx> and, for electronic format documents, subject to Terms and Conditions for Electronic Documents at <http://www.sgs.com/en/Terms-and-Conditions/Terms-e-Documents.aspx>. Attention is drawn to the limitation of liability, indemnification and jurisdiction issues defined therein. Any holder of this document is advised that information contained hereon reflects the Company's findings at the time of its intervention only and within the limits of Client's instructions, if any. The Company's sole responsibility is to its Client and this document does not exonerate parties to a transaction from exercising all their rights and obligations under the transaction documents. This document cannot be reproduced except in full, without prior written approval of the Company. Any unauthorized alteration, forgery or falsification of the content or appearance of this document is unlawful and offenders may be prosecuted to the fullest extent of the law. Unless otherwise stated the results shown in this test report refer only to the sample(s) tested and such sample(s) are retained for 30 days only.  
**Attention: To check the authenticity of testing /inspection report & certificate, please contact us at telephone: (86-755) 8307 1443, or email: [CN.Doccheck@sgs.com](mailto:CN.Doccheck@sgs.com)**

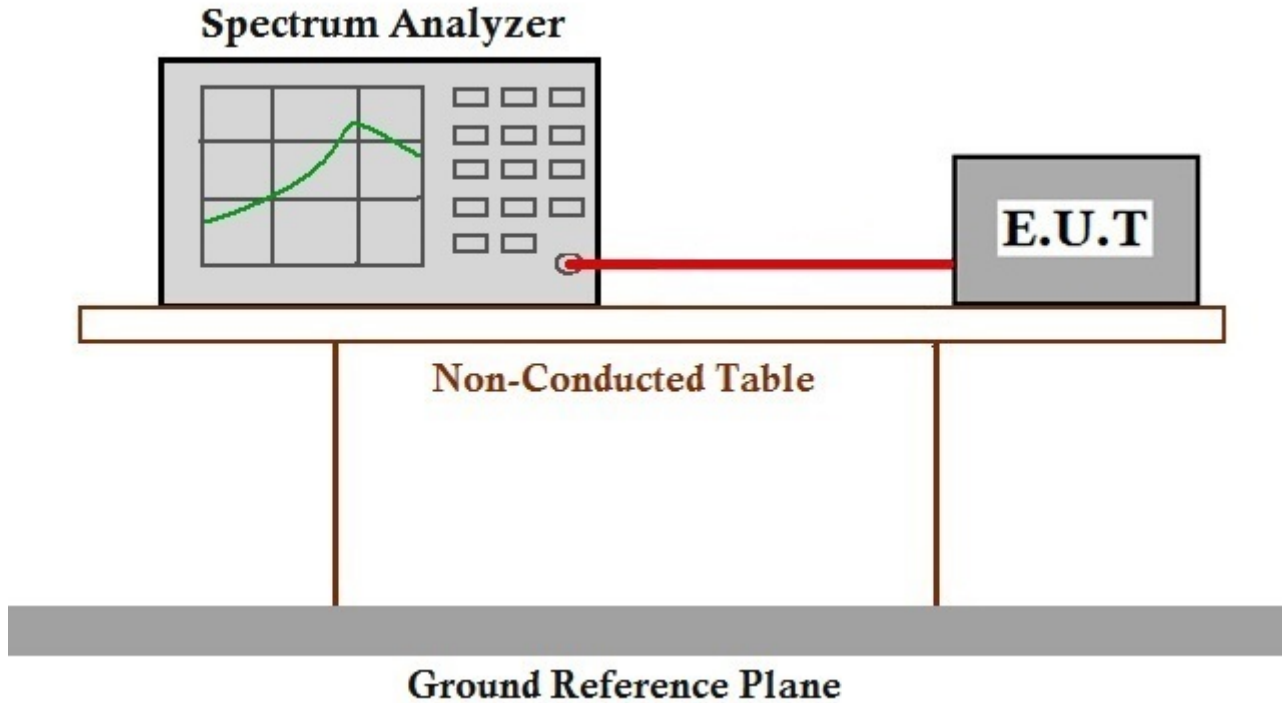
**7.4.1 E.U.T. Operation**

Operating Environment:

Temperature: 24 °C Humidity: 50 % RH Atmospheric Pressure: 1010 mbar

Test mode d: TX mode\_Keep the EUT in charging and continuously transmitting mode with GFSK modulation.

**7.4.2 Test Setup Diagram**



**7.4.3 Measurement Procedure and Data**

The detailed test data see: Appendix C for SHEM210200133903



Unless otherwise agreed in writing, this document is issued by the Company subject to its General Conditions of Service printed overleaf, available on request or accessible at <http://www.sgs.com/en/Terms-and-Conditions.aspx> and, for electronic format documents, subject to Terms and Conditions for Electronic Documents at <http://www.sgs.com/en/Terms-and-Conditions/Terms-e-Documents.aspx>. Attention is drawn to the limitation of liability, indemnification and jurisdiction issues defined therein. Any holder of this document is advised that information contained hereon reflects the Company's findings at the time of its intervention only and within the limits of Client's instructions, if any. The Company's sole responsibility is to its Client and this document does not exonerate parties to a transaction from exercising all their rights and obligations under the transaction documents. This document cannot be reproduced except in full, without prior written approval of the Company. Any unauthorized alteration, forgery or falsification of the content or appearance of this document is unlawful and offenders may be prosecuted to the fullest extent of the law. Unless otherwise stated the results shown in this test report refer only to the sample(s) tested and such sample(s) are retained for 30 days only.

Attention: To check the authenticity of testing /inspection report & certificate, please contact us at telephone: (86-755) 8307 1443, or email: [CN.Doccheck@sgs.com](mailto:CN.Doccheck@sgs.com)

**7.5 Radiated Emissions which fall in the restricted bands**

Test Requirement 47 CFR Part 15, Subpart C 15.205 & 15.209  
 Test Method: ANSI C63.10 (2013) Section 6.10.5  
 Limit:

| Frequency(MHz) | Field strength(microvolts/meter) | Measurement distance(meters) |
|----------------|----------------------------------|------------------------------|
| 0.009-0.490    | 2400/F(kHz)                      | 300                          |
| 0.490-1.705    | 24000/F(kHz)                     | 30                           |
| 1.705-30.0     | 30                               | 30                           |
| 30-88          | 100                              | 3                            |
| 88-216         | 150                              | 3                            |
| 216-960        | 200                              | 3                            |
| Above 960      | 500                              | 3                            |

Remark: The emission limits shown in the above table are based on measurements employing a CISPR quasi-peak detector except for the frequency bands 9-90kHz, 110-490kHz and above 1000 MHz. Radiated emission limits in these three bands are based on measurements employing an average detector, the peak field strength of any emission shall not exceed the maximum permitted average limits specified above by more than 20 dB under any condition of modulation.



Unless otherwise agreed in writing, this document is issued by the Company subject to its General Conditions of Service printed overleaf, available on request or accessible at <http://www.sgs.com/en/Terms-and-Conditions.aspx> and, for electronic format documents, subject to Terms and Conditions for Electronic Documents at <http://www.sgs.com/en/Terms-and-Conditions/Terms-e-Documents.aspx>. Attention is drawn to the limitation of liability, indemnification and jurisdiction issues defined therein. Any holder of this document is advised that information contained hereon reflects the Company's findings at the time of its intervention only and within the limits of Client's instructions, if any. The Company's sole responsibility is to its Client and this document does not exonerate parties to a transaction from exercising all their rights and obligations under the transaction documents. This document cannot be reproduced except in full, without prior written approval of the Company. Any unauthorized alteration, forgery or falsification of the content or appearance of this document is unlawful and offenders may be prosecuted to the fullest extent of the law. Unless otherwise stated the results shown in this test report refer only to the sample(s) tested and such sample(s) are retained for 30 days only.  
**Attention: To check the authenticity of testing /inspection report & certificate, please contact us at telephone: (86-755) 8307 1443, or email: CN.Doccheck@sgs.com**



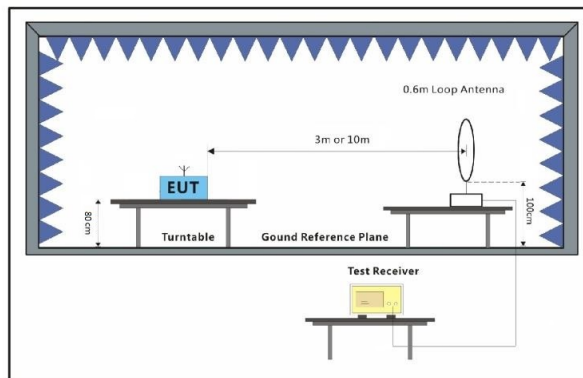
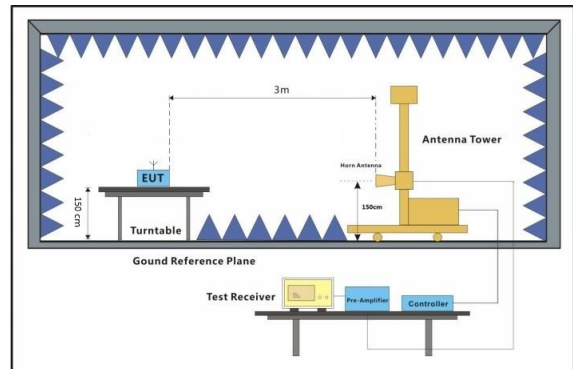
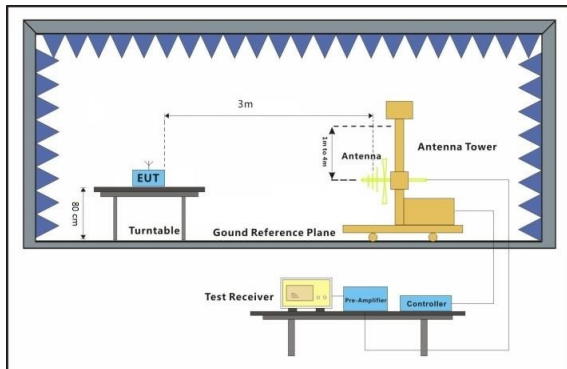
### 7.5.1 E.U.T. Operation

Operating Environment:

Temperature: 24 °C Humidity: 50 % RH Atmospheric Pressure: 1010 mbar

Test mode d: TX mode\_Keep the EUT in charging and continuously transmitting mode with GFSK modulation.

### 7.5.2 Test Setup Diagram



Unless otherwise agreed in writing, this document is issued by the Company subject to its General Conditions of Service printed overleaf, available on request or accessible at <http://www.sgs.com/en/Terms-and-Conditions.aspx> and, for electronic format documents, subject to Terms and Conditions for Electronic Documents at <http://www.sgs.com/en/Terms-and-Conditions/Terms-e-Documents.aspx>. Attention is drawn to the limitation of liability, indemnification and jurisdiction issues defined therein. Any holder of this document is advised that information contained hereon reflects the Company's findings at the time of its intervention only and within the limits of Client's instructions, if any. The Company's sole responsibility is to its Client and this document does not exonerate parties to a transaction from exercising all their rights and obligations under the transaction documents. This document cannot be reproduced except in full, without prior written approval of the Company. Any unauthorized alteration, forgery or falsification of the content or appearance of this document is unlawful and offenders may be prosecuted to the fullest extent of the law. Unless otherwise stated the results shown in this test report refer only to the sample(s) tested and such sample(s) are retained for 30 days only.

Attention: To check the authenticity of testing /inspection report & certificate, please contact us at telephone: (86-755) 8307 1443, or email: [CN.Doccheck@sgs.com](mailto:CN.Doccheck@sgs.com)

**7.5.3 Measurement Procedure and Data**

- a. For below 1GHz, the EUT was placed on the top of a rotating table 0.8 meters above the ground at a 3 or 10 meter semi-anechoic chamber. The table was rotated 360 degrees to determine the position of the highest radiation.
- b. For above 1GHz, the EUT was placed on the top of a rotating table 1.5 meters above the ground at a 3 meter fully-anechoic chamber. The table was rotated 360 degrees to determine the position of the highest radiation.
- c. The EUT was set 3 or 10 meters away from the interference-receiving antenna, which was mounted on the top of a variable-height antenna tower.
- d. The antenna height is varied from one meter to four meters above the ground to determine the maximum value of the field strength. Both horizontal and vertical polarizations of the antenna are set to make the measurement.
- e. For each suspected emission, the EUT was arranged to its worst case and then the antenna was tuned to heights from 1 meter to 4 meters (for the test frequency of below 30MHz, the antenna was tuned to heights 1 meter) and the rotatable table was turned from 0 degrees to 360 degrees to find the maximum reading.
- f. The test-receiver system was set to Peak Detect Function and Specified Bandwidth with Maximum Hold Mode.
- g. If the emission level of the EUT in peak mode was 10dB lower than the limit specified, then testing could be stopped and the peak values of the EUT would be reported. Otherwise the emissions that did not have 10dB margin would be re-tested one by one using peak, quasi-peak or average method as specified and then reported in a data sheet.
- h. Test the EUT in the lowest channel, the middle channel, the Highest channel.
- i. The radiation measurements are performed in X, Y, Z axis positioning for Transmitting mode, and found the X axis positioning which it is the worst case.
- j. Repeat above procedures until all frequencies measured was complete.

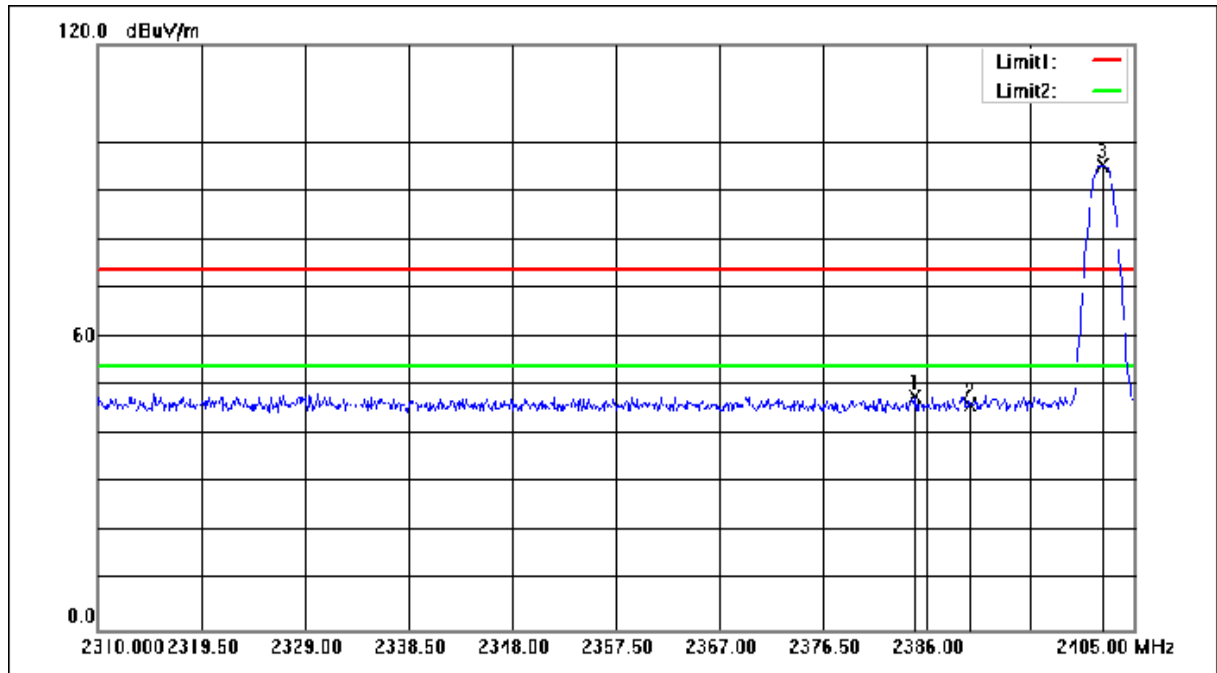
Remark 1: Level= Read Level+ Cable Loss+ Antenna Factor- Preamp Factor

Remark 2: For frequencies above 1GHz, the field strength limits are based on average limits. However, the peak field strength of any emission shall not exceed the maximum permitted average limits specified above by more than 20 dB under any condition of modulation. For the emissions whose peak level is lower than the average limit, only the peak measurement is shown in the report.



Unless otherwise agreed in writing, this document is issued by the Company subject to its General Conditions of Service printed overleaf, available on request or accessible at <http://www.sgs.com/en/Terms-and-Conditions.aspx> and, for electronic format documents, subject to Terms and Conditions for Electronic Documents at <http://www.sgs.com/en/Terms-and-Conditions/Terms-e-Documents.aspx>. Attention is drawn to the limitation of liability, indemnification and jurisdiction issues defined therein. Any holder of this document is advised that information contained hereon reflects the Company's findings at the time of its intervention only and within the limits of Client's instructions, if any. The Company's sole responsibility is to its Client and this document does not exonerate parties to a transaction from exercising all their rights and obligations under the transaction documents. This document cannot be reproduced except in full, without prior written approval of the Company. Any unauthorized alteration, forgery or falsification of the content or appearance of this document is unlawful and offenders may be prosecuted to the fullest extent of the law. Unless otherwise stated the results shown in this test report refer only to the sample(s) tested and such sample(s) are retained for 30 days only.  
**Attention: To check the authenticity of testing /inspection report & certificate, please contact us at telephone: (86-755) 8307 1443, or email: [CN.Doccheck@sgs.com](mailto:CN.Doccheck@sgs.com)**

Mode:d; Polarization:Horizontal; Modulation:GFSK; ; Channel:Low



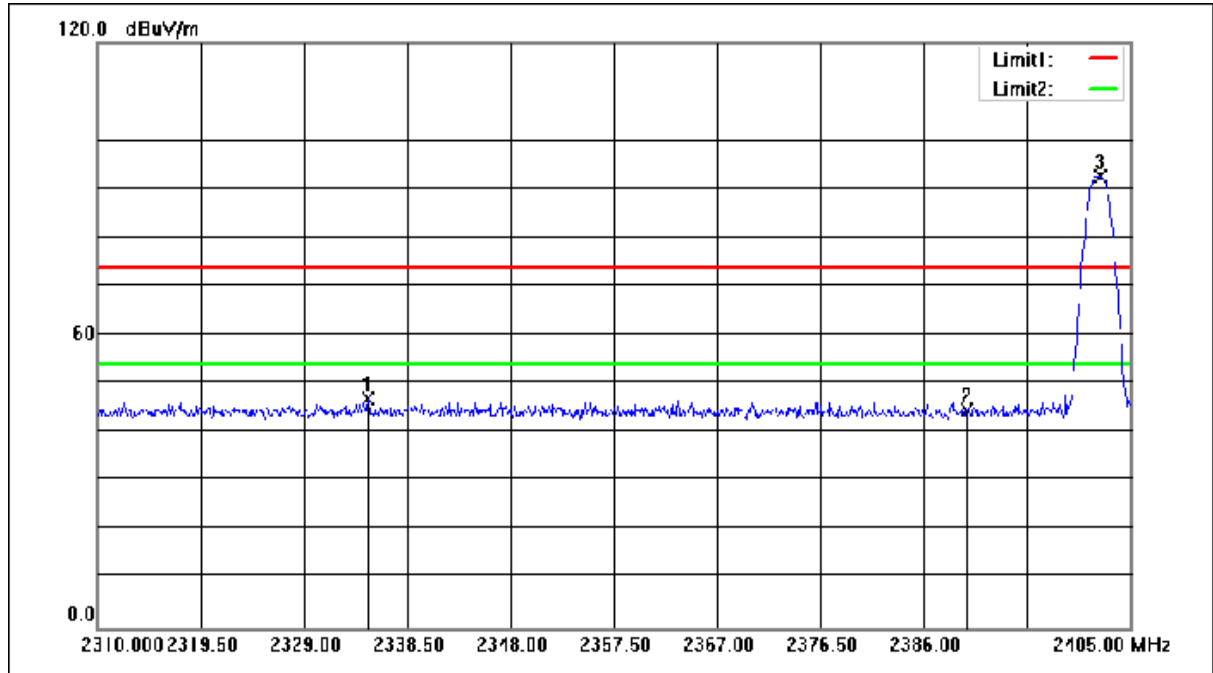
| No. | Frequency (MHz) | Reading (dBuV) | Correction factor(dB/m) | Result (dBuV/m) | Limit (dBuV/m) | Margin (dB) | Remark |
|-----|-----------------|----------------|-------------------------|-----------------|----------------|-------------|--------|
| 1   | 2384.955        | 61.93          | -14.03                  | 47.90           | 74.00          | -26.10      | peak   |
| 2   | 2390.000        | 59.92          | -14.01                  | 45.91           | 74.00          | -28.09      | peak   |
| 3   | 2402.150        | 109.28         | -13.97                  | 95.31           | 74.00          | 21.31       | peak   |



Unless otherwise agreed in writing, this document is issued by the Company subject to its General Conditions of Service printed overleaf, available on request or accessible at <http://www.sgs.com/en/Terms-and-Conditions.aspx> and, for electronic format documents, subject to Terms and Conditions for Electronic Documents at <http://www.sgs.com/en/Terms-and-Conditions/Terms-e-Documents.aspx>. Attention is drawn to the limitation of liability, indemnification and jurisdiction issues defined therein. Any holder of this document is advised that information contained hereon reflects the Company's findings at the time of its intervention only and within the limits of Client's instructions, if any. The Company's sole responsibility is to its Client and this document does not exonerate parties to a transaction from exercising all their rights and obligations under the transaction documents. This document cannot be reproduced except in full, without prior written approval of the Company. Any unauthorized alteration, forgery or falsification of the content or appearance of this document is unlawful and offenders may be prosecuted to the fullest extent of the law. Unless otherwise stated the results shown in this test report refer only to the sample(s) tested and such sample(s) are retained for 30 days only.

Attention: To check the authenticity of testing /inspection report & certificate, please contact us at telephone: (86-755) 8307 1443, or email: [CN.Doccheck@sgs.com](mailto:CN.Doccheck@sgs.com)

Mode:d; Polarization:Vertical; Modulation:GFSK; ; Channel:Low



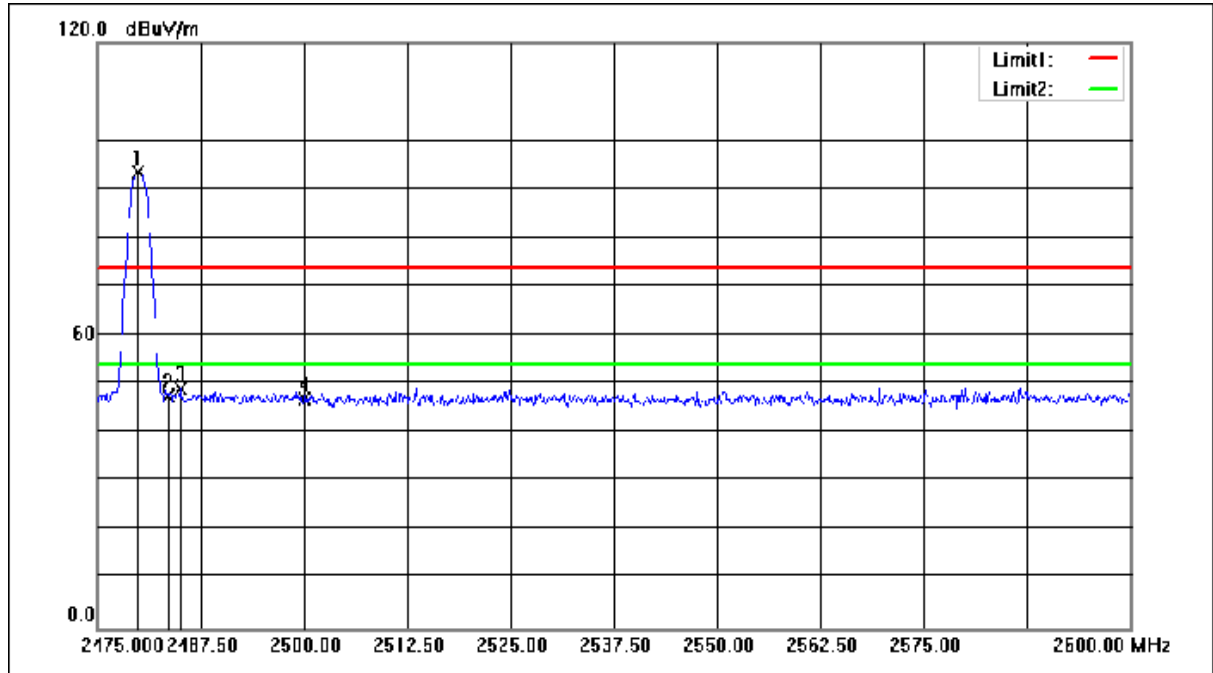
| No. | Frequency (MHz) | Reading (dBuV) | Correction factor(dB/m) | Result (dBuV/m) | Limit (dBuV/m) | Margin (dB) | Remark |
|-----|-----------------|----------------|-------------------------|-----------------|----------------|-------------|--------|
| 1   | 2334.890        | 63.24          | -16.32                  | 46.92           | 74.00          | -27.08      | peak   |
| 2   | 2390.000        | 60.76          | -16.16                  | 44.60           | 74.00          | -29.40      | peak   |
| 3   | 2402.245        | 108.77         | -16.12                  | 92.65           | 74.00          | 18.65       | peak   |



Unless otherwise agreed in writing, this document is issued by the Company subject to its General Conditions of Service printed overleaf, available on request or accessible at <http://www.sgs.com/en/Terms-and-Conditions.aspx> and, for electronic format documents, subject to Terms and Conditions for Electronic Documents at <http://www.sgs.com/en/Terms-and-Conditions/Terms-e-Documents.aspx>. Attention is drawn to the limitation of liability, indemnification and jurisdiction issues defined therein. Any holder of this document is advised that information contained hereon reflects the Company's findings at the time of its intervention only and within the limits of Client's instructions, if any. The Company's sole responsibility is to its Client and this document does not exonerate parties to a transaction from exercising all their rights and obligations under the transaction documents. This document cannot be reproduced except in full, without prior written approval of the Company. Any unauthorized alteration, forgery or falsification of the content or appearance of this document is unlawful and offenders may be prosecuted to the fullest extent of the law. Unless otherwise stated the results shown in this test report refer only to the sample(s) tested and such sample(s) are retained for 30 days only.

Attention: To check the authenticity of testing /inspection report & certificate, please contact us at telephone: (86-755) 8307 1443, or email: [CN.Doccheck@sgs.com](mailto:CN.Doccheck@sgs.com)

Mode:d; Polarization:Horizontal; Modulation:GFSK; ; Channel:High



| No. | Frequency (MHz) | Reading (dBuV) | Correction factor(dB/m) | Result (dBuV/m) | Limit (dBuV/m) | Margin (dB) | Remark |
|-----|-----------------|----------------|-------------------------|-----------------|----------------|-------------|--------|
| 1   | 2479.875        | 107.13         | -13.71                  | 93.42           | 74.00          | 19.42       | peak   |
| 2   | 2483.500        | 61.36          | -13.71                  | 47.65           | 74.00          | -26.35      | peak   |
| 3   | 2485.000        | 62.70          | -13.70                  | 49.00           | 74.00          | -25.00      | peak   |
| 4   | 2500.000        | 60.64          | -13.64                  | 47.00           | 74.00          | -27.00      | peak   |

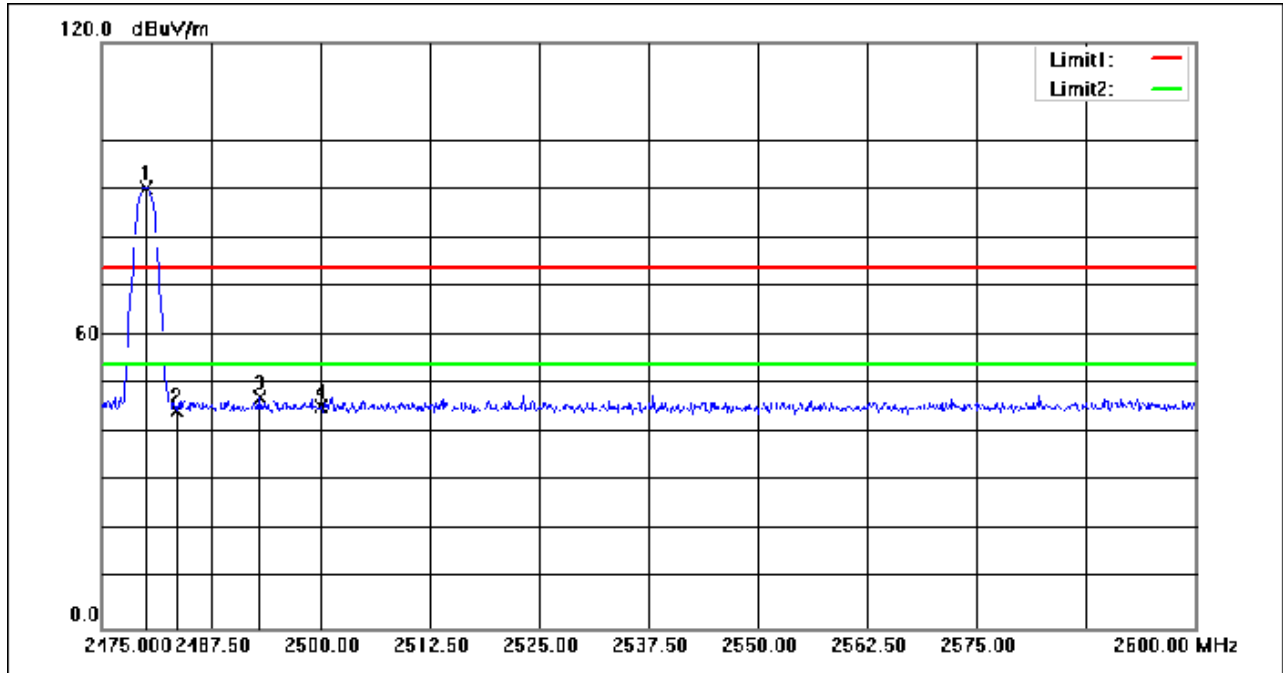


Unless otherwise agreed in writing, this document is issued by the Company subject to its General Conditions of Service printed overleaf, available on request or accessible at <http://www.sgs.com/en/Terms-and-Conditions.aspx> and, for electronic format documents, subject to Terms and Conditions for Electronic Documents at <http://www.sgs.com/en/Terms-and-Conditions/Terms-e-Documents.aspx>. Attention is drawn to the limitation of liability, indemnification and jurisdiction issues defined therein. Any holder of this document is advised that information contained hereon reflects the Company's findings at the time of its intervention only and within the limits of Client's instructions, if any. The Company's sole responsibility is to its Client and this document does not exonerate parties to a transaction from exercising all their rights and obligations under the transaction documents. This document cannot be reproduced except in full, without prior written approval of the Company. Any unauthorized alteration, forgery or falsification of the content or appearance of this document is unlawful and offenders may be prosecuted to the fullest extent of the law. Unless otherwise stated the results shown in this test report refer only to the sample(s) tested and such sample(s) are retained for 30 days only.

Attention: To check the authenticity of testing /inspection report & certificate, please contact us at telephone: (86-755) 8307 1443, or email: [CN.Doccheck@sgs.com](mailto:CN.Doccheck@sgs.com)



Mode:d; Polarization:Vertical; Modulation:GFSK; ; Channel:High



| No. | Frequency (MHz) | Reading (dBUV) | Correction factor(dB/m) | Result (dBUV/m) | Limit (dBUV/m) | Margin (dB) | Remark |
|-----|-----------------|----------------|-------------------------|-----------------|----------------|-------------|--------|
| 1   | 2480.125        | 106.04         | -15.86                  | 90.18           | 74.00          | 16.18       | peak   |
| 2   | 2483.500        | 60.41          | -15.86                  | 44.55           | 74.00          | -29.45      | peak   |
| 3   | 2493.125        | 63.04          | -15.82                  | 47.22           | 74.00          | -26.78      | peak   |
| 4   | 2500.000        | 61.35          | -15.79                  | 45.56           | 74.00          | -28.44      | peak   |



Unless otherwise agreed in writing, this document is issued by the Company subject to its General Conditions of Service printed overleaf, available on request or accessible at <http://www.sgs.com/en/Terms-and-Conditions.aspx> and, for electronic format documents, subject to Terms and Conditions for Electronic Documents at <http://www.sgs.com/en/Terms-and-Conditions/Terms-e-Documents.aspx>. Attention is drawn to the limitation of liability, indemnification and jurisdiction issues defined therein. Any holder of this document is advised that information contained hereon reflects the Company's findings at the time of its intervention only and within the limits of Client's instructions, if any. The Company's sole responsibility is to its Client and this document does not exonerate parties to a transaction from exercising all their rights and obligations under the transaction documents. This document cannot be reproduced except in full, without prior written approval of the Company. Any unauthorized alteration, forgery or falsification of the content or appearance of this document is unlawful and offenders may be prosecuted to the fullest extent of the law. Unless otherwise stated the results shown in this test report refer only to the sample(s) tested and such sample(s) are retained for 30 days only.

Attention: To check the authenticity of testing /inspection report & certificate, please contact us at telephone: (86-755) 8307 1443, or email: [CN.Doccheck@sgs.com](mailto:CN.Doccheck@sgs.com)

### 7.6 Radiated Spurious Emissions

Test Requirement 47 CFR Part 15, Subpart C 15.205 & 15.209

Test Method: ANSI C63.10 (2013) Section 6.4,6.5,6.6

Limit:

| Frequency(MHz) | Field strength(microvolts/meter) | Measurement distance(meters) |
|----------------|----------------------------------|------------------------------|
| 0.009-0.490    | 2400/F(kHz)                      | 300                          |
| 0.490-1.705    | 24000/F(kHz)                     | 30                           |
| 1.705-30.0     | 30                               | 30                           |
| 30-88          | 100                              | 3                            |
| 88-216         | 150                              | 3                            |
| 216-960        | 200                              | 3                            |
| Above 960      | 500                              | 3                            |

Remark: The emission limits shown in the above table are based on measurements employing a CISPR quasi-peak detector except for the frequency bands 9-90kHz, 110-490kHz and above 1000 MHz. Radiated emission limits in these three bands are based on measurements employing an average detector, the peak field strength of any emission shall not exceed the maximum permitted average limits specified above by more than 20 dB under any condition of modulation.



Unless otherwise agreed in writing, this document is issued by the Company subject to its General Conditions of Service printed overleaf, available on request or accessible at <http://www.sgs.com/en/Terms-and-Conditions.aspx> and, for electronic format documents, subject to Terms and Conditions for Electronic Documents at <http://www.sgs.com/en/Terms-and-Conditions/Terms-e-Documents.aspx>. Attention is drawn to the limitation of liability, indemnification and jurisdiction issues defined therein. Any holder of this document is advised that information contained hereon reflects the Company's findings at the time of its intervention only and within the limits of Client's instructions, if any. The Company's sole responsibility is to its Client and this document does not exonerate parties to a transaction from exercising all their rights and obligations under the transaction documents. This document cannot be reproduced except in full, without prior written approval of the Company. Any unauthorized alteration, forgery or falsification of the content or appearance of this document is unlawful and offenders may be prosecuted to the fullest extent of the law. Unless otherwise stated the results shown in this test report refer only to the sample(s) tested and such sample(s) are retained for 30 days only.

Attention: To check the authenticity of testing /inspection report & certificate, please contact us at telephone: (86-755) 8307 1443, or email: [CN.Doccheck@sgs.com](mailto:CN.Doccheck@sgs.com)

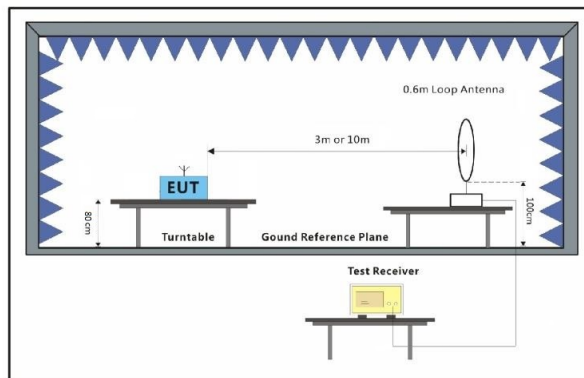
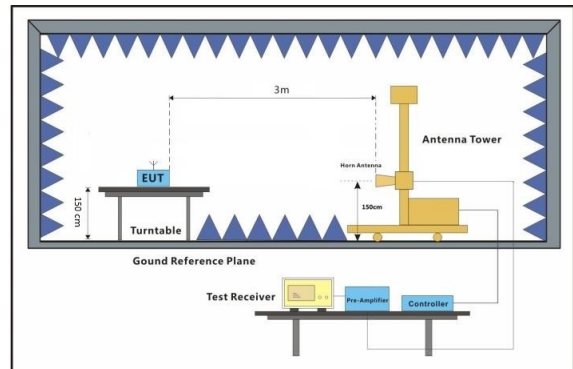
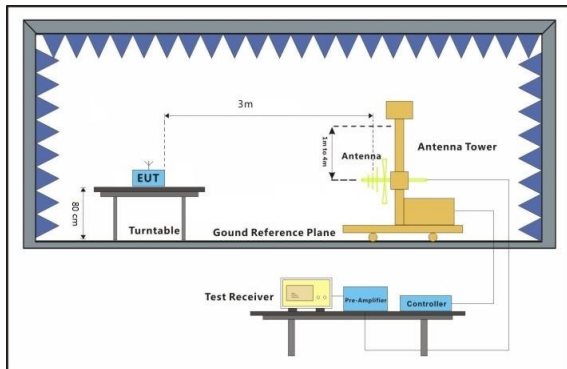
7.6.1 E.U.T. Operation

Operating Environment:

Temperature: 24 °C Humidity: 50 % RH Atmospheric Pressure: 1010 mbar

Test mode d: TX mode\_Keep the EUT in charging and continuously transmitting mode with GFSK modulation.

7.6.2 Test Setup Diagram



Unless otherwise agreed in writing, this document is issued by the Company subject to its General Conditions of Service printed overleaf, available on request or accessible at <http://www.sgs.com/en/Terms-and-Conditions.aspx> and, for electronic format documents, subject to Terms and Conditions for Electronic Documents at <http://www.sgs.com/en/Terms-and-Conditions/Terms-e-Documents.aspx>. Attention is drawn to the limitation of liability, indemnification and jurisdiction issues defined therein. Any holder of this document is advised that information contained hereon reflects the Company's findings at the time of its intervention only and within the limits of Client's instructions, if any. The Company's sole responsibility is to its Client and this document does not exonerate parties to a transaction from exercising all their rights and obligations under the transaction documents. This document cannot be reproduced except in full, without prior written approval of the Company. Any unauthorized alteration, forgery or falsification of the content or appearance of this document is unlawful and offenders may be prosecuted to the fullest extent of the law. Unless otherwise stated the results shown in this test report refer only to the sample(s) tested and such sample(s) are retained for 30 days only.

Attention: To check the authenticity of testing /inspection report & certificate, please contact us at telephone: (86-755) 8307 1443, or email: [CN.Doccheck@sgs.com](mailto:CN.Doccheck@sgs.com)

### 7.6.3 Measurement Procedure and Data

- a. For below 1GHz, the EUT was placed on the top of a rotating table 0.8 meters above the ground at a 3 or 10 meter semi-anechoic chamber. The table was rotated 360 degrees to determine the position of the highest radiation.
- b. For above 1GHz, the EUT was placed on the top of a rotating table 1.5 meters above the ground at a 3 meter fully-anechoic chamber. The table was rotated 360 degrees to determine the position of the highest radiation.
- c. The EUT was set 3 or 10 meters away from the interference-receiving antenna, which was mounted on the top of a variable-height antenna tower.
- d. The antenna height is varied from one meter to four meters above the ground to determine the maximum value of the field strength. Both horizontal and vertical polarizations of the antenna are set to make the measurement.
- e. For each suspected emission, the EUT was arranged to its worst case and then the antenna was tuned to heights from 1 meter to 4 meters (for the test frequency of below 30MHz, the antenna was tuned to heights 1 meter) and the rotatable table was turned from 0 degrees to 360 degrees to find the maximum reading.
- f. The test-receiver system was set to Peak Detect Function and Specified Bandwidth with Maximum Hold Mode.
- g. If the emission level of the EUT in peak mode was 10dB lower than the limit specified, then testing could be stopped and the peak values of the EUT would be reported. Otherwise the emissions that did not have 10dB margin would be re-tested one by one using peak, quasi-peak or average method as specified and then reported in a data sheet.
- h. Test the EUT in the lowest channel, the middle channel, the Highest channel.
- i. The radiation measurements are performed in X, Y, Z axis positioning for Transmitting mode, and found the X axis positioning which it is the worst case.
- j. Repeat above procedures until all frequencies measured was complete.

#### Remark:

1) For emission below 1GHz, through pre-scan found the worst case is the lowest channel. Only the worst case is recorded in the report.

2) The field strength is calculated by adding the Antenna Factor, Cable Factor & Pre-amplifier. The basic equation with a sample calculation is as follows:

Final Test Level = Receiver Reading + Antenna Factor + Cable Factor – Pre-amplifier Factor

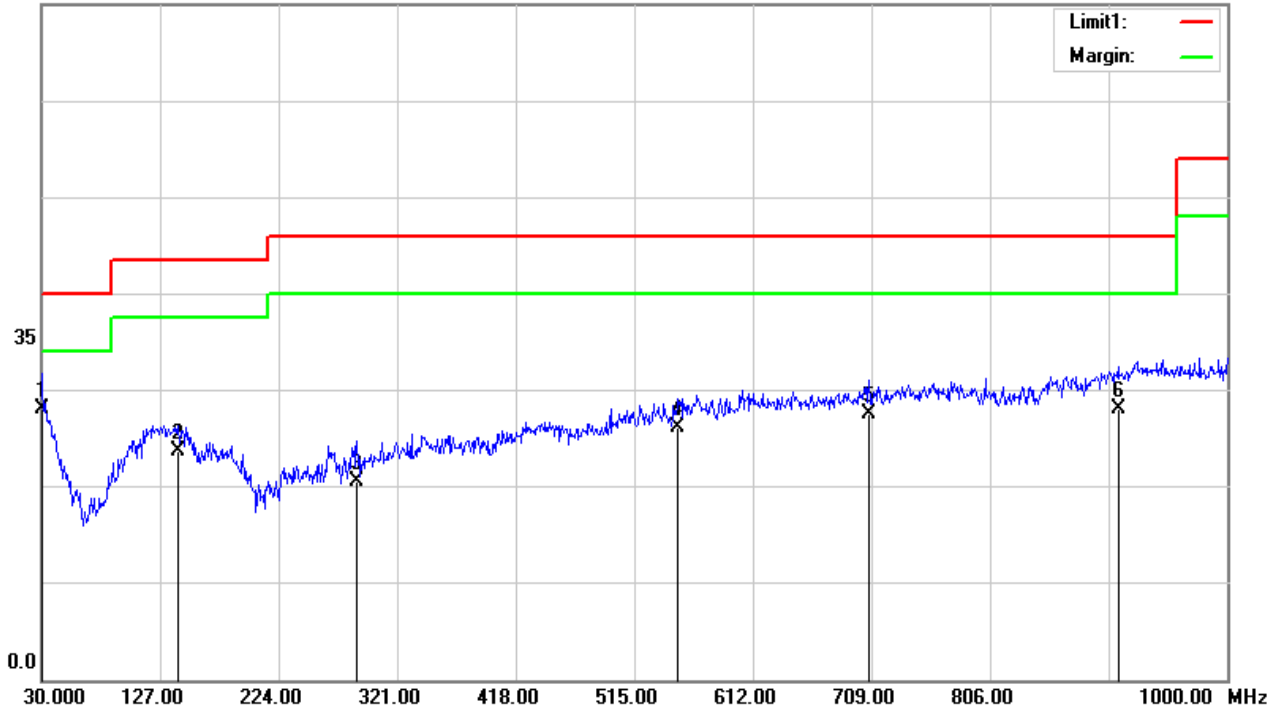
3) Scan from 9kHz to 25GHz, the disturbance above 18GHz and below 30MHz was very low. The points marked on above plots are the highest emissions could be found when testing, so only above points had been displayed. The amplitude of spurious emissions from the radiator which are attenuated more than 20dB below the limit need not be reported.

4) For frequencies above 1GHz, the field strength limits are based on average limits. However, the peak field strength of any emission shall not exceed the maximum permitted average limits specified above by more than 20 dB under any condition of modulation. For the emissions whose peak level is lower than the average limit, only the peak measurement is shown in the report.



Unless otherwise agreed in writing, this document is issued by the Company subject to its General Conditions of Service printed overleaf, available on request or accessible at <http://www.sgs.com/en/Terms-and-Conditions.aspx> and, for electronic format documents, subject to Terms and Conditions for Electronic Documents at <http://www.sgs.com/en/Terms-and-Conditions/Terms-e-Documents.aspx>. Attention is drawn to the limitation of liability, indemnification and jurisdiction issues defined therein. Any holder of this document is advised that information contained hereon reflects the Company's findings at the time of its intervention only and within the limits of Client's instructions, if any. The Company's sole responsibility is to its Client and this document does not exonerate parties to a transaction from exercising all their rights and obligations under the transaction documents. This document cannot be reproduced except in full, without prior written approval of the Company. Any unauthorized alteration, forgery or falsification of the content or appearance of this document is unlawful and offenders may be prosecuted to the fullest extent of the law. Unless otherwise stated the results shown in this test report refer only to the sample(s) tested and such sample(s) are retained for 30 days only.  
Attention: To check the authenticity of testing /inspection report & certificate, please contact us at telephone: (86-755) 8307 1443, or email: [CN\\_Doccheck@sgs.com](mailto:CN_Doccheck@sgs.com)

30MHz-1GHz  
Polarization:Horizontal  
70.0 dBuV/m



| No. | Frequency (MHz) | Reading (dBuV) | Correct Factor(dB/m) | Result (dBuV/m) | Limit (dBuV/m) | Margin (dB) | Height (cm) | Degree (deg.) | Remark |
|-----|-----------------|----------------|----------------------|-----------------|----------------|-------------|-------------|---------------|--------|
| 1   | 30.0000         | 2.08           | 25.93                | 28.01           | 40.00          | -11.99      | 100         | 27            | QP     |
| 2   | 141.5500        | 3.80           | 19.86                | 23.66           | 43.50          | -19.84      | 100         | 244           | QP     |
| 3   | 288.0200        | 0.29           | 20.31                | 20.60           | 46.00          | -25.40      | 100         | 128           | QP     |
| 4   | 550.8900        | 0.34           | 25.84                | 26.18           | 46.00          | -19.82      | 100         | 251           | QP     |
| 5   | 707.0600        | 0.15           | 27.50                | 27.65           | 46.00          | -18.35      | 100         | 170           | QP     |
| 6   | 910.7600        | -0.76          | 28.81                | 28.05           | 46.00          | -17.95      | 100         | 13            | QP     |



Unless otherwise agreed in writing, this document is issued by the Company subject to its General Conditions of Service printed overleaf, available on request or accessible at <http://www.sgs.com/en/Terms-and-Conditions.aspx> and, for electronic format documents, subject to Terms and Conditions for Electronic Documents at <http://www.sgs.com/en/Terms-and-Conditions/Terms-e-Documents.aspx>. Attention is drawn to the limitation of liability, indemnification and jurisdiction issues defined therein. Any holder of this document is advised that information contained hereon reflects the Company's findings at the time of its intervention only and within the limits of Client's instructions, if any. The Company's sole responsibility is to its Client and this document does not exonerate parties to a transaction from exercising all their rights and obligations under the transaction documents. This document cannot be reproduced except in full, without prior written approval of the Company. Any unauthorized alteration, forgery or falsification of the content or appearance of this document is unlawful and offenders may be prosecuted to the fullest extent of the law. Unless otherwise stated the results shown in this test report refer only to the sample(s) tested and such sample(s) are retained for 30 days only.

SGS-CSTC Standards Technical Services (Shanghai) Co., Ltd.  
Testing Center EMC

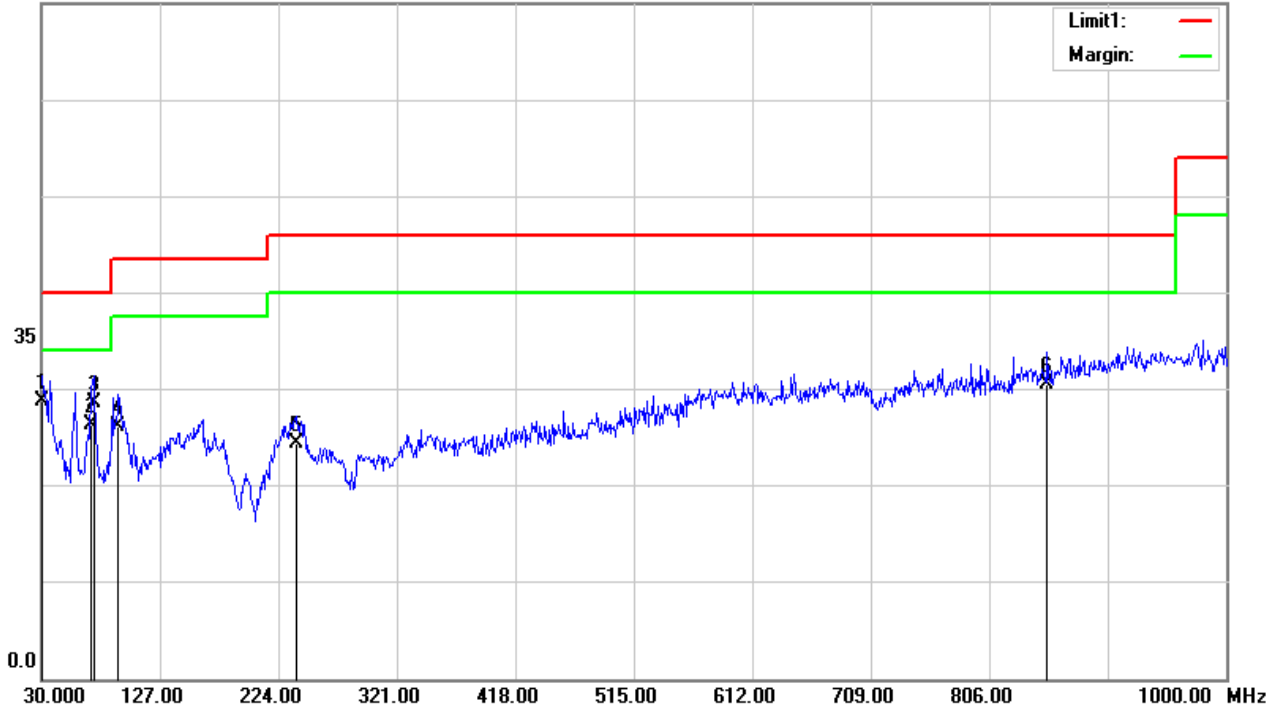
NO.588 West Jindu Road, Songjiang District, Shanghai, China 201612  
中国·上海·松江区金都西路588号 邮编: 201612

t(86-21)61915666 f(86-21)61915678 www.sgs.com.cn  
t(86-21)61915666 f(86-21)61915678 e.sgs.china@sgs.com



Polarization: Vertical

70.0 dBuV/m



| No. | Frequency (MHz) | Reading (dBuV) | Correct Factor(dB/m) | Result (dBuV/m) | Limit (dBuV/m) | Margin (dB) | Height (cm) | Degree (deg.) | Remark |
|-----|-----------------|----------------|----------------------|-----------------|----------------|-------------|-------------|---------------|--------|
| 1   | 30.0000         | 2.91           | 25.93                | 28.84           | 40.00          | -11.16      | 100         | 2             | QP     |
| 2   | 70.7400         | 12.59          | 13.82                | 26.41           | 40.00          | -13.59      | 100         | 6             | QP     |
| 3   | 72.6800         | 14.46          | 14.19                | 28.65           | 40.00          | -11.35      | 100         | 6             | QP     |
| 4   | 93.0500         | 8.89           | 17.19                | 26.08           | 43.50          | -17.42      | 100         | 139           | QP     |
| 5   | 238.5500        | 5.78           | 18.62                | 24.40           | 46.00          | -21.60      | 100         | 36            | QP     |
| 6   | 853.5300        | 2.36           | 28.12                | 30.48           | 46.00          | -15.52      | 100         | 261           | QP     |

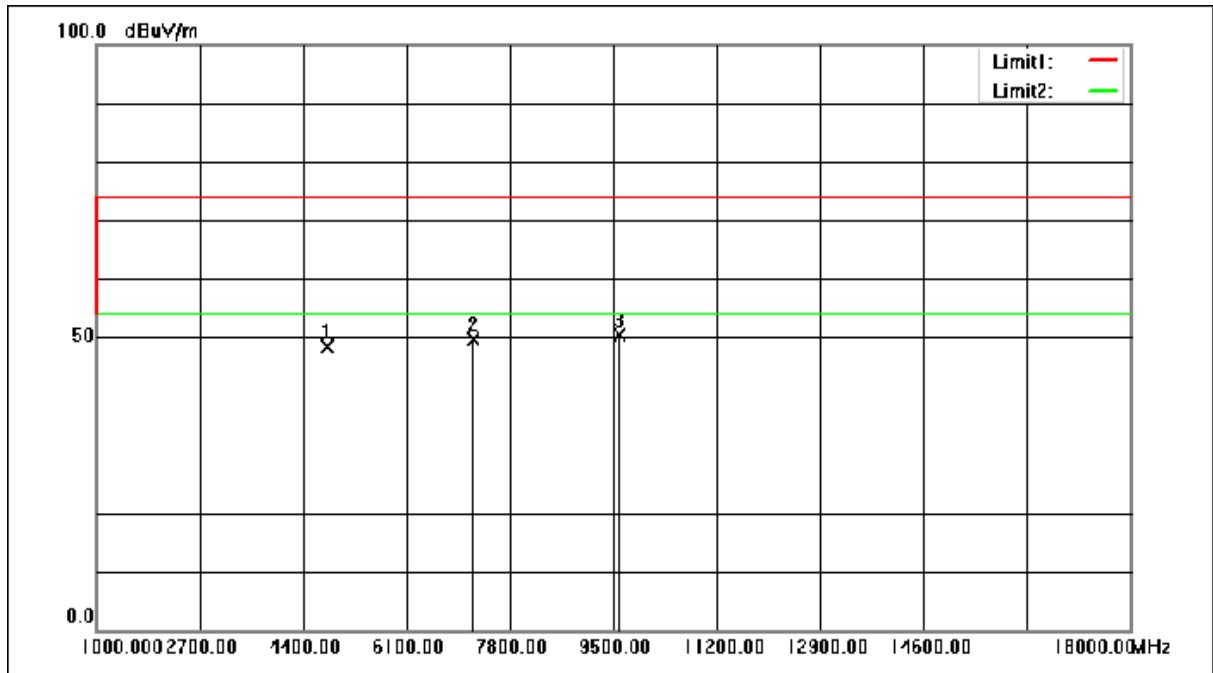


Unless otherwise agreed in writing, this document is issued by the Company subject to its General Conditions of Service printed overleaf, available on request or accessible at <http://www.sgs.com/en/Terms-and-Conditions.aspx> and, for electronic format documents, subject to Terms and Conditions for Electronic Documents at <http://www.sgs.com/en/Terms-and-Conditions/Terms-e-Documents.aspx>. Attention is drawn to the limitation of liability, indemnification and jurisdiction issues defined therein. Any holder of this document is advised that information contained hereon reflects the Company's findings at the time of its intervention only and within the limits of Client's instructions, if any. The Company's sole responsibility is to its Client and this document does not exonerate parties to a transaction from exercising all their rights and obligations under the transaction documents. This document cannot be reproduced except in full, without prior written approval of the Company. Any unauthorized alteration, forgery or falsification of the content or appearance of this document is unlawful and offenders may be prosecuted to the fullest extent of the law. Unless otherwise stated the results shown in this test report refer only to the sample(s) tested and such sample(s) are retained for 30 days only.

Attention: To check the authenticity of testing /inspection report & certificate, please contact us at telephone: (86-755) 8307 1443, or email: [CN.Doccheck@sgs.com](mailto:CN.Doccheck@sgs.com)

Above 1GHz

Mode:d; Polarization:Horizontal; Modulation:GFSK; ; Channel:Low



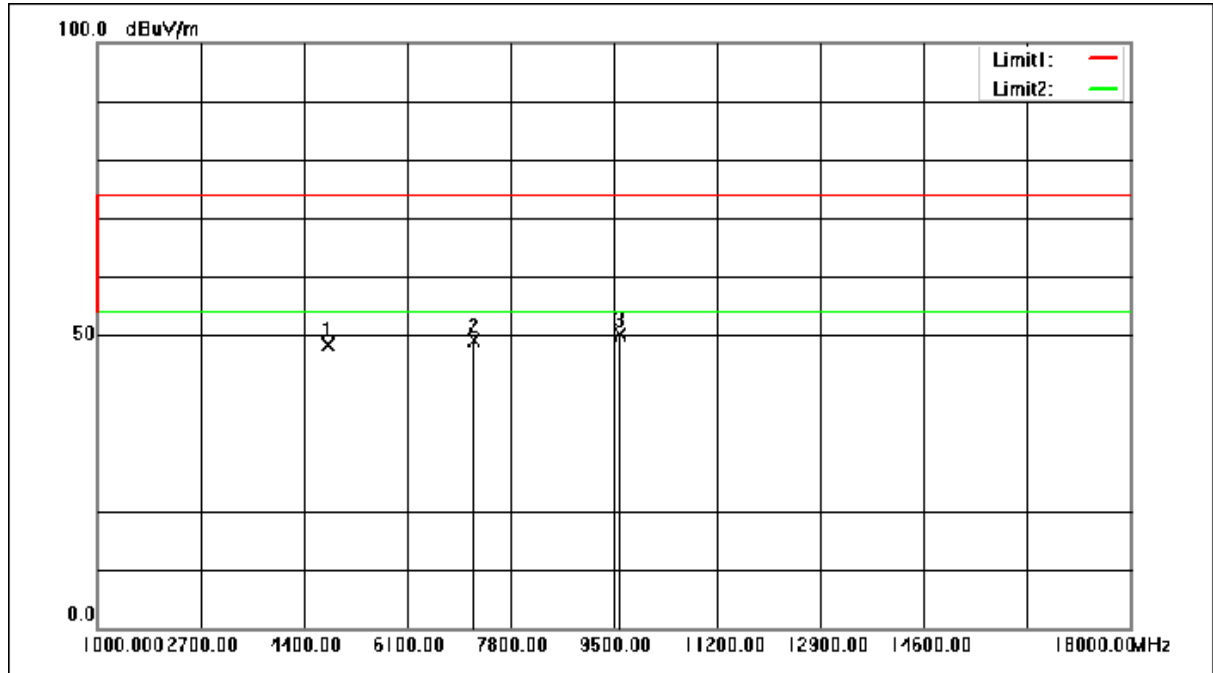
| No. | Frequency (MHz) | Reading (dBuV) | Correction factor(dB/m) | Result (dBuV/m) | Limit (dBuV/m) | Margin (dB) | Remark |
|-----|-----------------|----------------|-------------------------|-----------------|----------------|-------------|--------|
| 1   | 4804.000        | 57.24          | -8.86                   | 48.38           | 74.00          | -25.62      | peak   |
| 2   | 7206.000        | 55.49          | -5.89                   | 49.60           | 74.00          | -24.40      | peak   |
| 3   | 9608.000        | 51.58          | -1.26                   | 50.32           | 74.00          | -23.68      | peak   |



Unless otherwise agreed in writing, this document is issued by the Company subject to its General Conditions of Service printed overleaf, available on request or accessible at <http://www.sgs.com/en/Terms-and-Conditions.aspx> and, for electronic format documents, subject to Terms and Conditions for Electronic Documents at <http://www.sgs.com/en/Terms-and-Conditions/Terms-e-Documents.aspx>. Attention is drawn to the limitation of liability, indemnification and jurisdiction issues defined therein. Any holder of this document is advised that information contained hereon reflects the Company's findings at the time of its intervention only and within the limits of Client's instructions, if any. The Company's sole responsibility is to its Client and this document does not exonerate parties to a transaction from exercising all their rights and obligations under the transaction documents. This document cannot be reproduced except in full, without prior written approval of the Company. Any unauthorized alteration, forgery or falsification of the content or appearance of this document is unlawful and offenders may be prosecuted to the fullest extent of the law. Unless otherwise stated the results shown in this test report refer only to the sample(s) tested and such sample(s) are retained for 30 days only.

Attention: To check the authenticity of testing /inspection report & certificate, please contact us at telephone: (86-755) 8307 1443, or email: [CN.Doccheck@sgs.com](mailto:CN.Doccheck@sgs.com)

Mode:d; Polarization:Vertical; Modulation:GFSK; ; Channel:Low



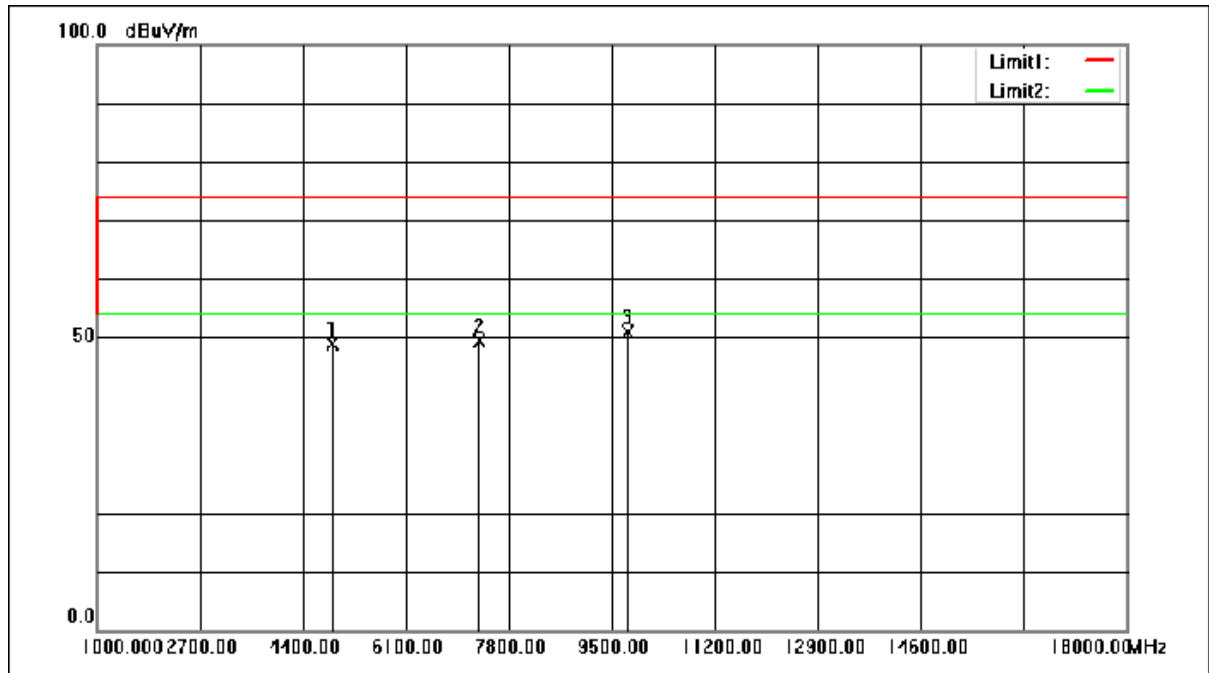
| No. | Frequency (MHz) | Reading (dBuV) | Correction factor(dB/m) | Result (dBuV/m) | Limit (dBuV/m) | Margin (dB) | Remark |
|-----|-----------------|----------------|-------------------------|-----------------|----------------|-------------|--------|
| 1   | 4804.000        | 57.25          | -8.86                   | 48.39           | 74.00          | -25.61      | peak   |
| 2   | 7206.000        | 55.13          | -5.89                   | 49.24           | 74.00          | -24.76      | peak   |
| 3   | 9608.000        | 51.40          | -1.26                   | 50.14           | 74.00          | -23.86      | peak   |



Unless otherwise agreed in writing, this document is issued by the Company subject to its General Conditions of Service printed overleaf, available on request or accessible at <http://www.sgs.com/en/Terms-and-Conditions.aspx> and, for electronic format documents, subject to Terms and Conditions for Electronic Documents at <http://www.sgs.com/en/Terms-and-Conditions/Terms-e-Documents.aspx>. Attention is drawn to the limitation of liability, indemnification and jurisdiction issues defined therein. Any holder of this document is advised that information contained hereon reflects the Company's findings at the time of its intervention only and within the limits of Client's instructions, if any. The Company's sole responsibility is to its Client and this document does not exonerate parties to a transaction from exercising all their rights and obligations under the transaction documents. This document cannot be reproduced except in full, without prior written approval of the Company. Any unauthorized alteration, forgery or falsification of the content or appearance of this document is unlawful and offenders may be prosecuted to the fullest extent of the law. Unless otherwise stated the results shown in this test report refer only to the sample(s) tested and such sample(s) are retained for 30 days only.

Attention: To check the authenticity of testing /inspection report & certificate, please contact us at telephone: (86-755) 8307 1443, or email: [CN.Doccheck@sgs.com](mailto:CN.Doccheck@sgs.com)

Mode:d; Polarization:Horizontal; Modulation:GFSK; ; Channel:middle



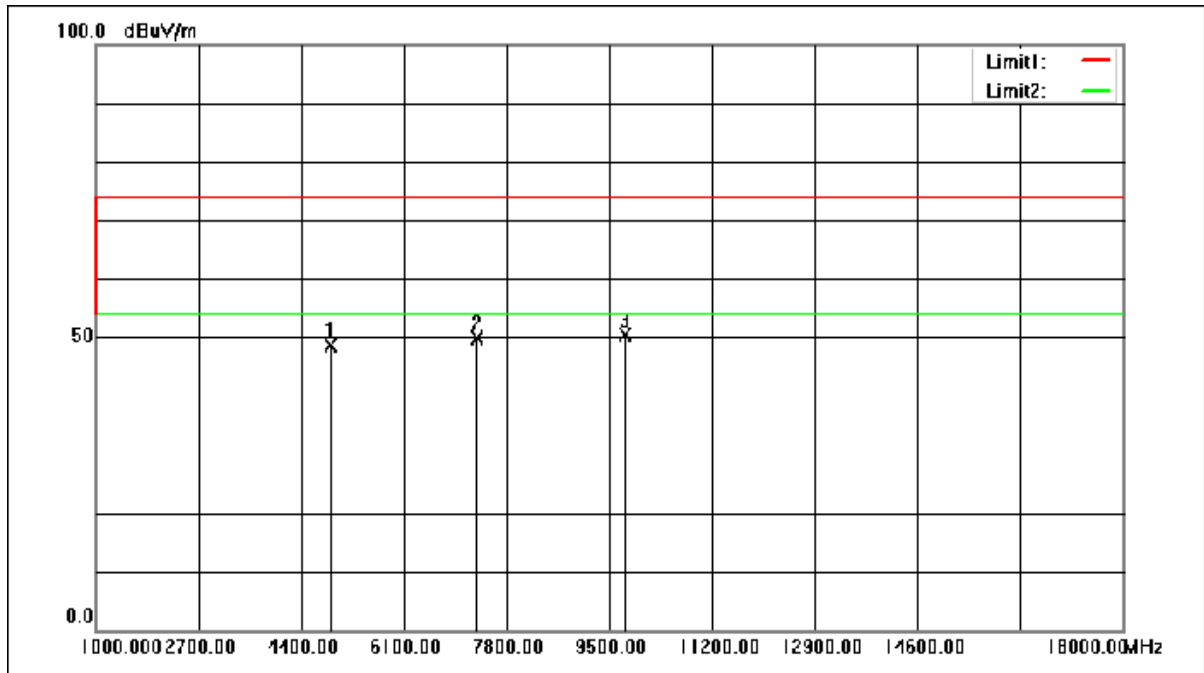
| No. | Frequency (MHz) | Reading (dBuV) | Correction factor(dB/m) | Result (dBuV/m) | Limit (dBuV/m) | Margin (dB) | Remark |
|-----|-----------------|----------------|-------------------------|-----------------|----------------|-------------|--------|
| 1   | 4880.000        | 57.56          | -8.60                   | 48.96           | 74.00          | -25.04      | peak   |
| 2   | 7320.000        | 55.10          | -5.77                   | 49.33           | 74.00          | -24.67      | peak   |
| 3   | 9760.000        | 52.26          | -1.45                   | 50.81           | 74.00          | -23.19      | peak   |



Unless otherwise agreed in writing, this document is issued by the Company subject to its General Conditions of Service printed overleaf, available on request or accessible at <http://www.sgs.com/en/Terms-and-Conditions.aspx> and, for electronic format documents, subject to Terms and Conditions for Electronic Documents at <http://www.sgs.com/en/Terms-and-Conditions/Terms-e-Documents.aspx>. Attention is drawn to the limitation of liability, indemnification and jurisdiction issues defined therein. Any holder of this document is advised that information contained hereon reflects the Company's findings at the time of its intervention only and within the limits of Client's instructions, if any. The Company's sole responsibility is to its Client and this document does not exonerate parties to a transaction from exercising all their rights and obligations under the transaction documents. This document cannot be reproduced except in full, without prior written approval of the Company. Any unauthorized alteration, forgery or falsification of the content or appearance of this document is unlawful and offenders may be prosecuted to the fullest extent of the law. Unless otherwise stated the results shown in this test report refer only to the sample(s) tested and such sample(s) are retained for 30 days only.

Attention: To check the authenticity of testing /inspection report & certificate, please contact us at telephone: (86-755) 8307 1443, or email: [CN.Doccheck@sgs.com](mailto:CN.Doccheck@sgs.com)

Mode:d; Polarization:Vertical; Modulation:GFSK; ; Channel:middle



| No. | Frequency (MHz) | Reading (dBuV) | Correction factor(dB/m) | Result (dBuV/m) | Limit (dBuV/m) | Margin (dB) | Remark |
|-----|-----------------|----------------|-------------------------|-----------------|----------------|-------------|--------|
| 1   | 4880.000        | 57.28          | -8.60                   | 48.68           | 74.00          | -25.32      | peak   |
| 2   | 7320.000        | 55.71          | -5.77                   | 49.94           | 74.00          | -24.06      | peak   |
| 3   | 9760.000        | 51.73          | -1.45                   | 50.28           | 74.00          | -23.72      | peak   |

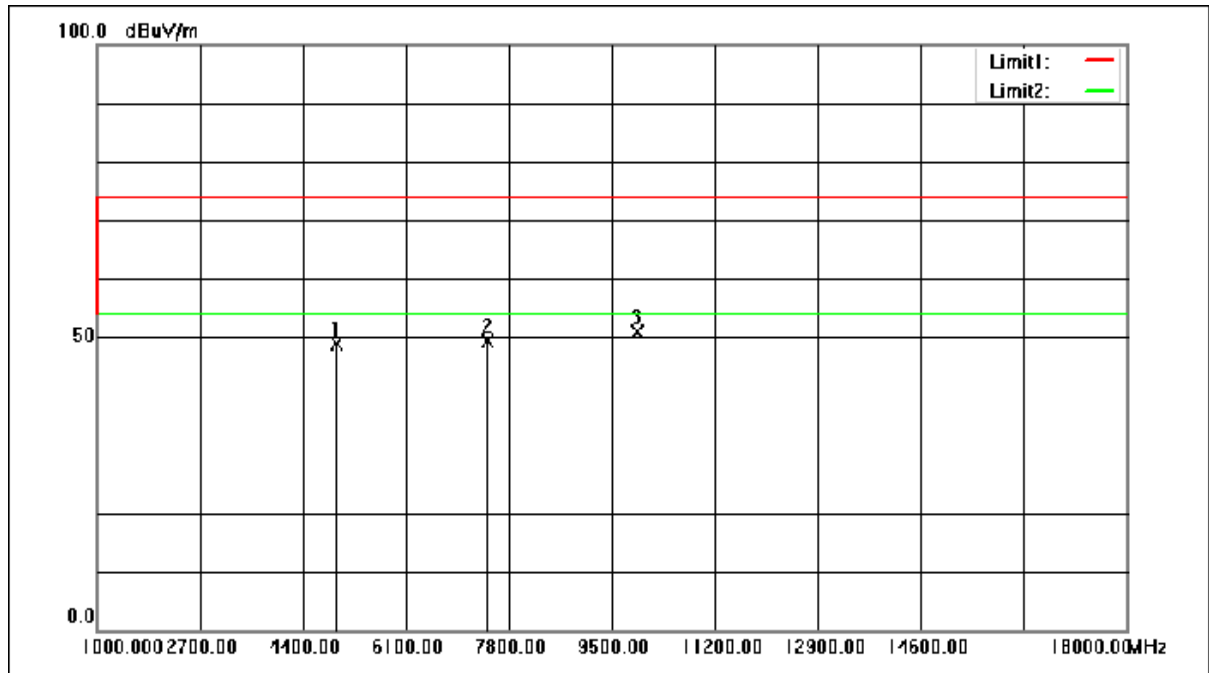


Unless otherwise agreed in writing, this document is issued by the Company subject to its General Conditions of Service printed overleaf, available on request or accessible at <http://www.sgs.com/en/Terms-and-Conditions.aspx> and, for electronic format documents, subject to Terms and Conditions for Electronic Documents at <http://www.sgs.com/en/Terms-and-Conditions/Terms-e-Documents.aspx>. Attention is drawn to the limitation of liability, indemnification and jurisdiction issues defined therein. Any holder of this document is advised that information contained hereon reflects the Company's findings at the time of its intervention only and within the limits of Client's instructions, if any. The Company's sole responsibility is to its Client and this document does not exonerate parties to a transaction from exercising all their rights and obligations under the transaction documents. This document cannot be reproduced except in full, without prior written approval of the Company. Any unauthorized alteration, forgery or falsification of the content or appearance of this document is unlawful and offenders may be prosecuted to the fullest extent of the law. Unless otherwise stated the results shown in this test report refer only to the sample(s) tested and such sample(s) are retained for 30 days only.

Attention: To check the authenticity of testing /inspection report & certificate, please contact us at telephone: (86-755) 8307 1443, or email: [CN.Doccheck@sgs.com](mailto:CN.Doccheck@sgs.com)



Mode:d; Polarization:Horizontal; Modulation:GFSK; ; Channel:High



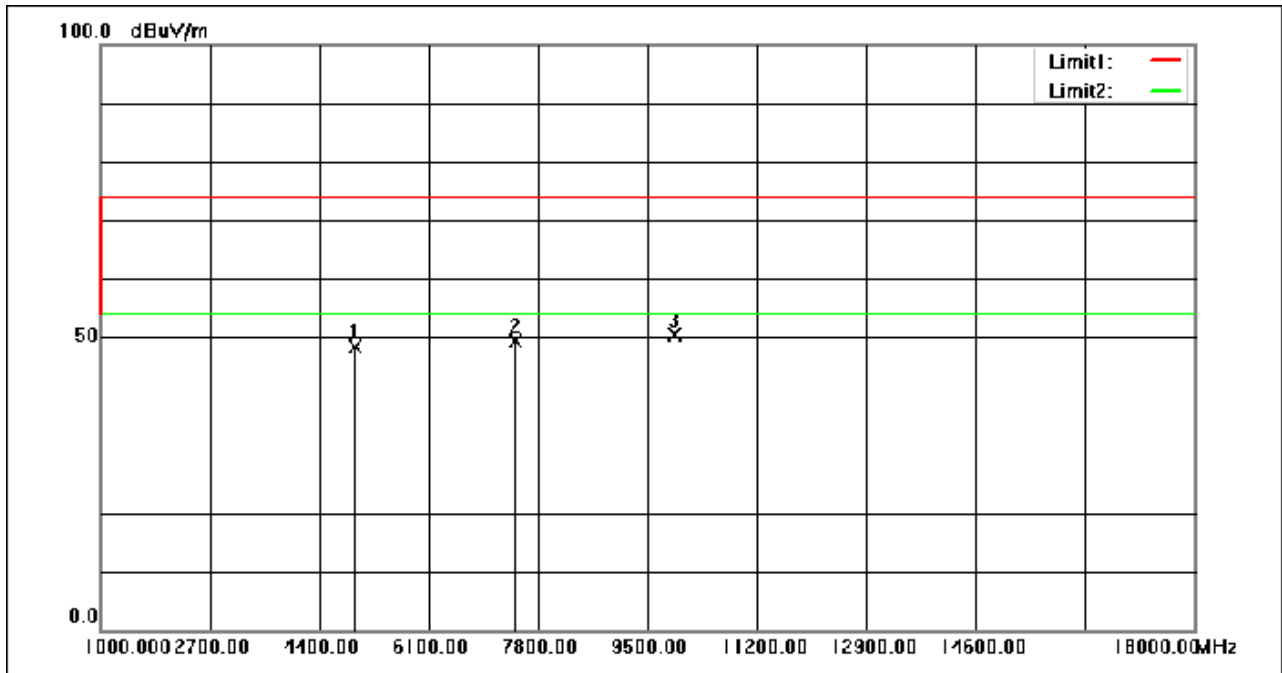
| No. | Frequency (MHz) | Reading (dBuV) | Correction factor(dB/m) | Result (dBuV/m) | Limit (dBuV/m) | Margin (dB) | Remark |
|-----|-----------------|----------------|-------------------------|-----------------|----------------|-------------|--------|
| 1   | 4960.000        | 57.23          | -8.32                   | 48.91           | 74.00          | -25.09      | peak   |
| 2   | 7440.000        | 54.97          | -5.63                   | 49.34           | 74.00          | -24.66      | peak   |
| 3   | 9920.000        | 51.90          | -0.94                   | 50.96           | 74.00          | -23.04      | peak   |



Unless otherwise agreed in writing, this document is issued by the Company subject to its General Conditions of Service printed overleaf, available on request or accessible at <http://www.sgs.com/en/Terms-and-Conditions.aspx> and, for electronic format documents, subject to Terms and Conditions for Electronic Documents at <http://www.sgs.com/en/Terms-and-Conditions/Terms-e-Documents.aspx>. Attention is drawn to the limitation of liability, indemnification and jurisdiction issues defined therein. Any holder of this document is advised that information contained hereon reflects the Company's findings at the time of its intervention only and within the limits of Client's instructions, if any. The Company's sole responsibility is to its Client and this document does not exonerate parties to a transaction from exercising all their rights and obligations under the transaction documents. This document cannot be reproduced except in full, without prior written approval of the Company. Any unauthorized alteration, forgery or falsification of the content or appearance of this document is unlawful and offenders may be prosecuted to the fullest extent of the law. Unless otherwise stated the results shown in this test report refer only to the sample(s) tested and such sample(s) are retained for 30 days only.

Attention: To check the authenticity of testing /inspection report & certificate, please contact us at telephone: (86-755) 8307 1443, or email: [CN.Doccheck@sgs.com](mailto:CN.Doccheck@sgs.com)

Mode:d; Polarization:Vertical; Modulation:GFSK; ; Channel:High



| No. | Frequency (MHz) | Reading (dBuV) | Correction factor(dB/m) | Result (dBuV/m) | Limit (dBuV/m) | Margin (dB) | Remark |
|-----|-----------------|----------------|-------------------------|-----------------|----------------|-------------|--------|
| 1   | 4960.000        | 56.60          | -8.32                   | 48.28           | 74.00          | -25.72      | peak   |
| 2   | 7440.000        | 55.08          | -5.63                   | 49.45           | 74.00          | -24.55      | peak   |
| 3   | 9920.000        | 51.21          | -0.94                   | 50.27           | 74.00          | -23.73      | peak   |



Unless otherwise agreed in writing, this document is issued by the Company subject to its General Conditions of Service printed overleaf, available on request or accessible at <http://www.sgs.com/en/Terms-and-Conditions.aspx> and, for electronic format documents, subject to Terms and Conditions for Electronic Documents at <http://www.sgs.com/en/Terms-and-Conditions/Terms-e-Documents.aspx>. Attention is drawn to the limitation of liability, indemnification and jurisdiction issues defined therein. Any holder of this document is advised that information contained hereon reflects the Company's findings at the time of its intervention only and within the limits of Client's instructions, if any. The Company's sole responsibility is to its Client and this document does not exonerate parties to a transaction from exercising all their rights and obligations under the transaction documents. This document cannot be reproduced except in full, without prior written approval of the Company. Any unauthorized alteration, forgery or falsification of the content or appearance of this document is unlawful and offenders may be prosecuted to the fullest extent of the law. Unless otherwise stated the results shown in this test report refer only to the sample(s) tested and such sample(s) are retained for 30 days only.

Attention: To check the authenticity of testing /inspection report & certificate, please contact us at telephone: (86-755) 8307 1443, or email: [CN.Doccheck@sgs.com](mailto:CN.Doccheck@sgs.com)

## 8 Test Setup Photographs

Refer to the < Test Setup photos-FCC>.

## 9 EUT Constructional Details

Refer to the < External Photos > & < Internal Photos >.

- End of the Report -



Unless otherwise agreed in writing, this document is issued by the Company subject to its General Conditions of Service printed overleaf, available on request or accessible at <http://www.sgs.com/en/Terms-and-Conditions.aspx> and, for electronic format documents, subject to Terms and Conditions for Electronic Documents at <http://www.sgs.com/en/Terms-and-Conditions/Terms-e-Documents.aspx>. Attention is drawn to the limitation of liability, indemnification and jurisdiction issues defined therein. Any holder of this document is advised that information contained hereon reflects the Company's findings at the time of its intervention only and within the limits of Client's instructions, if any. The Company's sole responsibility is to its Client and this document does not exonerate parties to a transaction from exercising all their rights and obligations under the transaction documents. This document cannot be reproduced except in full, without prior written approval of the Company. Any unauthorized alteration, forgery or falsification of the content or appearance of this document is unlawful and offenders may be prosecuted to the fullest extent of the law. Unless otherwise stated the results shown in this test report refer only to the sample(s) tested and such sample(s) are retained for 30 days only.  
**Attention: To check the authenticity of testing /inspection report & certificate, please contact us at telephone: (86-755) 8307 1443, or email: [CN.Doccheck@sgs.com](mailto:CN.Doccheck@sgs.com)**