



Appendix D




Photographs

1. SAR measurement System
2. Photographs of Tissue Simulate Liquid
3. Photographs of EUT test position
4. EUT Constructional Details

1. SAR measurement System



2. Photographs of Tissue Simulate Liquid

<p>Photo 1: Tissue Simulate Liquid for Head 835</p>	<p>Photo 2: Tissue Simulate Liquid for Head 900</p>
	
<p>Photo 3: Tissue Simulate Liquid for Head 1800</p>	
	

3. Photographs of EUT test position

Front side 0mm



4. EUT Constructional Details

Details please Refer to Appendix –

Photographs of EUT Constructional Details for SZCR2110023370AT.