

Test Setup Photographs for Access Point One S

1. Radiated Emissions

1.1. Configuration 1: Setup for measurement below 1 GHz




Photo 1




Photo 2

Radiated Emissions (continued)

1.2. Configuration 2: Setup for measurement above 1 GHz




Photo 3




Photo 4

2. AC Conducted Emissions

2.1. Configuration 1: EUT connected via Serial adapter



Photo 5




Photo 6

AC Conducted Emissions (continued)

2.2. Configuration 2: EUT connected via USB adapter



Photo 7




Photo 8