













Appendix B. Test setup photo

H-Field	
Charging pad only with a ruler	Position A
	
Position B	Position C
	
Position D	Position E
	

This report shall not be reproduced except in full, without the written approval of KES Co., Ltd.
 The results shown in this test report refer only to the sample(s) tested unless otherwise stated.

E-Field	
Charging pad only with a ruler	Position A
	
Position B	Position C
	
Position D	Position E
	

The end of test report.

This report shall not be reproduced except in full, without the written approval of KES Co., Ltd.
 The results shown in this test report refer only to the sample(s) tested unless otherwise stated.