

#### WELCOME:

Thank you for your purchase of the Pelican Protector EMS Case and EMS Recharge Battery Pack. Your Protector EMS case is designed for Apple iPhone X/Xs, iPhone XR, or iPhone Xs Max. The EMS Recharge Battery Pack is designed to magnetically attach to your Protector EMS case when needed for cable free charging of your iPhone, and removable when not needed. Your EMS Recharge Battery pack is designed with wireless Qi-certified charging capabilities, allowing wireless charging for any device that supports it—without the Protector case, you simply would place a Qi-enabled smartphone on top of the EMS Recharge Battery pack. In addition to that, an available USB port at the bottom provides the ability to charge other non-Wireless Qi devices via their USB-A cable (not included).

#### Package Contains:

- Pelican Protector EMS Case
- Pelican EMS Recharge Battery Pack
- Micro-B USB to USB-A Cable
- Quick-start Guide

#### FEATURES:

- Here's a rundown of the features of your Pelican Protector EMS Recharge Battery Pack bundle:
- Rugged drop protection for your iPhone via the Pelican Protector EMS case which passes rugged drop testing specifications of MIL-STD 810G, features dual layer protection, and a non-slip grip surface which fits comfortably in your hands. Full access to all of your normal iPhone functions and camera, even with the EMS Recharge Battery Pack attached and charging!
  - Hands free magnetic attachment of the EMS Recharge Battery Pack to the Pelican Protector EMS case, which contains a hidden, embedded steel plate which is fully Wireless-Qi Compatible.
  - EMS Recharge Battery pack is Wireless-Qi Certified to the latest Specifications, passes rugged drop testing specifications of MIL-STD 810G
  - USB-A output port is compatible with most devices and wearables.
  - Wireless power—place a Qi-compatible smartphone on the EMS Recharge Battery Pack and press the status indicator button to begin wireless charging at up to 5W of power. For more efficient charging capabilities, you can use your supplier's USB-A to Lightning cable to charge the iPhone.
  - Charging of the EMS Recharge Battery pack via the included Micro-B USB to USB-A Cable.
  - Track battery power at a glance via the integrated four-light LED status indicator.
  - Digital Power Management circuitry provides built-in short-circuit, overcharge and temperature protection, to keep you safe at all times!

#### COMPATIBILITY:

- The Pelican Protector EMS case is designed to fit either iPhone X/Xs, iPhone XR, or iPhone Xs Max.

The Pelican EMS Recharge Battery Pack will magnetically attach to the included Protector EMS Case and not interfere with any functions. It will also wirelessly charge any Qi-compatible smartphone device. Via the USB-A port it can charge most smartphones or wearable devices with their provided supplier charging cables (not included).

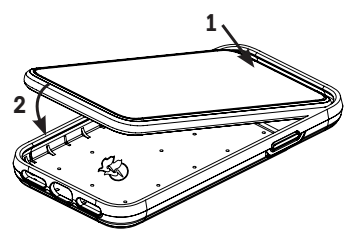
#### CHARGING YOUR PELICAN EMS RECHARGE BATTERY PACK:

- **IMPORTANT:** Before using your Pelican EMS Recharge Battery Pack for the first time, fully charge it (so that pressing the charge status button lights all four status LEDs).

- To charge your EMS Recharge Battery Pack, use the supplied Micro-B to USB-A cable to connect its Micro-B input port to any power source with a USB-A output, like the wall adapter included with your iPhone or other smartphone device.

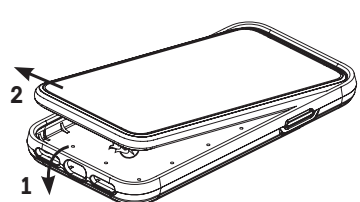
#### INSTALLING THE PROTECTOR EMS CASE:

1. With the screen and case facing upward, insert the top of the phone inside the top of the case.
2. Press the bottom downward until the case wraps the outer edge of the phone.



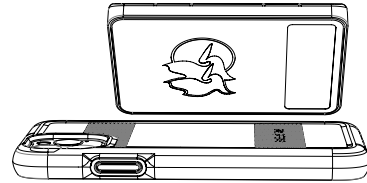
#### REMOVAL OF THE PROTECTOR EMS CASE:

1. Flip back on the bottom part of the case, and pull the phone up away from it.
2. Once the bottom two corners are free, your phone should be easily removable.



#### WIRELESSLY CHARGING YOUR IPHONE USING THE PELICAN PROTECTOR EMS WITH THE PELICAN EMS RECHARGE BATTERY PACK:

1. Place the Pelican EMS Recharge Battery Pack to the center back of your Pelican Protector EMS case with your iPhone installed in it as shown in the image below:



2. Press the status button next to the LEDs on the bottom of the EMS Recharge Battery Pack
3. When affixed properly, your iPhone should now be showing it is charging. If it is not, double check the alignment of the battery pack is centered on the back of the iPhone—the Pelican birds logo should be centered on the back of the case.

#### LED illuminated continuously:

- The iPhone is charging properly wirelessly

#### LED flashing continuously:

- A foreign object has been detected on the surface. Check for any object between the Protector EMS case and the EMS Recharge Battery Pack.
- Check that the EMS Recharge Battery Pack is properly centered on the Protector EMS Case

#### LED not illuminated:

- Wireless charging has not been activated. Press the status button to activate charging.

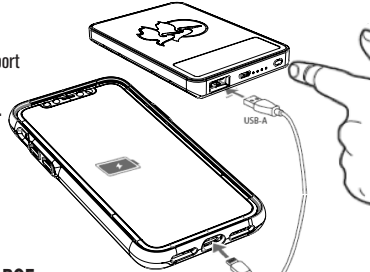
#### WIRELESSLY CHARGING A Qi-COMPATIBLE SMARTPHONE USING THE EMS RECHARGE BATTERY PACK:

1. Press the status button to activate charging
2. Place the EMS Recharge Battery Pack on the center back of the Qi-enabled smartphone needing wireless charging.
3. If charging does not begin, move the EMS Recharge Battery Pack around so that the Pelican birds logo on the EMS Battery Pack is on the center of the smartphone, and that there is no interference. The EMS Battery Pack is capable of wirelessly charging through cases up to 4mm thick as long as no foreign object is detected.

#### WIRED CHARGING

Connect the cable that came with your device to the EMS Recharge Battery Pack's USB-A port and to your device.

1. Press the status button



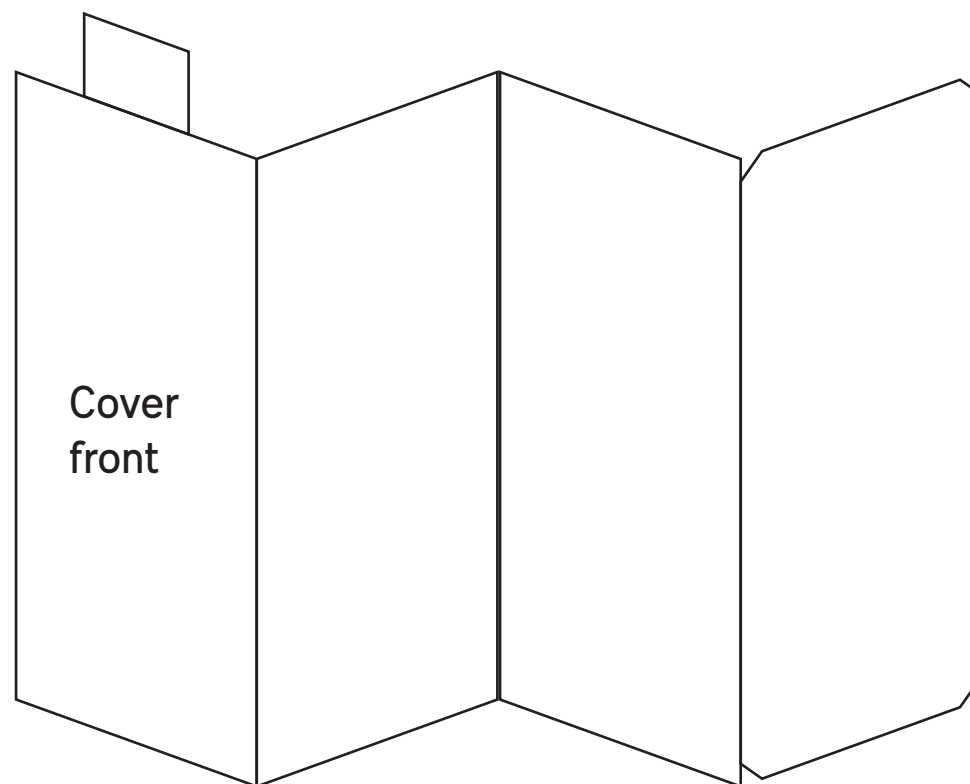
#### CHECKING THE CHARGING STATUS ON THE EMS RECHARGE BATTERY PACK

Momentarily press the status button on the EMS Recharge Battery Pack and the status LEDs will indicate their charge level. Four white LEDs means that the battery is fully charged, and one LED means it's almost empty.



#### TAKING CARE OF YOUR EMS RECHARGE BATTERY PACK

- Keep the EMS Recharge Battery Pack dry and away from moisture and corrosive materials
- Do not clean the EMS Recharge Battery Pack with harsh chemicals, soaps or detergents.
- Make sure the charging parts do not become contaminated with lint or other debris. Use a canned-air type of cleaning product occasionally to ensure that the port openings are clear
- Recharge your EMS Recharge Battery pack once every 4 months when not in use. If you plan on putting it away for a while, fully charge it first.



#### PELICAN™ PROTECTOR SERIES MOBILE DEVICE COVERS LIMITED LIFETIME WARRANTY

Pelican Products, Inc. ("Pelican") guarantees its Pelican™ Protector Series Mobile Device Covers for a lifetime against breakage or defects in materials and workmanship. To the extent permitted by law, Pelican's liability is limited to the cover and not its contents and in no event shall Pelican's liability to the purchaser for damages exceed the purchase price of the cover in respect of which damages are claimed. TO THE EXTENT PERMITTED BY LAW: (A) THIS WARRANTY IS IN LIEU OF ALL WARRANTIES, EXPRESS OR IMPLIED, INCLUDING, BUT NOT LIMITED TO, THE IMPLIED WARRANTIES OF MERCHANTABILITY AND FITNESS FOR A PARTICULAR PURPOSE; (B) ALL OTHER IMPLIED WARRANTIES AND ANY LIABILITY NOT BASED UPON CONTRACT ARE HEREBY DISCLAIMED AND EXCLUDED; AND (C) IN NO EVENT SHALL PELICAN BE LIABLE FOR ANY INDIRECT, PUNITIVE, INCIDENTAL OR CONSEQUENTIAL DAMAGES, OR SPECIAL DAMAGES, REGARDLESS OF WHETHER A CLAIM FOR SUCH DAMAGES IS BASED ON WARRANTY, CONTRACT, NEGLIGENCE OR OTHERWISE.

To make a warranty claim, the purchaser completes the warranty claim form at [www.pelican.com/warranty](http://www.pelican.com/warranty). Any warranty claims shall be made by the purchaser as soon as practicable. The purchaser must obtain a return authorization number from Pelican Customer Service prior to returning any product, and is responsible for paying for all warranty freight costs. If Pelican determines that any returned product is not defective, within the terms of this warranty, the purchaser shall pay Pelican all costs of handling, return freight and repairs at Pelican's prevailing rates. All warranty claims of any nature are barred if the product has been altered, damaged or in any way physically changed, or subjected to abuse, misuse, negligence or accident. Some states and countries do not allow limitations on how long an implied warranty lasts or the exclusion or limitation of consequential damages, so the above limitation or exclusion may not apply to you. This warranty gives you specific legal rights, and you may have other rights which vary from state to state and country to country.

In Australia: The benefits provided to you under this warranty are in addition to your rights and remedies as a consumer under the Australian Consumer Law as contained in the Competition and Consumer Act 2010 (Cth) ("the Act"). Nothing in this warranty limits the rights or obligations of a party under the Act in relation to the supply to consumers of goods which cannot be limited, modified or excluded. If applicable, our goods come with guarantees that cannot be excluded under the Act. Consumers are entitled to a replacement or refund for a major failure and compensation for any other reasonably foreseeable loss or damage. Consumers are also entitled to have the goods repaired or replaced if the goods fail to be of acceptable quality and the failure does not amount to a major failure. If you are not a consumer under the Act, then your rights may be limited. To make a warranty claim, the purchaser may contact Pelican Products Australia, Suite 2.53, West Wing, Pelium Bldg., Erin NSW 2250, Tel: +612 4367 7022, or email: [infoaustralia@pelican.com](mailto:infoaustralia@pelican.com). Any claims should be made as soon as practicable. To expedite claims, the purchaser should obtain a return authorization number from Pelican Customer Service prior to returning any product. The purchaser is responsible for paying for all freight costs. If Pelican determines that any returned product is not defective, within the terms of this warranty or the Act, the purchaser may pay Pelican all costs of handling, return freight and repairs at Pelican's prevailing rates. In the event that Pelican determines that any returned product is defective, within the terms of this warranty or the Act, Pelican shall pay the purchaser all reasonable costs of the purchaser in making a claim under this warranty.

Lifetime warranty does not cover Pelican Marine Series device covers or smart phone cover accessories.

#### PELICAN™ EMS RECHARGE BATTERY PACK SERIES MOBILE DEVICE COVERS LIMITED ONE-YEAR WARRANTY

Limited Warranty: This product is covered by a limited one-year warranty. If a substantial defect in material or workmanship arises with your Pelican product due to a manufacturing defect, product degradation or normal wear and tear AND a valid warranty claim is received by Pelican, we will gladly replace your Pelican product at no cost to you within the first 30 days of purchase. Proof of purchase in the form of the original purchase order or packaging slip is required for warranty validation and reimbursement. Warranty claims must be made directly to Pelican within 15 days of the damaging event or the warranty is null and void. Please note that Pelican cannot be held liable for damage to your personal property resulting from any misuse or improper care and maintenance of the Pelican product.

**Exclusions and Limitations:** Pelican does not cover any products purchased through non-authorized dealers and/or online auction websites. Non-authorized 3rd party receipts or order numbers are NOT accepted for warranty verification. This warranty does not apply to damage to the Pelican product caused by accident, abuse, misuse, use for any purpose other than its intended purpose, acts of God, or any alteration or modification of the Pelican product. This limited warranty only applies to products that are properly connected. UNDER NO CIRCUMSTANCES SHALL PELICAN OR ITS AFFILIATES BE LIABLE TO YOU OR ANY THIRD PARTY FOR DAMAGES ARISING OUT OF THE PROPER OR IMPROPER USE OF ANY PELICAN PRODUCT, INCLUDING, WITHOUT LIMITATION, PROPERTY DAMAGE, LOSS OF VALUE OF THE PELICAN PRODUCT OR ANY THIRD PARTY PRODUCTS THAT ARE USED IN OR WITH THE PELICAN PRODUCT, WITHOUT LIMITING THE FOREGOING, YOU UNDERSTAND AND AGREE THAT PELICAN HAS NO LIABILITY FOR ANY DAMAGE OR DESTRUCTION TO ANY CONSUMER ELECTRONICS DEVICES OR OTHER PERSONAL PROPERTY THAT ARE CONTAINED INSIDE OR OUTSIDE THE PELICAN PRODUCTS, INCLUDING, WITHOUT LIMITATION, CELLULAR PHONES, OR OTHER HANDHELD DEVICES, OR ANY LOSS OF DATA CONTAINED IN THE AFORESAID DEVICES. SOME STATES AND/OR JURISDICTIONS DO NOT ALLOW THE EXCLUSION OR LIMITATION OF INCIDENTAL OR CONSEQUENTIAL DAMAGES, THEREFORE THESE LIMITATIONS OR EXCLUSIONS MAY NOT APPLY TO YOU.

To make a warranty claim, the purchaser completes the warranty claim form at [www.pelican.com/warranty](http://www.pelican.com/warranty). Any warranty claims shall be made by the purchaser as soon as practicable. The purchaser must obtain a return authorization number from Pelican Customer Service prior to returning any product, and is responsible for paying for all warranty freight costs. If Pelican determines that any returned product is not defective, within the terms of this warranty, the purchaser shall pay Pelican all costs of handling, return freight and repairs at Pelican's prevailing rates. All warranty claims of any nature are barred if the product has been altered, damaged or in any way physically changed, or subjected to abuse, misuse, negligence or accident. Some states and countries do not allow limitations on how long an implied warranty lasts or the exclusion or limitation of consequential damages, so the above limitation or exclusion may not apply to you. This warranty gives you specific legal rights, and you may have other rights which vary from state to state and country to country.

#### WARNINGS

- **WARNING:** Read all instructions and warnings before installing and/or using this product. Failure to follow and adhere to all instructions, warnings and cautions for the correct installation, use and maintenance of this product may result in injury, product damage or death. Pelican is not responsible for any damages or injuries stemming from or related to your failure to follow all instructions, warnings and cautions.

- **WARNING:** This product may contain small parts which may be a choking hazard to children under 3. Keep small parts away from children.

- **WARNING:** Before using your EMS Recharge Battery Pack for the first time, fully charge it (so that pressing the charge status button lights all four status LEDs).

- **WARNING:** Do not store your EMS Recharge Battery Pack in a high-temperature environment, including heat caused by intense sunlight or other forms of heat. Do not place device in fire or any excessively hot environments.

- **WARNING:** The EMS Recharge Battery Pack should only be operated in open air conditions. It should not be operated in an enclosed, unventilated space such as a carrying bag, pocket, purse or bedding. Failure to follow these instructions may cause injury or damage to the battery due to overheating.

- **WARNING:** Be cautious of excessive drops, bumps, abrasions, or any other impacts to the EMS Recharge Battery Pack. If there is any damage to the device such as dents, punctures, tears, deformities, or corrosion due to any cause, discontinue use and contact Pelican, or dispose of it in an appropriate manner at your local battery-recycling center.

- **WARNING:** Do not disassemble the EMS Battery Pack or attempt to re-purpose or modify in any manner.

- **WARNING:** Do not attempt to replace any part of the EMS Battery Pack

- **WARNING:** Protector EMS Case and Recharge Battery Pack have all gone through a thorough quality assurance inspection. If you find that your device is excessively hot, is emitting odor, is deformed, abraded or demonstrating something abnormal, immediately stop all product use and contact Pelican Products.

- This device contains license exempt transmitter(s)/receiver(s) that comply with Innovation, Science and Economic Development Canada's license exempt RSS(s). This device may not cause interference, and This device must accept any interference, including interference that may cause undesired operation of the device. Cet appareil contient des émetteurs / récepteurs exempts de licence conformes aux RSS (RSS) d'Innovation, Sciences et Développement économique Canada.

FCC/IC Radiation Exposure Statement  
This equipment complies with FCC/IC radiation exposure limits set forth for an uncontrolled environment. The equipment should be installed and operated with minimum distance 20cm between the radiator & your body

#### FCC

This device complies with part 15 of the FCC Rules. Operation is subject to the following two conditions: (1) This device may not cause harmful interference, and (2) this device must accept any interference received, including interference that may cause undesired operation. This equipment has been tested and found to comply with the limits for a Class B digital device, pursuant to part 15 of the FCC Rules. These limits are designed to provide reasonable protection against harmful interference in a residential installation. This equipment generates, uses and can radiate radio frequency energy and, if not installed and used in accordance with the instructions, may cause harmful interference to radio communications. However, there is no guarantee that interference will not occur in a particular installation. If this equipment does cause harmful interference to radio or television reception, which can be determined by turning the equipment off and on, the user is encouraged to try to correct the interference by one or more of the following measures:

- Reorient or relocate the receiving antenna.
- Increase the separation between the equipment and receiver.
- Connect the equipment into an outlet on a circuit different from that to which the receiver is connected.
- Consult the dealer or an experienced radio/TV technician for help.

**CAUTION:** To comply with the limits of the Class B digital device, pursuant to Part 15 of the FCC Rules, this device must be used with certified peripherals and shielded cables. All peripherals must be shielded and grounded. Operation with non-certified peripherals or non-shielded cables may result in interference to radio or reception.

**CAUTION:** Any changes or modifications not expressly approved by the party responsible for compliance could void the user's authority to operate the equipment.



Thank you for purchasing a Pelican™ case. For warranty or support issues/concerns, please visit our website at [www.pelican.com/warranty](http://www.pelican.com/warranty)

©2019 Pelican Products, Inc. All trademarks are registered and/or unregistered trademarks of Pelican Products, Inc., its affiliates or subsidiaries. Part No. C55225-0000-0000 Rev. A