

Asia's most integrated global brand management, design, art production, photography, RFID, paper, printing and packaging company.

www.yfyjupiter.com

File Name: PROTECTOR_EMS_CARMOUNT_ROSS6_5_CARD Version : V5

System No. :D19050023 Customer: Pelican

Material Specs: As Shown Tolerance: ± 1 mm

Package Type: Project: Alice

Blank Size: As Shown Design: Harl

Remark : Date: July 24, 2019


Linestyles

Cut: ————

Crease: - - - - -

Cut & Crease: - - - - -

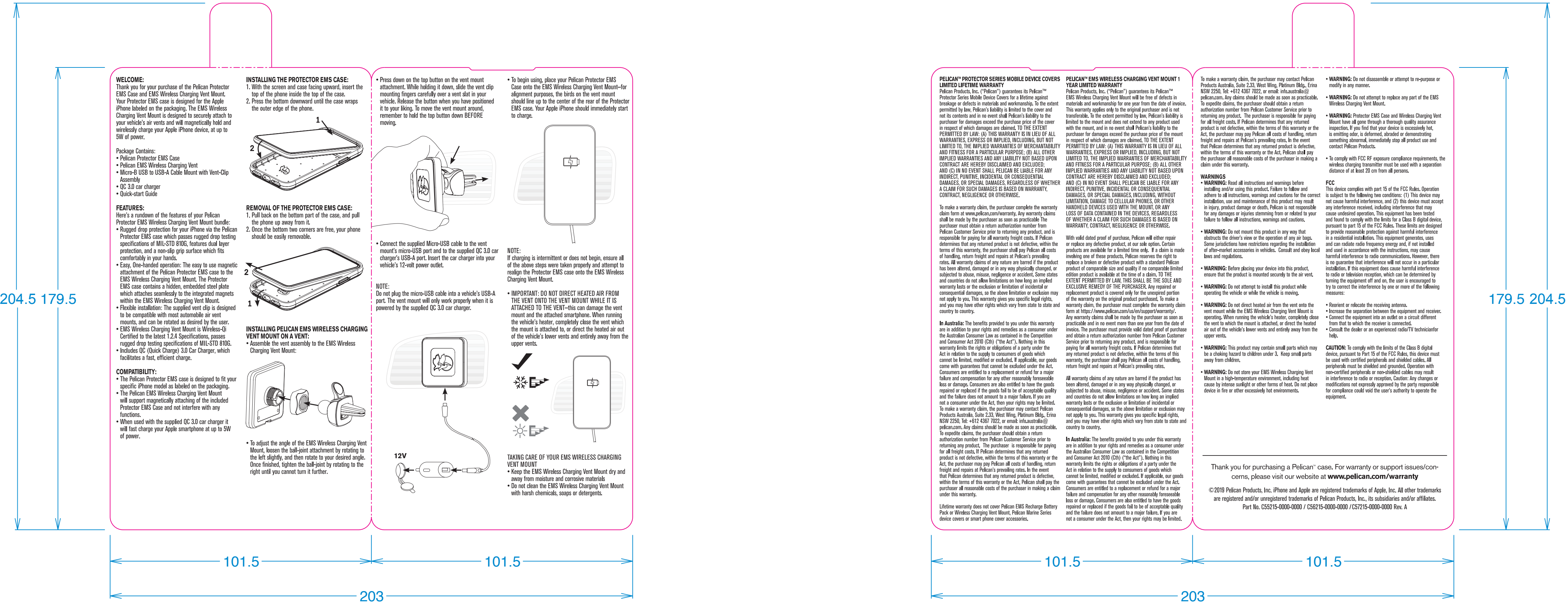
Perf: - - - - -

Glue Area: 

* The dieline is manufacturing line, not outside dimension.

* 规格所示为制作尺寸，非外部尺寸。

Material: 250g C2S



WELCOME:
Thank you for your purchase of the Pelican Protector EMS Case and EMS Wireless Charging Vent Mount. Your Protector EMS case is designed for the Apple iPhone labeled on the packaging. The EMS Wireless Charging Vent Mount is designed to securely attach to your vehicle's air vents and will magnetically hold and wirelessly charge your Apple iPhone device, at up to 5W of power.

Package Contains:

- Pelican Protector EMS Case
- Pelican EMS Wireless Charging Vent
- Micro-B USB to USB-A Cable Mount with Vent-Clip Assembly
- QC 3.0 car charger
- Quick-start Guide

FEATURES:
Here's a rundown of the features of your Pelican Protector EMS Wireless Charging Vent Mount bundle:

- Rugged drop protection for your iPhone via the Pelican Protector EMS case which passes rugged drop testing specifications of MIL-STD 810G. Features dual layer protection, and a non-slip grip surface which fits comfortably in your hands.
- Easy, One-handed operation: The easy to use magnetic attachment of the Pelican Protector EMS case to the EMS Wireless Charging Vent Mount. The Protector EMS case contains a hidden, embedded steel plate which attaches seamlessly to the integrated magnets within the EMS Wireless Charging Vent Mount.
- Flexible installation: The supplied vent clip is designed to be compatible with most automobile air vent mounts, and can be rotated as desired by the user.
- EMS Wireless Charging Vent Mount is Wireless-Qi Certified to the latest 1.2.4 Specifications, passes rugged drop testing specifications of MIL-STD 810G.
- Includes QC (Quick Charge) 3.0 Car Charger, which facilitates a fast, efficient charge.

COMPATIBILITY:

- The Pelican Protector EMS case is designed to fit your specific iPhone model as labeled on the packaging.
- The Pelican EMS Wireless Charging Vent Mount will support magnetically attaching of the included Protector EMS Case and not interfere with any functions.
- When used with the supplied QC 3.0 car charger it will fast charge your Apple smartphone up to 5W of power.

INSTALLING THE PROTECTOR EMS CASE:

1. With the screen and case facing upward, insert the top of the phone inside the top of the case.
2. Press the bottom downward until the case wraps the outer edge of the phone.

• Press down on the top button on the vent mount attachment. While holding it down, slide the vent clip mounting fingers carefully over a vent slot in your vehicle. Release the button when you have positioned it to your liking. To move the vent mount around, remember to hold the top button down BEFORE moving.

• To begin using, place your Pelican Protector EMS Case onto the EMS Wireless Charging Vent Mount—for alignment purposes, the birds on the vent mount should line up to the center of the rear of the Protector EMS case. Your Apple iPhone should immediately start to charge.

REMOVAL OF THE PROTECTOR EMS CASE:

1. Pull back on the bottom part of the case, and pull the phone up away from it.
2. Once the bottom two corners are free, your phone should be easily removable.

• Connect the supplied Micro-USB cable to the vent mount's micro-USB port and to the supplied QC 3.0 car charger's USB-A port. Insert the car charger into your vehicle's 12-volt power outlet.

NOTE:
Do not plug the micro-USB cable into a vehicle's USB-A port. The vent mount will only work properly when it is powered by the supplied QC 3.0 car charger.

IMPORTANT: DO NOT DIRECT HEATED AIR FROM THE VENT ONTO THE VENT MOUNT WHILE IT IS ATTACHED TO THE VENT—this can damage the vent mount and the attached smartphone. When running the vehicle's heater, completely close the vent which the mount is attached to, or direct the heated air out of the vehicle's lower vents and entirely away from the upper vents.

TAKING CARE OF YOUR EMS WIRELESS CHARGING VENT MOUNT

- Keep the EMS Wireless Charging Vent Mount dry and away from moisture and corrosive materials
- Do not clean the EMS Wireless Charging Vent Mount with harsh chemicals, soaps or detergents.

PELICAN™ PROTECTOR SERIES MOBILE DEVICE COVERS LIMITED LIFETIME WARRANTY
Pelican Products, Inc. ("Pelican") guarantees its Pelican™ Protector Series Mobile Device Covers for a lifetime against breakage or defects in materials and workmanship. To the extent permitted by law, Pelican's liability is limited to the cover and not its contents and in no event shall Pelican's liability to the purchaser for damages exceed the purchase price of the mount in respect of which damages are claimed. TO THE EXTENT PERMITTED BY LAW: (A) THIS WARRANTY IS IN LIEU OF ALL WARRANTIES, EXPRESS OR IMPLIED, INCLUDING, BUT NOT LIMITED TO, THE IMPLIED WARRANTIES OF MERCHANTABILITY AND FITNESS FOR A PARTICULAR PURPOSE; (B) ALL OTHER IMPLIED WARRANTIES AND ANY LIABILITY NOT BASED UPON CONTRACT ARE HEREBY DISCLAIMED AND EXCLUDED; AND (C) IN NO EVENT SHALL PELICAN BE LIABLE FOR ANY INDIRECT, PUNITIVE, INCIDENTAL OR CONSEQUENTIAL DAMAGES, OR SPECIAL DAMAGES, REGARDLESS OF WHETHER A CLAIM FOR SUCH DAMAGES IS BASED ON WARRANTY, CONTRACT, NEGLIGENCE OR OTHERWISE.

To make a warranty claim, the purchaser complete the warranty claim form at www.pelican.com/warranty. Any warranty claims shall be made by the purchaser as soon as practicable. The purchaser must obtain a return authorization number from Pelican Customer Service prior to returning any product, and is responsible for paying for all warranty freight costs. If Pelican determines that any returned product is not defective, within the terms of this warranty, the purchaser may contact Pelican for return freight and repairs at Pelican's prevailing rates. All warranty claims of any nature are barred if the product has been altered, damaged or in any way physically changed, or subjected to abuse, misuse, negligence or accident. Some states and countries do not allow limitations on how long an implied warranty lasts or the exclusion or limitation of incidental or consequential damages, so the above limitation or exclusion may not apply to you. This warranty gives you specific legal rights, and you may have other rights which vary from state to state and country to country.

In Australia: The benefits provided to you under this warranty are in addition to your rights and remedies as a consumer under the Australian Consumer Law as contained in the Competition and Consumer Act 2010 (Cth) ("the Act"). Nothing in this warranty limits the rights or obligations of a party under the Act in relation to the supply to consumers of goods which cannot be limited, modified or excluded. If applicable, our goods come with guarantees that cannot be excluded under the Act. Consumers are entitled to a replacement or refund for a major failure and compensation for any other reasonably foreseeable loss or damage. Consumers are also entitled to have the goods repaired or replaced if the goods fail to be of acceptable quality and the failure does not amount to a major failure. If you are not a consumer under the Act, then your rights may be limited. To make a warranty claim, the purchaser may contact Pelican Products Australia, Suite 2.33, West Wing, Platinum Bldg, Erima NSW 2250, Tel: +612 4367 7022, or email: info.australia@pelican.com. Any claims shall be made as soon as practicable. To expedite claims, the purchaser should obtain a return authorization number from Pelican Customer Service prior to returning any product. The purchaser is responsible for paying for all freight costs. If Pelican determines that any returned product is not defective, within the terms of this warranty or the Act, the purchaser may pay Pelican all costs of handling, return freight and repairs at Pelican's prevailing rates. In the event that Pelican determines that any returned product is defective, within the terms of this warranty or the Act, Pelican shall pay the purchaser all reasonable costs of the purchaser in making a claim under this warranty.

Lifetime warranty does not cover Pelican EMS Recharge Battery Pack or Wireless Charging Vent Mount, Pelican Marine Series device covers or smart phone cover accessories.

PELICAN™ EMS WIRELESS CHARGING VENT MOUNT 1 YEAR LIMITED WARRANTY
Pelican Products, Inc. ("Pelican") guarantees its Pelican™ EMS Wireless Charging Vent Mount will be free of defects in materials and workmanship for one year from the date of invoice. This warranty applies only to the original purchaser and is not transferable. To the extent permitted by law, Pelican's liability to the purchaser for damages exceed the purchase price of the mount in respect of which damages are claimed. TO THE EXTENT PERMITTED BY LAW: (A) THIS WARRANTY IS IN LIEU OF ALL WARRANTIES, EXPRESS OR IMPLIED, INCLUDING, BUT NOT LIMITED TO, THE IMPLIED WARRANTIES OF MERCHANTABILITY AND FITNESS FOR A PARTICULAR PURPOSE; (B) ALL OTHER IMPLIED WARRANTIES AND ANY LIABILITY NOT BASED UPON CONTRACT ARE HEREBY DISCLAIMED AND EXCLUDED; AND (C) IN NO EVENT SHALL PELICAN BE LIABLE FOR ANY INDIRECT, PUNITIVE, INCIDENTAL OR CONSEQUENTIAL DAMAGES, OR SPECIAL DAMAGES, INCLUDING, WITHOUT LIMITATION, DAMAGE TO CELLULAR PHONES, OR OTHER HANDHELD DEVICES USED WITH THE MOUNT, OR ANY LOSS OF DATA CONTAINED IN THE DEVICES, REGARDLESS OF WHETHER A CLAIM FOR SUCH DAMAGES IS BASED ON WARRANTY, CONTRACT, NEGLIGENCE OR OTHERWISE.

With valid dated proof of purchase, Pelican will either repair or replace any defective product, at our sole option. Certain products are available for a limited time only. If a claim is made involving one of these products, Pelican reserves the right to replace a broken or defective product with a standard Pelican product of comparable size and quality if no comparable limited edition product is available at the time of a claim. TO THE EXTENT PERMITTED BY LAW, THIS SHALL BE THE SOLE AND EXCLUSIVE REMEDY OF THE PURCHASER. Any repaired or replacement product is covered only for the unexpired portion of the warranty on the original product purchased. To make a warranty claim, the purchaser must complete the warranty claim form at <https://www.pelican.com/usa/en/support/warranty>. Any warranty claims shall be made by the purchaser as soon as practicable and in no event more than one year from the date of invoice. The purchaser must provide valid dated proof of purchase and obtain a return authorization number from Pelican Customer Service prior to returning any product, and is responsible for paying for all warranty freight costs. If Pelican determines that any returned product is not defective, within the terms of this warranty, the purchaser shall pay Pelican all costs of handling, return freight and repairs at Pelican's prevailing rates.

All warranty claims of any nature are barred if the product has been altered, damaged or in any way physically changed, or subjected to abuse, misuse, negligence or accident. Some states and countries do not allow limitations on how long an implied warranty lasts or the exclusion or limitation of incidental or consequential damages, so the above limitation or exclusion may not apply to you. This warranty gives you specific legal rights, and you may have other rights which vary from state to state and country to country.

In Australia: The benefits provided to you under this warranty are in addition to your rights and remedies as a consumer under the Australian Consumer Law as contained in the Competition and Consumer Act 2010 (Cth) ("the Act"). Nothing in this warranty limits the rights or obligations of a party under the Act in relation to the supply to consumers of goods which cannot be limited, modified or excluded. If applicable, our goods come with guarantees that cannot be excluded under the Act. Consumers are entitled to a replacement or refund for a major failure and compensation for any other reasonably foreseeable loss or damage. Consumers are also entitled to have the goods repaired or replaced if the goods fail to be of acceptable quality and the failure does not amount to a major failure. If you are not a consumer under the Act, then your rights may be limited. To expedite claims, the purchaser should obtain a return authorization number from Pelican Customer Service prior to returning any product. The purchaser is responsible for paying for all freight costs. If Pelican determines that any returned product is not defective, within the terms of this warranty or the Act, the purchaser may pay Pelican all costs of handling, return freight and repairs at Pelican's prevailing rates. In the event that Pelican determines that any returned product is defective, within the terms of this warranty or the Act, Pelican shall pay the purchaser all reasonable costs of the purchaser in making a claim under this warranty.

Lifetime warranty does not cover Pelican EMS Recharge Battery Pack or Wireless Charging Vent Mount, Pelican Marine Series device covers or smart phone cover accessories.

To make a warranty claim, the purchaser may contact Pelican Products Australia, Suite 2.33, West Wing, Platinum Bldg, Erima NSW 2250, Tel: +612 4367 7022, or email: info.australia@pelican.com. Any claims should be made as soon as practicable. To expedite claims, the purchaser should obtain a return authorization number from Pelican Customer Service prior to returning any product. The purchaser is responsible for paying for all freight costs. If Pelican determines that any returned product is not defective, within the terms of this warranty or the Act, the purchaser may pay Pelican all costs of handling, return freight and repairs at Pelican's prevailing rates. In the event that Pelican determines that any returned product is defective, within the terms of this warranty or the Act, Pelican shall pay the purchaser all reasonable costs of the purchaser in making a claim under this warranty.

WARNINGS: Read all instructions and warnings before installing and/or using this product. Failure to follow and adhere to all instructions, warnings and cautions for the correct installation, use and maintenance of this product may result in injury, product damage or death. Pelican is not responsible for any damages or injuries stemming from or related to your failure to follow all instructions, warnings and cautions.

- **WARNING:** Do not mount this product in any way that obstructs the driver's view or the operation of any air bags. Some jurisdictions have restrictions regarding the installation of after-market accessories in vehicles. Consult and obey local laws and regulations.
- **WARNING:** Before placing your device into this product, ensure that the product is mounted securely to the air vent.
- **WARNING:** Do not attempt to install this product while operating the vehicle or while the vehicle is moving.
- **WARNING:** Do not direct heated air from the vent onto the vent mount while the EMS Wireless Charging Vent Mount is operating. When running the vehicle's heater, completely close the vent to which the mount is attached, or direct the heated air out of the vehicle's lower vents and entirely away from the upper vents.
- **WARNING:** This product may contain small parts which may be a choking hazard to children under 3. Keep small parts away from children.
- **WARNING:** Do not store your EMS Wireless Charging Vent Mount in a high-temperature environment, including heat cause by intense sunlight or other forms of heat. Do not place device in fire or other excessively hot environments.


CAUTION: To comply with the limits of the Class B digital device, pursuant to Part 15 of the FCC Rules, this device must be used with certified peripherals and shielded cables. All peripherals must be shielded and grounded. Operation with non-certified peripherals or non-shielded cables may result in interference to radio or reception. Caution: Any changes or modifications not expressly approved by the party responsible for compliance could void the user's authority to operate the equipment.

FCC: This device complies with part 15 of the FCC Rules. Operation is subject to the following two conditions: (1) This device may not cause harmful interference, and (2) this device must accept any interference received, including interference that may cause undesired operation. This equipment has been tested and found to comply with the limits for a Class B digital device, pursuant to part 15 of the FCC Rules. These limits are designed to provide reasonable protection against harmful interference in a residential installation. This equipment generates, uses and can radiate radio frequency energy and, if not installed and used in accordance with the instructions, may cause harmful interference to radio communications. However, there is no guarantee that interference will not occur in a particular installation. If this equipment does cause harmful interference to radio or television reception, which can be determined by turning the equipment off and on, the user is encouraged to try to correct the interference by one or more of the following measures:

- Reorient or relocate the receiving antenna.
- Increase the separation between the equipment and receiver.
- Connect the equipment into an outlet on a circuit different from that to which the receiver is connected.
- Consult the dealer or an experienced radio/TV technician for help.

Thank you for purchasing a Pelican™ case. For warranty or support issues/concerns, please visit our website at www.pelican.com/warranty

© 2019 Pelican Products, Inc. iPhone and Apple are registered trademarks of Apple, Inc. All other trademarks are registered and/or unregistered trademarks of Pelican Products, Inc., its subsidiaries and/or affiliates.
Part No. C55215-0000-0000 / C56215-0000-0000 / C57215-0000-0000 Rev. A

 <p>INNOVATIVE, SUSTAINABLE PACKAGING SOLUTIONS</p>	<p>R4.0</p> <p>OFFSET: BLACK</p>	<p>DE LINE NO PRINT</p>	<p>IMPORTANT PRINTER CAUTION! BARCODES</p> <p>PHYSICALLY SCAN AND CONFIRM ALL BAR CODES ARE CORRECT BEFORE MASS PRINTING. PLEASE DO NOT SIMPLY READ THE NUMBERS AND ASSUME IT IS CORRECT. IF YOU ARE UNSURE, PLEASE STOP AND CONTACT YFYJUPITER.</p>

Artwork 中的刀线精简了部分信息，具体细节详见工程刀线。

This device contains licence-exempt transmitter(s)/receiver(s) that comply with Innovation, Science and Economic Development Canada's licence-exempt RSS(s).

1) This device may not cause interference; and

(2) This device must accept any interference, including interference that may cause undesired operation of the device.

Cet appareil contient des émetteurs / récepteurs exemptés de licence conformes aux RSS (RSS) d'Innovation, Sciences et Développement économique Canada.

(1) l'appareil ne doit pas produire de brouillage, et

(2) l'utilisateur de l'appareil doit accepter tout brouillage radioélectrique subi, même si le brouillage est susceptible d'en compromettre le fonctionnement."

IC Radiation Exposure Statement

This equipment complies with IC radiation exposure limits set forth for an uncontrolled environment. This equipment should be installed and operated with minimum distance 20cm between the radiator & your body