



Figure 4 - Test Setup




Figure 24 - Test Setup - 30 MHz to 1 GHz, X Orientation




Figure 25 - Test Setup - 30 MHz to 1 GHz, Y Orientation




Figure 26 - Test Setup - 30 MHz to 1 GHz, Z Orientation




Figure 27 - Test Setup - 1 GHz to 2 GHz, X Orientation




Figure 28 - Test Setup - 1 GHz to 2 GHz, Y Orientation




Figure 29 - Test Setup - 1 GHz to 2 GHz, Z Orientation




Figure 48 - Test Setup - 30 MHz to 1 GHz, X Orientation




Figure 49 - Test Setup - 30 MHz to 1 GHz, Y Orientation




Figure 50 - Test Setup - 30 MHz to 1 GHz, Z Orientation




Figure 51 - Test Setup - 1 GHz to 2 GHz, X Orientation




Figure 52 - Test Setup - 1 GHz to 2 GHz, Y Orientation




Figure 53 - Test Setup - 1 GHz to 2 GHz, Z Orientation