



中认信通

CHINA CERTIFICATION ICT CO., LTD (DONGGUAN)



TEST REPORT

Applicant: Thundercomm Technology Co., Ltd

Address: No. 107, Middle Datagu Road, Xiantao Street, Yubei District, Chongqing, China, 401122

FCC ID: 2AOHHTURBOX-C405-D

IC: 23465-TURBOXC405

HVIN: TurboX-C405-D

FVIN: LE1.3

Product Name: TurboX C405 SOM

Model Number: TURBOX C405-D

Standard(s): 47 CFR Part 15, Subpart E(15.407)

RSS-247 Issue 2, February 2017

RSS-Gen, Issue 5, February 2021 Amendment 2

ANSI C63.10-2013

KDB 789033 D02 General U-NII Test Procedures New Rules v02r01

The above equipment has been tested and found compliant with the requirement of the relative standards by China Certification ICT Co., Ltd (Dongguan)

Report Number: CR22030056-00D

Date Of Issue: 2022-05-14

Reviewed By: Sun Zhong

Sun Zhong

Title: Manager

Test Laboratory: China Certification ICT Co., Ltd (Dongguan)

No. 113, Pingkang Road, Dalang Town, Dongguan,

Guangdong, China

Tel: +86-769-82016888

Test Facility

The Test site used by China Certification ICT Co., Ltd (Dongguan) to collect test data is located on the No. 113, Pingkang Road, Dalang Town, Dongguan, Guangdong, China.

The lab has been recognized as the FCC accredited lab under the KDB 974614 D01 and is listed in the FCC Public Access Link (PAL) database, FCC Registration No. : 442868, the FCC Designation No. : CN1314.

The lab has been recognized by Innovation, Science and Economic Development Canada to test to Canadian radio equipment requirements, the CAB identifier: CN0123.

Declarations

China Certification ICT Co., Ltd (Dongguan) is not responsible for the authenticity of any test data provided by the applicant. Data included from the applicant that may affect test results are marked with a triangle symbol “▲”. Customer model name, addresses, names, trademarks etc. are not considered data.

Unless otherwise stated the results shown in this test report refer only to the sample(s) tested.

This report cannot be reproduced except in full, without prior written approval of the Company.

This report is valid only with a valid digital signature. The digital signature may be available only under the Adobe software above version 7.0.

This report may contain data that are not covered by the accreditation scope and shall be marked with an asterisk “★”.

CONTENTS

TEST FACILITY	2
DECLARATIONS.....	2
1. GENERAL INFORMATION	5
1.1 PRODUCT DESCRIPTION FOR EQUIPMENT UNDER TEST (EUT)	5
1.2 DESCRIPTION OF TEST CONFIGURATION.....	8
1.2.2 Support Equipment List and Details	9
1.2.3 Support Cable List and Details	9
1.2.4 Block Diagram of Test Setup.....	9
1.3 MEASUREMENT UNCERTAINTY	11
2. SUMMARY OF TEST RESULTS	12
3. REQUIREMENTS AND TEST PROCEDURES	13
3.1 AC LINE CONDUCTED EMISSIONS.....	13
3.1.1 Applicable Standard.....	13
3.1.2 EUT Setup.....	14
3.1.3 EMI Test Receiver Setup	14
3.1.4 Test Procedure	15
3.1.5 Corrected Amplitude & Margin Calculation.....	15
3.2 RADIATION SPURIOUS EMISSIONS	16
3.2.1 Applicable Standard.....	16
3.2.2 EUT Setup.....	18
3.2.3 EMI Test Receiver & Spectrum Analyzer Setup	19
3.2.4 Test Procedure	20
3.2.5 Corrected Amplitude & Margin Calculation.....	20
3.3 26dB ATTENUATED BELOW THE CHANNEL POWER:.....	21
3.3.1 Applicable Standard.....	21
3.3.2 EUT Setup.....	21
3.3.3 Test Procedure	21
3.4 EMISSION BANDWIDTH:	22
3.4.1 Applicable Standard.....	22
3.4.2 EUT Setup.....	22
3.4.3 Test Procedure	22
3.5 MAXIMUM CONDUCTED OUTPUT POWER:.....	24
3.5.1 Applicable Standard.....	24
3.5.2 EUT Setup.....	24
3.5.3 Test Procedure	25
3.6 MAXIMUM POWER SPECTRAL DENSITY:	25
3.6.1 Applicable Standard.....	25
3.6.2 EUT Setup.....	26
3.6.3 Test Procedure	26
3.7 DUTY CYCLE:.....	27
3.7.1 EUT Setup.....	27

3.7.2 Test Procedure27

3.8 ANTENNA REQUIREMENT 28

3.8.1 Applicable Standard.....28

3.8.2 Judgment.....28

3.9 ADDITIONAL REQUIREMENT 29

3.9.1 Applicable Standard.....29

3.9.2 JUDGMENT..... 30

4. Test DATA AND RESULTS 31

4.1 AC LINE CONDUCTED EMISSIONS 31

4.2 RADIATION SPURIOUS EMISSIONS 34

4.3 26dB ATTENUATED BELOW THE CHANNEL POWER: 92

4.4 EMISSION BANDWIDTH: 103

4.5 MAXIMUM CONDUCTED OUTPUT POWER: 149

4.6 MAXIMUM POWER SPECTRAL DENSITY: 153

4.7 DUTY CYCLE: 198

1. GENERAL INFORMATION

1.1 Product Description for Equipment under Test (EUT)

1.1.1 General:

EUT Name:	TurboX C405 SOM
EUT Model:	TurboX C405-D
Operation Frequency:	5180-5240 MHz (802.11a/n ht20/ac vht20) 5190-5230 MHz(802.11n ht40/ac vht40) 5210MHz (802.11ac vht80) 5260-5320 MHz (802.11a/n ht20/ac vht20) 5270-5310 MHz(802.11n ht40/ac vht40) 5290 MHz ((802.11ac vht80) 5500-5700 MHz (802.11a/n ht20/ac vht20) 5510-5670 MHz(802.11n ht40/ac vht40) 5530-5610 MHz(802.11ac vht80) 5745-5825 MHz (802.11a/n ht20/ac vht20) 5755-5795 MHz(802.11n ht40/ac vht40) 5775 MHz((802.11ac vht80)
Maximum Average Output Power (Conducted):	15.11 dBm (5150-5250 MHz) 14.86 dBm (5250-5350 MHz) 13.63 dBm (5470-5725 MHz) 15.84 dBm (5725-5850 MHz)
Modulation Type:	OFDM
Rated Input Voltage:	DC3.8V
Serial Number:	CR22030056-RF-S1(PCB Antenna) CR22030056-RF-S2(FPC Antenna)
EUT Received Date:	2022.3.22
EUT Received Status:	Good
<p>Note: Two type of antenna were used for this module(with different test fixture), all tests were performed with the sample with PCB Antenna, except Radiation emission test with two sample. 5600-5650MHz was disabled by software in Canada Market.</p>	

1.1.2 Operation Frequency Detail:**For 802.11a/n ht20/ac vht20:**

5150-5250MHz Band		5250-5350MHz Band		5470-5725 MHz Band		5725-5850MHz Band	
Channel	Frequency (MHz)	Channel	Frequency (MHz)	Channel	Frequency (MHz)	Channel	Frequency (MHz)
36	5180	52	5260	100	5500	149	5745
40	5200	56	5280	104	5520	153	5765
44	5220	60	5300	108	5540	157	5785
48	5240	64	5320	112	5560	161	5805
/	/	/	/	116	5580	165	5825
/	/	/	/	120	5600	/	/
/	/	/	/	124	5620	/	/
/	/	/	/	128	5640	/	/
/	/	/	/	132	5660	/	/
/	/	/	/	136	5680	/	/
/	/	/	/	140	5700	/	/
Per section 15.31(m)/RSS-Gen, the below frequencies were performed the test as below:							
36	5180	52	5260	100	5500	149	5745
40	5200	56	5280	116	5580	157	5785
48	5240	64	5320	140	5700	165	5825

Note:5600-5650MHz was disabled by software in Canada Market.

For 802.11n ht40/ac vht40:

5150-5250MHz Band		5250-5350MHz Band		5470-5725 MHz Band		5725-5850MHz Band	
Channel	Frequency (MHz)	Channel	Frequency (MHz)	Channel	Frequency (MHz)	Channel	Frequency (MHz)
38	5190	54	5270	102	5510	151	5755
46	5230	62	5310	110	5550	159	5795
/	/	/	/	118	5590	/	/
/	/	/	/	126	5630	/	/
/	/	/	/	134	5670	/	/
Per section 15.31(m) /RSS-Gen, the below frequencies were performed the test as below:							
38	5190	54	5270	102	5510	151	5755
46	5230	62	5310	110	5550	159	5795
/	/	/	/	134	5670	/	/

Note:5600-5650MHz was disabled by software in Canada Market.

For 802.11ac vht80:

5150-5250MHz Band		5250-5350MHz Band		5470-5725 MHz Band		5725-5850MHz Band	
Channel	Frequency (MHz)	Channel	Frequency (MHz)	Channel	Frequency (MHz)	Channel	Frequency (MHz)
42	5210	58	5290	106	5530	155	5775
/	/	/	/	122	5610	/	/
Per section 15.31(m) /RSS-Gen, the below frequencies were performed the test as below:							
42	5210	58	5290	106	5530	155	5775
/	/	/	/	122	5610	/	/

Note:5600-5650MHz was disabled by software in Canada Market.

1.1.3 Antenna Information Detail ▲ :

PCB Antenna:

Antenna Manufacturer	Antenna Chain	Antenna Type	input impedance (Ohm)	Antenna Gain /Frequency Range	§15.203& RSS-Gen Requirement
BOSE	0	PCB	50	2.34 dBi/ 2.4~2.5GHz 2.33 dBi/ 5.15~5.85GHz	Compliance
	1	PCB	50	2.6 dBi/ 2.4~2.5GHz 3.11 dBi/ 5.15~5.85GHz	Compliance

The Method of §15.203 Compliance:

- Antenna must be permanently attached to the unit.
 Antenna must use a unique type of connector to attach to the EUT.
 Unit must be professionally installed, and installer shall be responsible for verifying that the correct antenna is employed with the unit.

FPC Antenna:

Antenna Manufacturer	Antenna Chain	Antenna Type	input impedance (Ohm)	Antenna Gain /Frequency Range	§15.203& RSS-Gen Requirement
Molex	0	FPC	50	3.2 dBi/ 2.4~2.5GHz 4.25 dBi/ 5.15~5.85GHz	Compliance
	1	FPC	50	3.2 dBi/ 2.4~2.5GHz 4.25 dBi/ 5.15~5.85GHz	Compliance

The Method of §15.203 Compliance:

- Antenna must be permanently attached to the unit.
 Antenna must use a unique type of connector to attach to the EUT.
 Unit must be professionally installed, and installer shall be responsible for verifying that the correct antenna is employed with the unit.

1.1.4 Accessory Information:

Accessory Description	Manufacturer	Model
/	/	/

1.2 Description of Test Configuration

1.2.1 EUT Operation Condition:

EUT Operation Mode:	The system was configured for testing in Engineering Mode, which was provided by the manufacturer.
Equipment Modifications:	No
EUT Exercise Software:	Qualcomm Radio Control Tool

The software "Qualcomm Radio Control Tool" was provided by manufacturer. The maximum power was configured as below, that was provided by the manufacturer ▲:

Frequency Band	Test Modes	Data Rate	Power Level Setting					
			Lowest Channel		Middle Channel		Highest Channel	
			Chain 0	Chain 1	Chain 0	Chain 1	Chain 0	Chain 1
5150-5250 MHz	802.11a	1Mbps	14	14	14	14	14	14
	802.11n ht20	6Mbps	14	14	14	14	14	14
	802.11n ht40	MCS8	13	13	/	/	14	14
	802.11ac vht20	MCS8	13	13	13	13	13	13
	802.11ac vht40	MCS8	12	12	/	/	12	12
	802.11ac vht80	MCS8	/	/	11	11	/	/
5250-5350 MHz	802.11a	1Mbps	14	14	14	14	14	14
	802.11n ht20	6Mbps	14	14	14	14	14	14
	802.11n ht40	MCS8	14	14	/	/	14	14
	802.11ac vht20	MCS8	13	13	13	13	13	13
	802.11ac vht40	MCS8	12	12	/	/	12	12
	802.11ac vht80	MCS8	/	/	11	11	/	/
5470-5725 MHz	802.11a	1Mbps	14	14	14	14	14	14
	802.11n ht20	6Mbps	14	14	14	14	14	14
	802.11n ht40	MCS8	13	13	14	14	14	14
	802.11ac vht20	MCS8	13	13	13	13	13	13
	802.11ac vht40	MCS8	12	12	12	12	12	12
	802.11ac vht80	MCS8	11	11	/	/	11	11
5725-5850 MHz	802.11a	1Mbps	14	14	14	14	14	14
	802.11n ht20	6Mbps	14	14	14	14	14	14
	802.11n ht40	MCS8	14	14	/	/	14	14
	802.11ac vht20	MCS8	13	13	13	13	13	13
	802.11ac vht40	MCS8	12	12	/	/	12	12
	802.11ac vht80	MCS8	/	/	11	11	/	/

Note:

The above are the worst-case data rates, which are determined for each mode based upon investigations by measuring the average power and PSD across all data rates, bandwidths, and modulations.

The device supports SISO in all modes, and MIMO 2T2R in 802.11n/ac modes, per pretest, 2T2R mode was the worst mode and reported for 802.11n/ac modes.

1.2.2 Support Equipment List and Details

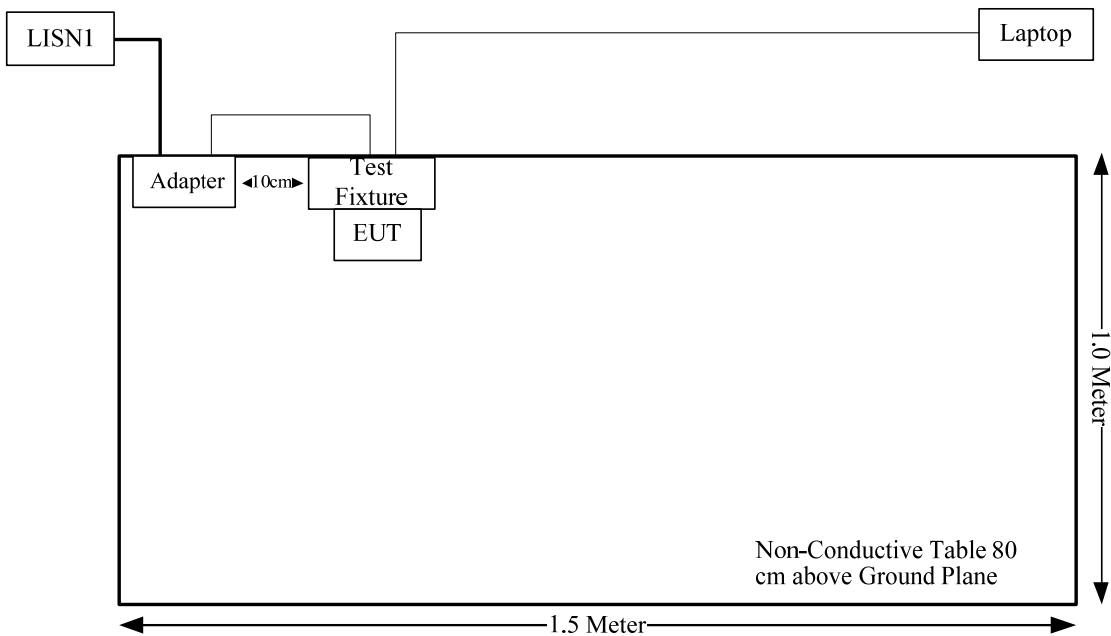
Manufacturer	Description	Model	Serial Number
DELL	Laptop	E6410	GYXJ3 A00 JSD2
GUANGDONG LIANYUNDA ELECTRONIC CO.,LTD.	Adapter	LYD1202000B	360964

1.2.3 Support Cable List and Details

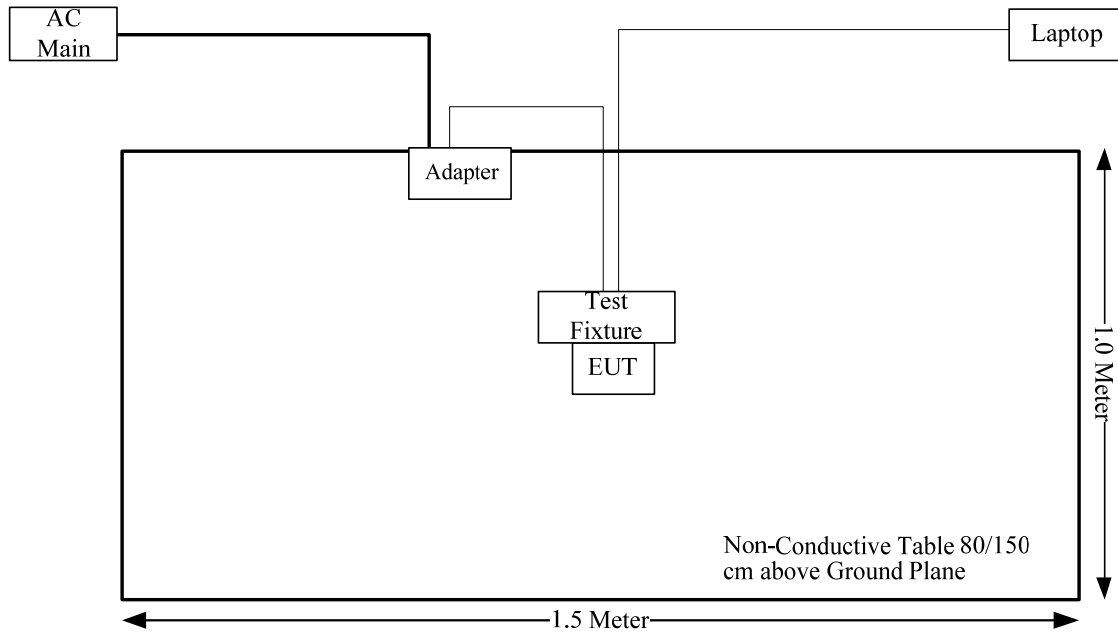
Cable Description	Shielding Type	Ferrite Core	Length (m)	From Port	To
DC Cable	No	No	1.2	Adapter	EUT
RJ45 Cable	Yes	No	10	EUT	Laptop

1.2.4 Block Diagram of Test Setup

AC line conducted emissions:



Spurious Emissions:



1.3 Measurement Uncertainty

Otherwise required by the applicant or Product Regulations, Decision Rule in this report did not consider the uncertainty. The extended uncertainty given in this report is obtained by combining the standard uncertainty times the coverage factor K with the 95% confidence interval.

Parameter	Measurement Uncertainty
Occupied Channel Bandwidth	±5 %
RF output power, conducted	±0.61dB
Power Spectral Density, conducted	±0.61 dB
Unwanted Emissions, radiated	30M~200MHz: 4.15 dB,200M~1GHz: 5.61 dB,1G~6GHz: 5.14 dB, 6G~18GHz: 5.93 dB,18G~26.5G:5.47 dB,26.5G~40G:5.63 dB
Unwanted Emissions, conducted	±1.26 dB
Temperature	±1 °C
Humidity	±5%
DC and low frequency voltages	±0.4%
Duty Cycle	1%
AC Power Lines Conducted Emission	2.8 dB (150 kHz to 30 MHz)

2. SUMMARY OF TEST RESULTS

Standard(s) Section	Test Items	Result
§15.207(a) RSS-Gen Clause 8.8	AC line conducted emissions	Compliant
FCC§15.205& §15.209 &§15.407(b) RSS-247 Clause 6.2	Undesirable Emission& Restricted Bands	Compliant
RSS-247 Clause 6.2.1.2	26dB attenuated below the channel power	Compliant
FCC§15.407(a) (e) RSS-247 Clause 6.2 RSS-Gen Clause 6.7	Emission Bandwidth	Compliant
FCC§15.407(a) RSS-247 Clause 6.2	Conducted Transmitter Output Power	Compliant
FCC§15.407 (a) RSS-247 Clause 6.2	Power Spectral Density	Compliant
§15.203 RSS-GEN Clause 6.8	Antenna Requirement	Compliant
RSS-247 Clause 6.4	Additional requirements	Compliant

3. REQUIREMENTS AND TEST PROCEDURES

3.1 AC Line Conducted Emissions

3.1.1 Applicable Standard

FCC§15.207(a).

(a) Except as shown in paragraphs (b) and (c) of this section, for an intentional radiator that is designed to be connected to the public utility (AC) power line, the radio frequency voltage that is conducted back onto the AC power line on any frequency or frequencies, within the band 150 kHz to 30 MHz, shall not exceed the limits in the following table, as measured using a 50 μ H/50 ohms line impedance stabilization network (LISN). Compliance with the provisions of this paragraph shall be based on the measurement of the radio frequency voltage between each power line and ground at the power terminal. The lower limit applies at the boundary between the frequency ranges.

Frequency of emission (MHz)	Conducted limit (dB μ V)	
	Quasi-peak	Average
0.15-0.5	66 to 56*	56 to 46*
0.5-5	56	46
5-30	60	50

*Decreases with the logarithm of the frequency.

(b) The limit shown in paragraph (a) of this section shall not apply to carrier current systems operating as intentional radiators on frequencies below 30 MHz. In lieu thereof, these carrier current systems shall be subject to the following standards:

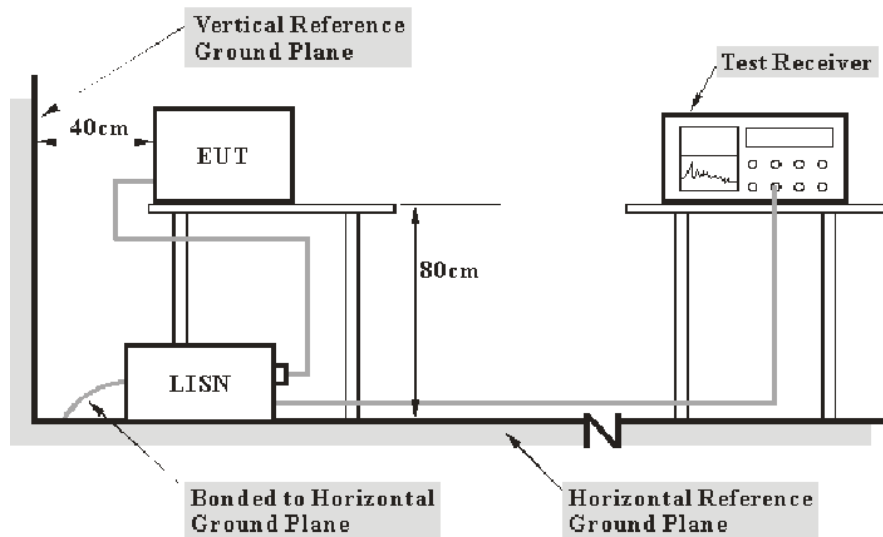
(1) For carrier current system containing their fundamental emission within the frequency band 535-1705 kHz and intended to be received using a standard AM broadcast receiver: no limit on conducted emissions.

(2) For all other carrier current systems: 1000 μ V within the frequency band 535-1705 kHz, as measured using a 50 μ H/50 ohms LISN.

(3) Carrier current systems operating below 30 MHz are also subject to the radiated emission limits in §15.205, §15.209, §15.221, §15.223, or §15.227, as appropriate.

(c) Measurements to demonstrate compliance with the conducted limits are not required for devices which only employ battery power for operation and which do not operate from the AC power lines or contain provisions for operation while connected to the AC power lines. Devices that include, or make provisions for, the use of battery chargers which permit operating while charging, AC adapters or battery eliminators or that connect to the AC power lines indirectly, obtaining their power through another device which is connected to the AC power lines, shall be tested to demonstrate compliance with the conducted limits.

3.1.2 EUT Setup



- Note: 1. Support units were connected to second LISN.
 2. Both of LISNs (AMN) 80 cm from EUT and at the least 80 cm from other units and other metal planes support units.

The setup of EUT is according with per ANSI C63.10-2013 measurement procedure. The specification used was with the FCC Part 15.207 limits.

The spacing between the peripherals was 10 cm.

The adapter or EUT was connected to the main LISN with a 120 V/60 Hz AC power source.

3.1.3 EMI Test Receiver Setup

The EMI test receiver was set to investigate the spectrum from 150 kHz to 30 MHz.

During the conducted emission test, the EMI test receiver was set with the following configurations:

Frequency Range	IF B/W
150 kHz – 30 MHz	9 kHz

3.1.4 Test Procedure

The frequency and amplitude of the six highest ac power-line conducted emissions relative to the limit, measured over all the current-carrying conductors of the EUT power cords, and the operating frequency or frequency to which the EUT is tuned (if appropriate), should be reported, unless such emissions are more than 20 dB below the limit. AC power-line conducted emissions measurements are to be separately carried out only on each of the phase (“hot”) line(s) and (if used) on the neutral line(s), but not on the ground [protective earth] line(s). If less than six emission frequencies are within 20 dB of the limit, then the noise level of the measuring instrument at representative frequencies should be reported. The specific conductor of the power-line cord for each of the reported emissions should be identified. Measure the six highest emissions with respect to the limit on each current-carrying conductor of each power cord associated with the EUT (but not the power cords of associated or peripheral equipment that are part of the test configuration). Then, report the six highest emissions with respect to the limit from among all the measurements identifying the frequency and specific current-carrying conductor identified with the emission. The six highest emissions should be reported for each of the current-carrying conductors, or the six highest emissions may be reported over all the current-carrying conductors.

3.1.5 Corrected Amplitude & Margin Calculation

The basic equation is as follows:

Result = Reading + Factor

Factor = attenuation caused by cable loss + voltage division factor of AMN

The “**Margin**” column of the following data tables indicates the degree of compliance within the applicable limit. The equation for margin calculation is as follows:

Margin = Limit – Result

3.2 Radiation Spurious Emissions

3.2.1 Applicable Standard

FCC §15.407 (b);

Undesirable emission limits. Except as shown in paragraph (b)(7) of this section, the maximum emissions outside of the frequency bands of operation shall be attenuated in accordance with the following limits:

(1) For transmitters operating in the 5.15-5.25 GHz band: All emissions outside of the 5.15-5.35 GHz band shall not exceed an e.i.r.p. of - 27 dBm/MHz.

(2) For transmitters operating in the 5.25-5.35 GHz band: All emissions outside of the 5.15-5.35 GHz band shall not exceed an e.i.r.p. of - 27 dBm/MHz.

(3) For transmitters operating in the 5.47-5.725 GHz band: All emissions outside of the 5.47-5.725 GHz band shall not exceed an e.i.r.p. of - 27 dBm/MHz.

(4) For transmitters operating solely in the 5.725-5.850 GHz band:

(i) All emissions shall be limited to a level of - 27 dBm/MHz at 75 MHz or more above or below the band edge increasing linearly to 10 dBm/MHz at 25 MHz above or below the band edge, and from 25 MHz above or below the band edge increasing linearly to a level of 15.6 dBm/MHz at 5 MHz above or below the band edge, and from 5 MHz above or below the band edge increasing linearly to a level of 27 dBm/MHz at the band edge.

(ii) Devices certified before March 2, 2017 with antenna gain greater than 10 dBi may demonstrate compliance with the emission limits in § 15.247(d), but manufacturing, marketing and importing of devices certified under this alternative must cease by March 2, 2018. Devices certified before March 2, 2018 with antenna gain of 10 dBi or less may demonstrate compliance with the emission limits in § 15.247(d), but manufacturing, marketing and importing of devices certified under this alternative must cease before March 2, 2020.

(8) The emission measurements shall be performed using a minimum resolution bandwidth of 1 MHz. A lower resolution bandwidth may be employed near the band edge, when necessary, provided the measured energy is integrated to show the total power over 1 MHz.

(9) Unwanted emissions below 1 GHz must comply with the general field strength limits set forth in § 15.209. Further, any U-NII devices using an AC power line are required to comply also with the conducted limits set forth in § 15.207.

(10) The provisions of § 15.205 apply to intentional radiators operating under this section.

(11) When measuring the emission limits, the nominal carrier frequency shall be adjusted as close to the upper and lower frequency band edges as the design of the equipment permits.

(c) The device shall automatically discontinue transmission in case of either absence of information to transmit or operational failure. These provisions are not intended to preclude the transmission of control or signalling information or the use of repetitive codes used by certain digital technologies to complete frame or burst intervals. Applicants shall include in their application for equipment authorization a description of how this requirement is met.

RSS-247 Clause 6.2

Frequency band 5150-5250 MHz

6.2.1.2 Unwanted emission limits

For transmitters with operating frequencies in the band 5150-5250 MHz, all emissions outside the band 5150-5350 MHz shall not exceed -27 dBm/MHz e.i.r.p. Any unwanted emissions that fall into the band 5250-5350 MHz shall be attenuated below the channel power by at least 26 dB, when measured using a resolution bandwidth between 1 and 5% of the occupied bandwidth (i.e. 99% bandwidth), above 5250 MHz. The 26 dB bandwidth may fall into the 5250-5350 MHz band; however, if the occupied bandwidth also falls within the 5250-5350 MHz band, the transmission is considered as intentional and the devices shall comply with all requirements in the band 5250-5350 MHz including implementing dynamic frequency selection (DFS) and TPC, on the portion of the emission that resides in the 5250-5350 MHz band.

Frequency band 5725-5850 MHz

6.2.4.2 Unwanted emission limits

Devices operating in the band 5725-5850 MHz with antenna gain greater than 10 dBi can have unwanted emissions that comply with either the limits in this section or in section 5.5 until six (6) months after the publication date of this standard for certification. Certified devices that do not comply with emission limits in this section shall not be manufactured, imported, distributed, leased, offered for sale or sold after April 1, 2018.

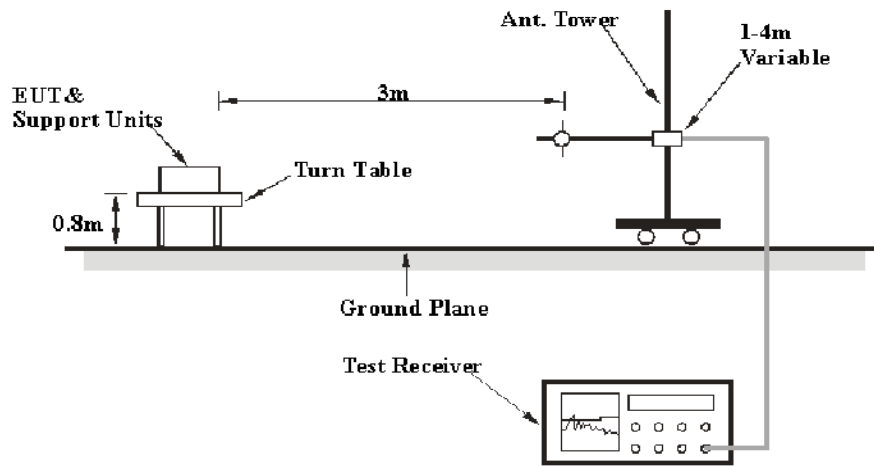
Devices operating in the band 5725-5850 MHz with antenna gain of 10 dBi or less can have unwanted emissions that comply with either the limits in this section or in section 5.5 until April 1, 2018 for certification. Certified devices that do not comply with emission limits in this section shall not be manufactured, imported, distributed, leased, offered for sale or sold after April 1, 2020.

Devices operating in the band 5725-5850 MHz shall have e.i.r.p. of unwanted emissions comply with the following:

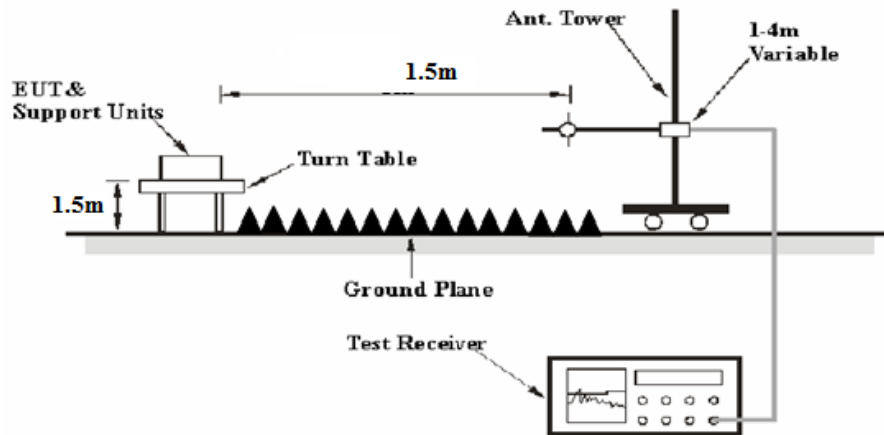
- a) 27 dBm/MHz at frequencies from the band edges decreasing linearly to 15.6 dBm/MHz at 5 MHz above or below the band edges;
- b) 15.6 dBm/MHz at 5 MHz above or below the band edges decreasing linearly to 10 dBm/MHz at 25 MHz above or below the band edges;
- c) 10 dBm/MHz at 25 MHz above or below the band edges decreasing linearly to -27 dBm/MHz at 75 MHz above or below the band edges; and
- d) -27 dBm/MHz at frequencies more than 75 MHz above or below the band edges.

3.2.2 EUT Setup

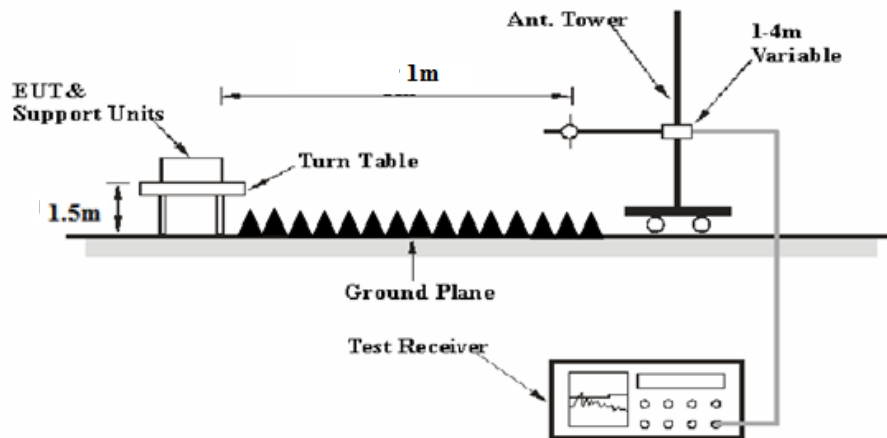
Below 1GHz:



1-26.5 GHz:



26.5-40 GHz:



The radiated emission tests were performed in the 3 meters chamber test site, using the setup accordance with the ANSI C63.10-2013. The specification used was FCC 15.209, FCC 15.407 RSS-247, RSS-Gen limits.

The external I/O cables were draped along the test table and formed a bundle 30 to 40 cm long in the middle.

The spacing between the peripherals was 10 cm.

3.2.3 EMI Test Receiver & Spectrum Analyzer Setup

The system was investigated from 30 MHz to 40 GHz.

During the radiated emission test, the EMI test receiver & Spectrum Analyzer Setup were set with the following configurations:

30-1000MHz:

Measurement	RBW	Video B/W	IF B/W
QP	120 kHz	300 kHz	120kHz

1GHz- 40GHz:

Measurement	Duty cycle	RBW	Video B/W
PK	Any	1MHz	3 MHz
Ave.	>98%	1MHz	10 Hz
	<98%	1MHz	1/T

If the maximized peak measured value complies with under the QP/Average limit more than 6dB, then it is unnecessary to perform an QP/Average measurement.

3.2.4 Test Procedure

During the radiated emission test, the adapter was connected to the first AC floor outlet.

Data was recorded in Quasi-peak detection mode for frequency range of 30 MHz-1GHz, peak and Average detection modes for frequencies above 1GHz.

According to KDB 789033 D02 General UNII Test Procedures New Rules v02r01, emission shall be computed as: $E [dB\mu V/m] = EIRP[dBm] + 95.2$, for $d = 3$ meters.

According to C63.10, the above 1G test result shall be extrapolated to the specified distance using an extrapolation Factor of 20dB/decade from 3m to 1.5m or 1m

Distance extrapolation Factor = $20 \log (\text{specific distance [3m]}/\text{test distance [1.5m]})$ dB= 6.02 dB
or

Distance extrapolation Factor = $20 \log (\text{specific distance [3m]}/\text{test distance [1m]})$ dB= 9.54 dB

All emissions under the average limit and under the noise floor have not recorded in the report.

3.2.5 Corrected Amplitude & Margin Calculation

The basic equation is as follows:

Factor = Antenna Factor + Cable Loss- Amplifier Gain

For 30MHz-1GHz:

Result = Reading + Factor

For 1GHz-40GHz

Result = Reading + Factor-Distance extrapolation Factor

The “**Margin**” column of the following data tables indicates the degree of compliance within the applicable limit. The equation for margin calculation is as follows:

Margin = Limit – Result

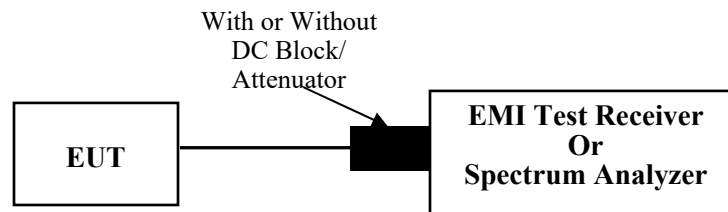
3.3 26dB attenuated below the channel power:

3.3.1 Applicable Standard

RSS-247 Clause 6.2.1.2

For transmitters with operating frequencies in the band 5150-5250 MHz, all emissions outside the band 5150-5350 MHz shall not exceed -27 dBm/MHz e.i.r.p. Any unwanted emissions that fall into the band 5250-5350 MHz shall be attenuated below the channel power by at least 26 dB, when measured using a resolution bandwidth between 1 and 5% of the occupied bandwidth (i.e. 99% bandwidth), above 5250 MHz. The 26 dB bandwidth may fall into the 5250-5350 MHz band; however, if the occupied bandwidth also falls within the 5250-5350 MHz band, the transmission is considered as intentional and the devices shall comply with all requirements in the band 5250-5350 MHz including implementing dynamic frequency selection (DFS) and TPC, on the portion of the emission that resides in the 5250-5350 MHz band.

3.3.2 EUT Setup



3.3.3 Test Procedure

- a) Set RBW = 1%~5% of the emission bandwidth.
- b) Set the VBW > RBW.
- c) Detector = peak.
- d) Trace mode = max hold
- e) Measure the emission attenuated below the channel power

3.4 Emission Bandwidth:

3.4.1 Applicable Standard

FCC §15.407 (a),(h)

(h)(2) Radar Detection Function of Dynamic Frequency Selection (DFS). U-NII devices operating with any part of its 26 dB emission bandwidth in the 5.25-5.35 GHz and 5.47-5.725 GHz bands shall employ a DFS radar detection mechanism to detect the presence of radar systems and to avoid co-channel operation with radar systems.

FCC §15.407 (e)

Within the 5.725-5.850 GHz and 5.850-5.895 GHz bands, the minimum 6 dB bandwidth of U-NII devices shall be at least 500 kHz.

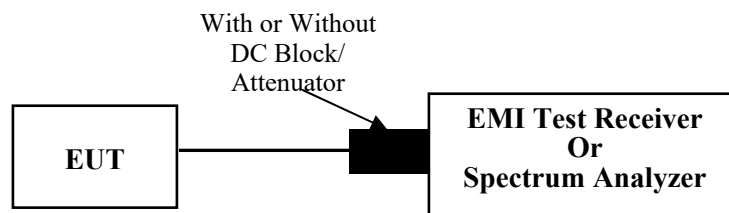
RSS-247 Clause 6.2.1.2

For transmitters with operating frequencies in the band 5150-5250 MHz, all emissions outside the band 5150-5350 MHz shall not exceed -27 dBm/MHz e.i.r.p. Any unwanted emissions that fall into the band 5250-5350 MHz shall be attenuated below the channel power by at least 26 dB, when measured using a resolution bandwidth between 1 and 5% of the occupied bandwidth (i.e. 99% bandwidth), above 5250 MHz. The 26 dB bandwidth may fall into the 5250-5350 MHz band; however, if the occupied bandwidth also falls within the 5250-5350 MHz band, the transmission is considered as intentional and the devices shall comply with all requirements in the band 5250-5350 MHz including implementing dynamic frequency selection (DFS) and TPC, on the portion of the emission that resides in the 5250-5350 MHz band.

RSS-247 Clause 6.2.4.1

For equipment operating in the band 5725-5850 MHz, the minimum 6 dB bandwidth shall be at least 500 kHz.

3.4.2 EUT Setup



3.4.3 Test Procedure

26dB Emission Bandwidth:

According to ANSI C63.10-2013 Section 12.4.1

- a) Set RBW = approximately 1% of the emission bandwidth.
- b) Set the VBW > RBW.
- c) Detector = peak.
- d) Trace mode = max hold
- e) Measure the maximum width of the emission that is 26 dB down from the peak of the emission. Compare this with the RBW setting of the instrument. Readjust RBW and repeat measurement as needed until the RBW/EBW ratio is approximately 1%.

99% Occupied Bandwidth:

According to ANSI C63.10-2013 Section 12.4.2&6.9.3

The occupied bandwidth is the frequency bandwidth such that, below its lower and above its upper frequency limits, the mean powers are each equal to 0.5% of the total mean power of the given emission.

The following procedure shall be used for measuring 99% power bandwidth:

- a) The instrument center frequency is set to the nominal EUT channel center frequency. The frequency span for the spectrum analyzer shall be between 1.5 times and 5.0 times the OBW.
- b) The nominal IF filter bandwidth (3 dB RBW) shall be in the range of 1% to 5% of the OBW, and VBW shall be approximately three times the RBW, unless otherwise specified by the applicable requirement.
- c) Set the reference level of the instrument as required, keeping the signal from exceeding the maximum input mixer level for linear operation. In general, the peak of the spectral envelope shall be more than $[10 \log (OBW/RBW)]$ below the reference level. Specific guidance is given in 4.1.5.2.
- d) Step a) through step c) might require iteration to adjust within the specified range.
- e) Video averaging is not permitted. Where practical, a sample detection and single sweep mode shall be used. Otherwise, peak detection and max hold mode (until the trace stabilizes) shall be used.
- f) Use the 99% power bandwidth function of the instrument (if available) and report the measured bandwidth.
- g) If the instrument does not have a 99% power bandwidth function, then the trace data points are recovered and directly summed in linear power terms. The recovered amplitude data points, beginning at the lowest frequency, are placed in a running sum until 0.5% of the total is reached; that frequency is recorded as the lower frequency. The process is repeated until 99.5% of the total is reached; that frequency is recorded as the upper frequency. The 99% power bandwidth is the difference between these two frequencies.
- h) The occupied bandwidth shall be reported by providing plot(s) of the measuring instrument display; the plot axes and the scale units per division shall be clearly labeled. Tabular data may be reported in addition to the plot(s).

6 dB emission bandwidth:

According to KDB 789033 D02 General UNII Test Procedures New Rules v02r01

- a) Set RBW = 100 kHz.
- b) Set the video bandwidth (VBW) ≥ 3 RBW.
- c) Detector = Peak.
- d) Trace mode = max hold.
- e) Sweep = auto couple.
- f) Allow the trace to stabilize.
- g) Measure the maximum width of the emission that is constrained by the frequencies associated with the two outermost amplitude points (upper and lower frequencies) that are attenuated by 6 dB relative to the maximum level measured in the fundamental emission.

Note: The automatic bandwidth measurement capability of a spectrum analyzer or EMI receiver may be employed if it implements the functionality described in this section. For devices that use channel aggregation refer to III.A and III.C for determining emission bandwidth.

3.5 Maximum conducted output power:

3.5.1 Applicable Standard

FCC §15.407(a) (1)(iv)

For client devices in the 5.15-5.25 GHz band, the maximum conducted output power over the frequency band of operation shall not exceed 250 mW provided the maximum antenna gain does not exceed 6 dBi. In addition, the maximum power spectral density shall not exceed 11 dBm in any 1 megahertz band. If transmitting antennas of directional gain greater than 6 dBi are used, both the maximum conducted output power and the maximum power spectral density shall be reduced by the amount in dB that the directional gain of the antenna exceeds 6 dBi.

FCC §15.407(a) (3)(i)

For the band 5.725-5.850 GHz, the maximum conducted output power over the frequency band of operation shall not exceed 1 W. In addition, the maximum power spectral density shall not exceed 30 dBm in any 500-kHz band. If transmitting antennas of directional gain greater than 6 dBi are used, both the maximum conducted output power and the maximum power spectral density shall be reduced by the amount in dB that the directional gain of the antenna exceeds 6 dBi. However, fixed point-to-point U-NII devices operating in this band may employ transmitting antennas with directional gain greater than 6 dBi without any corresponding reduction in transmitter conducted power. Fixed, point-to-point operations exclude the use of point-to-multipoint systems, omnidirectional applications, and multiple collocated transmitters transmitting the same information. The operator of the U-NII device, or if the equipment is professionally installed, the installer, is responsible for ensuring that systems employing high gain directional antennas are used exclusively for fixed, point-to-point operations.

RSS-247 Clause 6.2.1.1

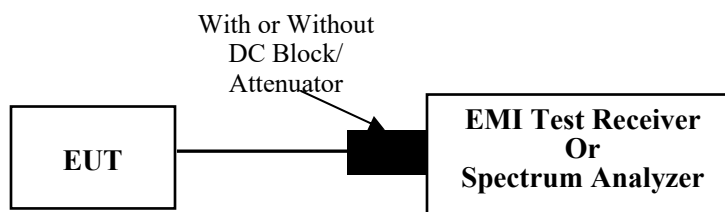
For OEM devices installed in vehicles, the maximum e.i.r.p. shall not exceed 30 mW or $1.76 + 10 \log_{10} B$, dBm, whichever is less stringent. Devices shall implement transmitter power control (TPC) in order to have the capability to operate at least 3 dB below the maximum permitted e.i.r.p. of 30 mW.

For other devices, the maximum e.i.r.p. shall not exceed 200 mW or $10 + 10 \log_{10} B$, dBm, whichever power is less. B is the 99% emission bandwidth in megahertz. The e.i.r.p. spectral density shall not exceed 10 dBm in any 1.0 MHz band.

RSS-247 Clause 6.2.4.1

The maximum conducted output power shall not exceed 1 W. The output power spectral density shall not exceed 30 dBm in any 500 kHz band. If transmitting antennas of directional gain greater than 6 dBi are used, both the maximum conducted output power and the output power spectral density shall be reduced by the amount in dB that the directional gain of the antenna exceeds 6 dBi. However, fixed point-to-point devices operating in this band may employ transmitting antennas with directional gain greater than 6 dBi without any corresponding reduction in transmitter conducted power. Fixed point-to-point operations exclude the use of point-to-multipoint3 systems, omnidirectional applications and multiple collocated transmitters transmitting the same information.

3.5.2 EUT Setup



3.5.3 Test Procedure

According to ANSI C63.10-2013 Section 11.9.1.3

Method PM-G is measurement using a gated RF average power meter. Measurements may be performed using a wideband gated RF power meter provided that the gate parameters are adjusted such that the power is measured only when the EUT is transmitting at its maximum power control level. Because the measurement is made only during the ON time of the transmitter, no duty cycle correction factor is required.

3.6 Maximum power spectral density:

3.6.1 Applicable Standard

FCC §15.407(a) (1)(iv)

For client devices in the 5.15-5.25 GHz band, the maximum conducted output power over the frequency band of operation shall not exceed 250 mW provided the maximum antenna gain does not exceed 6 dBi. In addition, the maximum power spectral density shall not exceed 11 dBm in any 1 megahertz band. If transmitting antennas of directional gain greater than 6 dBi are used, both the maximum conducted output power and the maximum power spectral density shall be reduced by the amount in dB that the directional gain of the antenna exceeds 6 dBi.

FCC §15.407(a) (3)(i)

For the band 5.725-5.850 GHz, the maximum conducted output power over the frequency band of operation shall not exceed 1 W. In addition, the maximum power spectral density shall not exceed 30 dBm in any 500-kHz band. If transmitting antennas of directional gain greater than 6 dBi are used, both the maximum conducted output power and the maximum power spectral density shall be reduced by the amount in dB that the directional gain of the antenna exceeds 6 dBi. However, fixed point-to-point U-NII devices operating in this band may employ transmitting antennas with directional gain greater than 6 dBi without any corresponding reduction in transmitter conducted power. Fixed, point-to-point operations exclude the use of point-to-multipoint systems, omnidirectional applications, and multiple collocated transmitters transmitting the same information. The operator of the U-NII device, or if the equipment is professionally installed, the installer, is responsible for ensuring that systems employing high gain directional antennas are used exclusively for fixed, point-to-point operations.

RSS-247 Clause 6.2.1.1

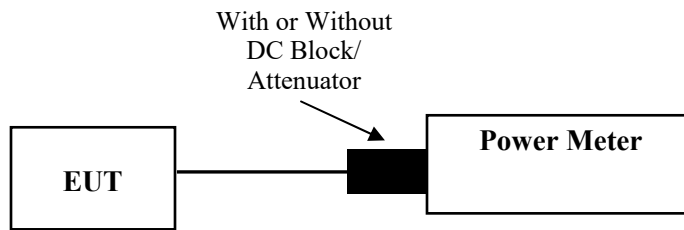
For OEM devices installed in vehicles, the maximum e.i.r.p. shall not exceed 30 mW or $1.76 + 10 \log_{10} B$, dBm, whichever is less stringent. Devices shall implement transmitter power control (TPC) in order to have the capability to operate at least 3 dB below the maximum permitted e.i.r.p. of 30 mW.

For other devices, the maximum e.i.r.p. shall not exceed 200 mW or $10 + 10 \log_{10} B$, dBm, whichever power is less. B is the 99% emission bandwidth in megahertz. The e.i.r.p. spectral density shall not exceed 10 dBm in any 1.0 MHz band.

RSS-247 Clause 6.2.4.1

The maximum conducted output power shall not exceed 1 W. The output power spectral density shall not exceed 30 dBm in any 500 kHz band. If transmitting antennas of directional gain greater than 6 dBi are used, both the maximum conducted output power and the output power spectral density shall be reduced by the amount in dB that the directional gain of the antenna exceeds 6 dBi. However, fixed point-to-point devices operating in this band may employ transmitting antennas with directional gain greater than 6 dBi without any corresponding reduction in transmitter conducted power. Fixed point-to-point operations exclude the use of point-to-multipoint systems, omnidirectional applications and multiple collocated transmitters transmitting the same information.

3.6.2 EUT Setup



3.6.3 Test Procedure

According to KDB 789033 D02 General UNII Test Procedures New Rules v02r01

Method SA-3 (power averaging (rms) detection with max hold):

(i) Set span to encompass the entire EBW (or, alternatively, the entire 99% occupied bandwidth) of the signal.

(ii) Set sweep trigger to “free run.”

(iii) Set RBW = 1 MHz.

(iv) Set VBW \geq 3 MHz

(v) Number of points in sweep $\geq 2 \times \text{span} / \text{RBW}$. (This ensures that bin-to-bin spacing is $\leq \text{RBW}/2$, so that narrowband signals are not lost between frequency bins.)

(vi) Sweep time $\leq (\text{number of points in sweep}) \times T$, where T is defined in II.B.1.a).

Note: If this results in a sweep time less than the auto sweep time of the analyzer, Method SA-3 Alternative shall not be used. (The purpose of this step is to ensure that averaging time in each bin is less than or equal to the minimum time of a transmission.)

(vii) Detector = power averaging (rms).

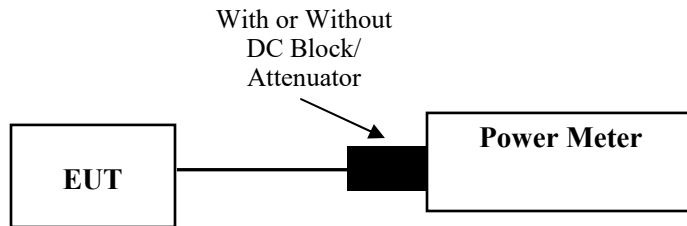
(viii) Trace mode = max hold.

(ix) Allow max hold to run for at least 60 seconds, or longer as needed to allow the trace to stabilize.

For devices operating in the band 5.725–5.85 GHz, the rules specify a measurement bandwidth of 500 kHz. Many spectrum analyzers do not have 500 kHz RBW, thus a narrower RBW may need to be used.

3.7 Duty Cycle:

3.7.1 EUT Setup



3.7.2 Test Procedure

According to ANSI C63.10-2013 Section 12.2

The zero-span mode on a spectrum analyzer or EMI receiver if the response time and spacing between bins on the sweep are sufficient to permit accurate measurements of the ON and OFF times of the transmitted signal:

- 1) Set the center frequency of the instrument to the center frequency of the transmission.
- 2) Set $RBW \geq OBW$ if possible; otherwise, set RBW to the largest available value.
- 3) Set $VBW \geq RBW$. Set detector = peak or average.
- 4) The zero-span measurement method shall not be used unless both RBW and VBW are $> 50/T$ and the number of sweep points across duration T exceeds 100. (For example, if VBW and/or RBW are limited to 3 MHz, then the zero-span method of measuring the duty cycle shall not be used if $T \leq 16.7 \mu s$.)

3.8 Antenna Requirement

3.8.1 Applicable Standard

FCC §15.203

An intentional radiator shall be designed to ensure that no antenna other than that furnished by the responsible party shall be used with the device. The use of a permanently attached antenna or of an antenna that uses a unique coupling to the intentional radiator shall be considered sufficient to comply with the provisions of this section. The manufacturer may design the unit so that a broken antenna can be replaced by the user, but the use of a standard antenna jack or electrical connector is prohibited. This requirement does not apply to carrier current devices or to devices operated under the provisions of §§15.211, 15.213, 15.217, 15.219, 15.221, or §15.236. Further, this requirement does not apply to intentional radiators that must be professionally installed, such as perimeter protection systems and some field disturbance sensors, or to other intentional radiators which, in accordance with §15.31(d), must be measured at the installation site. However, the installer shall be responsible for ensuring that the proper antenna is employed so that the limits in this part are not exceeded.

RSS-GEN Clause 6.8

The applicant for equipment certification shall provide a list of all antenna types that may be used with the transmitter, where applicable (i.e. for transmitters with detachable antenna), indicating the maximum permissible antenna gain (in dBi) and the required impedance for each antenna. The test report shall demonstrate the compliance of the transmitter with the limit for maximum equivalent isotropically radiated power (e.i.r.p.) specified in the applicable RSS, when the transmitter is equipped with any antenna type, selected from this list.

For expediting the testing, measurements may be performed using only the antenna with highest gain of each combination of transmitter and antenna type, with the transmitter output power set at the maximum level. However, the transmitter shall comply with the applicable requirements under all operational conditions and when in combination with any type of antenna from the list provided in the test report (and in the notice to be included in the user manual, provided below).

When measurements at the antenna port are used to determine the RF output power, the effective gain of the device's antenna shall be stated, based on a measurement or on data from the antenna's manufacturer. The test report shall state the RF power, output power setting and spurious emission measurements with each antenna type that is used with the transmitter being tested.

For licence-exempt equipment with detachable antennas, the user manual shall also contain the following notice in a conspicuous location:

This radio transmitter [enter the device's ISED certification number] has been approved by Innovation, Science and Economic Development Canada to operate with the antenna types listed below, with the maximum permissible gain indicated. Antenna types not included in this list that have a gain greater than the maximum gain indicated for any type listed are strictly prohibited for use with this device.

Immediately following the above notice, the manufacturer shall provide a list of all antenna types which can be used with the transmitter, indicating the maximum permissible antenna gain (in dBi) and the required impedance for each antenna type.

3.8.2 Judgment

Please refer to the Antenna Information detail in Section 1.

3.9 Additional requirement

3.9.1 Applicable Standard

According to RSS-247 Clause 6.4 Additional requirement

The following requirements shall apply:

- a) The device shall automatically discontinue transmission in cases of absence of information to transmit, or operational failure. A description on how this is done shall accompany the application for equipment certification. Note that this is not intended to prohibit transmission of control or signalling information or the use of repetitive codes where required by the technology.
- b) All LE-LAN devices must contain security features to protect against modification of software by unauthorized parties.

Manufacturers must implement security features in any digitally modulated devices capable of operating in any of the frequency ranges within the 5 GHz band, so that third parties are not able to reprogram the device to operate outside the parameters for which the device was certified. The software must prevent the user from operating the transmitter with operating frequencies, output power, modulation types or other radio frequency parameters outside those that were approved for the device. Manufacturers may use various means, including the use of a private network that allows only authenticated users to download software, electronic signatures in software or coding in hardware that is decoded by software to verify that new software can be legally loaded into a device to meet these requirements and must describe the methods in their application for equipment certification.

Manufacturers must take steps to ensure that DFS functionality cannot be disabled by the operator of the LE-LAN device.

- c) The user manual for LE-LAN devices shall contain instructions related to the restrictions mentioned in the above sections, namely that:
 - i. the device for operation in the band 5150–5250 MHz is only for indoor use to reduce the potential for harmful interference to co-channel mobile satellite systems;⁴
 - ii. for devices with detachable antenna(s), the maximum antenna gain permitted for devices in the bands 5250-5350 MHz and 5470-5725 MHz shall be such that the equipment still complies with the e.i.r.p. limit;
 - iii. for devices with detachable antenna(s), the maximum antenna gain permitted for devices in the band 5725-5850 MHz shall be such that the equipment still complies with the e.i.r.p. limits as appropriate; and
 - iv. where applicable, antenna type(s), antenna models(s), and worst-case tilt angle(s) necessary to remain compliant with the e.i.r.p. elevation mask requirement set forth in section 6.2.2.3 shall be clearly indicated.

3.9.2 Judgment

RSS-247 Clause 6.4 a):

The device shall automatically discontinue transmission in cases of absence of information to transmit, or operational failure. Please refer to the declaration

RSS-247 Clause 6.4 b):

The devices must contain security features to protect against modification of software by unauthorized parties. Please refer to the declaration

RSS-247 Clause 6.4 c):

i) The device is for indoor use only in the range of 5150-5250 MHz.

ii) the maximum antenna gain is 3.2dBi, the EIRP compliant with the requirement in 5250-5350MHz, and 5470-5725 MHz. see the Conducted Output power test result.

iii) the maximum antenna gain is 3.2dBi, the EIRP compliant with the requirement in 5725-5850MHz. see the Conducted Output power test result.

iV) not Applicable.

4. Test DATA AND RESULTS

4.1 AC Line Conducted Emissions

Serial Number:	CR22030056-RF-S1	Test Date:	2022-03-30
Test Site:	CE	Test Mode:	Transmitting
Tester:	Nick Tang	Test Result:	Pass

Environmental Conditions:

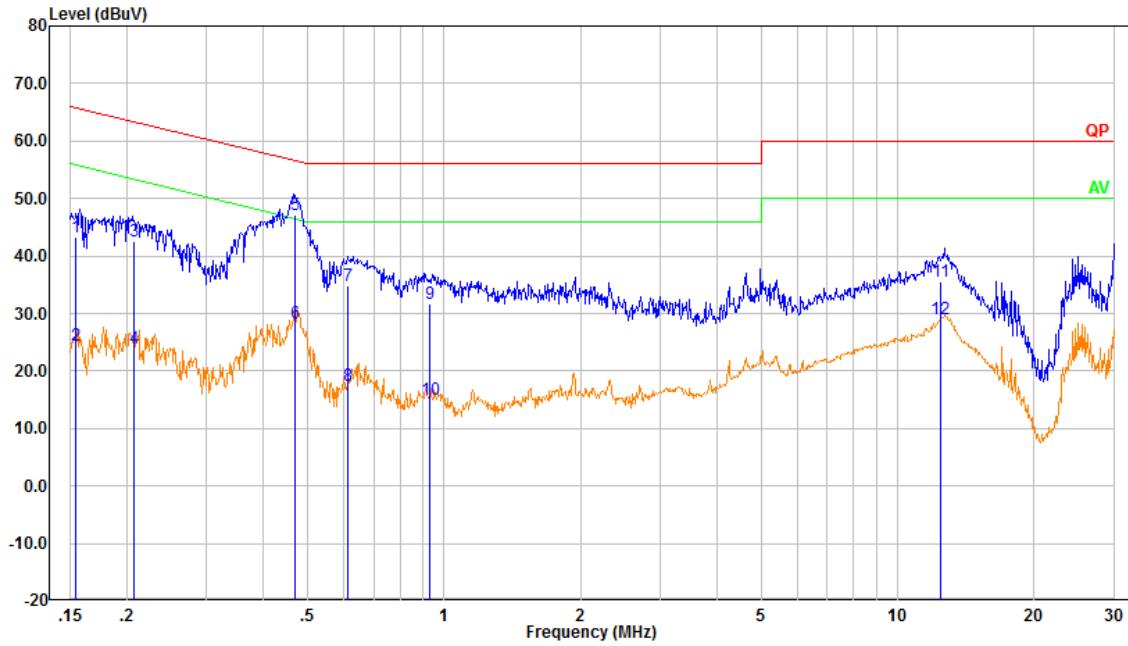
Temperature: (°C)	22.0	Relative Humidity: (%)	68	ATM Pressure: (kPa)	101.0
----------------------	------	------------------------------	----	------------------------	-------

Test Equipment List and Details:

Manufacturer	Description	Model	Serial Number	Calibration Date	Calibration Due Date
R&S	LISN	ENV216	101134	2021-04-25	2022-04-24
R&S	EMI Test Receiver	ESR3	102726	2021-07-22	2022-07-21
MICRO-COAX	Coaxial Cable	UTIFLEX	C-0200-01	2021-08-08	2022-08-07
Audix	Test Software	E3	190306 (V9)	N/A	N/A

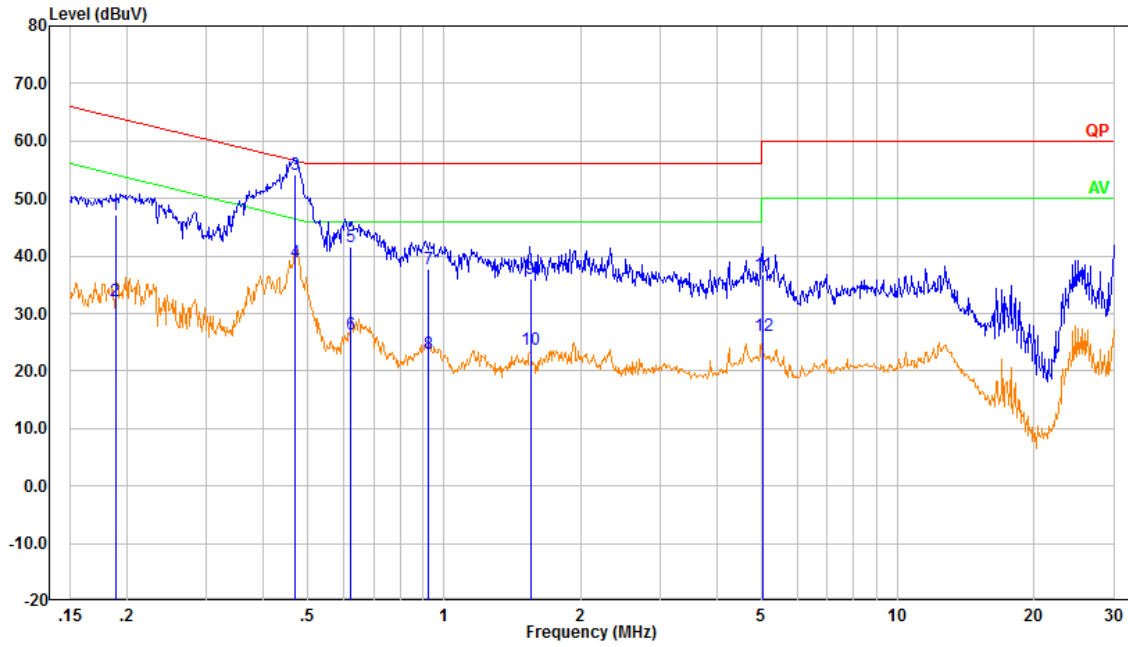
* Statement of Traceability: China Certification ICT Co., Ltd (Dongguan) attests that all calibrations have been performed, traceable to National Primary Standards and International System of Units (SI).

Line:



No.	Frequency (MHz)	Reading (dB μ V)	Factor (dB)	Result (dB μ V)	Limit (dB μ V)	Margin (dB)	Detector
1	0.154	33.60	9.61	43.21	65.76	22.55	QP
2	0.154	14.85	9.61	24.46	55.76	31.30	Average
3	0.207	33.00	9.61	42.61	63.33	20.72	QP
4	0.207	14.29	9.61	23.90	53.33	29.43	Average
5	0.469	37.57	9.61	47.18	56.54	9.36	QP
6	0.469	18.65	9.61	28.26	46.54	18.28	Average
7	0.615	25.26	9.62	34.88	56.00	21.12	QP
8	0.615	7.82	9.62	17.44	46.00	28.56	Average
9	0.928	22.09	9.62	31.71	56.00	24.29	QP
10	0.928	5.33	9.62	14.95	46.00	31.05	Average
11	12.397	25.86	9.67	35.53	60.00	24.47	QP
12	12.397	19.38	9.67	29.05	50.00	20.95	Average

Neutral:



No.	Frequency (MHz)	Reading (dBμV)	Factor (dB)	Result (dBμV)	Limit (dBμV)	Margin (dB)	Detector
1	0.189	37.57	9.61	47.18	64.10	16.92	QP
2	0.189	22.68	9.61	32.29	54.10	21.81	Average
3	0.470	44.46	9.61	54.07	56.51	2.44	QP
4	0.470	29.23	9.61	38.84	46.51	7.67	Average
5	0.624	32.01	9.62	41.63	56.00	14.37	QP
6	0.624	16.72	9.62	26.34	46.00	19.66	Average
7	0.924	28.14	9.62	37.76	56.00	18.24	QP
8	0.924	13.45	9.62	23.07	46.00	22.93	Average
9	1.551	26.43	9.63	36.06	56.00	19.94	QP
10	1.551	14.03	9.63	23.66	46.00	22.34	Average
11	5.039	27.03	9.66	36.69	60.00	23.31	QP
12	5.039	16.54	9.66	26.20	50.00	23.80	Average

4.2 Radiation Spurious Emissions

Serial Number:	CR22030056-RF-S1 CR22030056-RF-S2	Test Date:	2022-03-26~2022-04-26
Test Site:	966-1/966-2	Test Mode:	Transmitting
Tester:	Carl Liang, Great Qiao	Test Result:	Pass

Environmental Conditions:

Temperature: (°C)	18.5~23.4	Relative Humidity: (%)	62~71	ATM Pressure: (kPa)	100.4~100.8
----------------------	-----------	---------------------------	-------	------------------------	-------------

Test Equipment List and Details:

Manufacturer	Description	Model	Serial Number	Calibration Date	Calibration Due Date
Sunol Sciences	Antenna	JB6	A082520-5	2020-10-19	2023-10-18
R&S	EMI Test Receiver	ESR3	102724	2021-07-22	2022-07-21
TIMES MICROWAVE	Coaxial Cable	LMR-600-UltraFlex	C-0470-02	2021-07-18	2022-07-17
TIMES MICROWAVE	Coaxial Cable	LMR-600-UltraFlex	C-0780-01	2021-07-18	2022-07-17
Sonoma	Amplifier	310N	186165	2021-07-18	2022-07-17
Audix	Test Software	E3	201021 (V9)	N/A	N/A
ETS-Lindgren	Horn Antenna	3115	9912-5985	2020-10-13	2023-10-12
R&S	Spectrum Analyzer	FSV40	101591	2021-07-22	2022-07-21
MICRO-COAX	Coaxial Cable	UFA210A-1-1200-70U300	217423-008	2021-08-08	2022-08-07
MICRO-COAX	Coaxial Cable	UFA210A-1-2362-300300	235780-001	2021-08-08	2022-08-07
Mini	Pre-amplifier	ZVA-183-S+	5969001149	2021-11-10	2022-11-09
Audix	Test Software	E3	201021 (V9)	N/A	N/A
PASTERNAK	Horn Antenna	PE9852/2F-20	112002	2021-02-05	2024-02-04
AH	Preamplifier	PAM-1840VH	190	2021-11-19	2022-11-18
MICRO-COAX	Coaxial Cable	UFB142A-1-2362-200200	235772-001	2021-08-08	2022-08-07
E-Microwave	Band Rejection Filter	5150-5850MHz	OE01902423	2021-08-08	2022-08-07
Mini Circuits	High Pass Filter	VHF-6010+	31119	2021-08-08	2022-08-07
PASTERNAK	Horn Antenna	PE9850/2F-20	072001	2021-02-05	2024-02-04

* Statement of Traceability: China Certification ICT Co., Ltd (Dongguan) attests that all calibrations have been performed, traceable to National Primary Standards and International System of Units (SI).

Test Data:

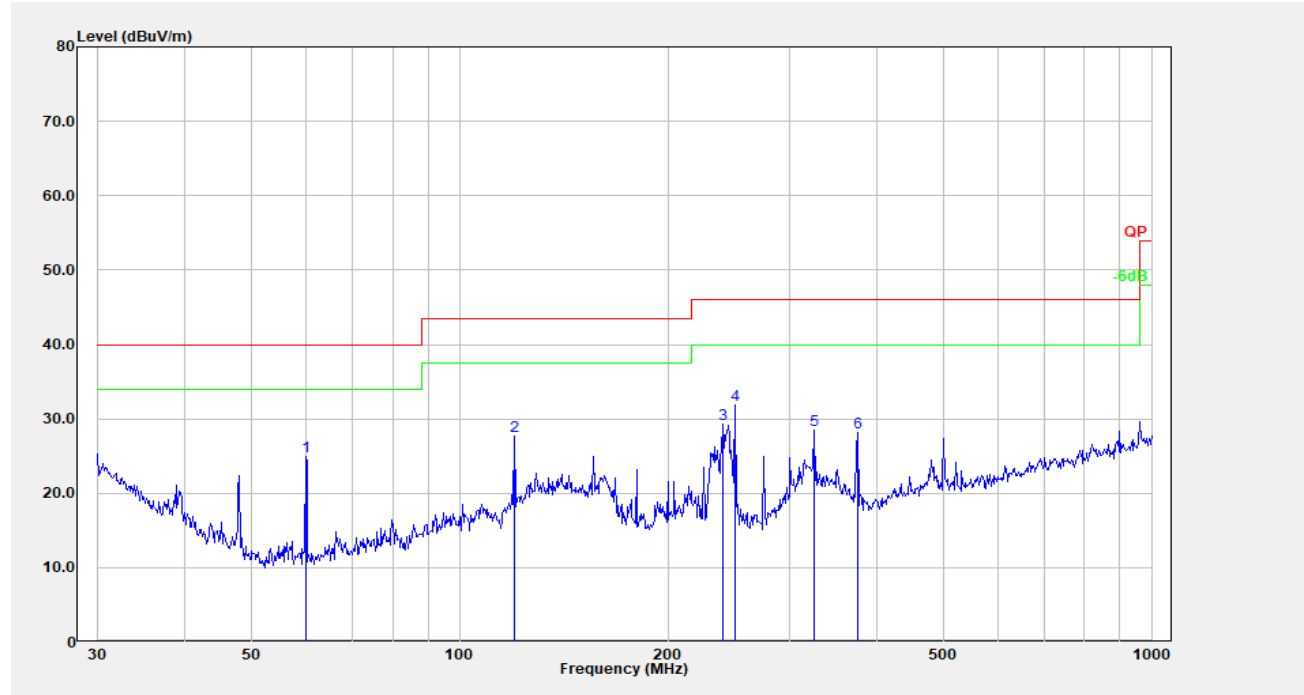
Please refer to the below table and plots.

Note: The device can be mounted in multiple orientations, test was performed with X,Y, Z Axis according to C63.10 figure 8, the worst orientation was photographed and it's data was recorded.

1) 30MHz-1GHz(802.11a 5785MHz Chain 0 was the worst)

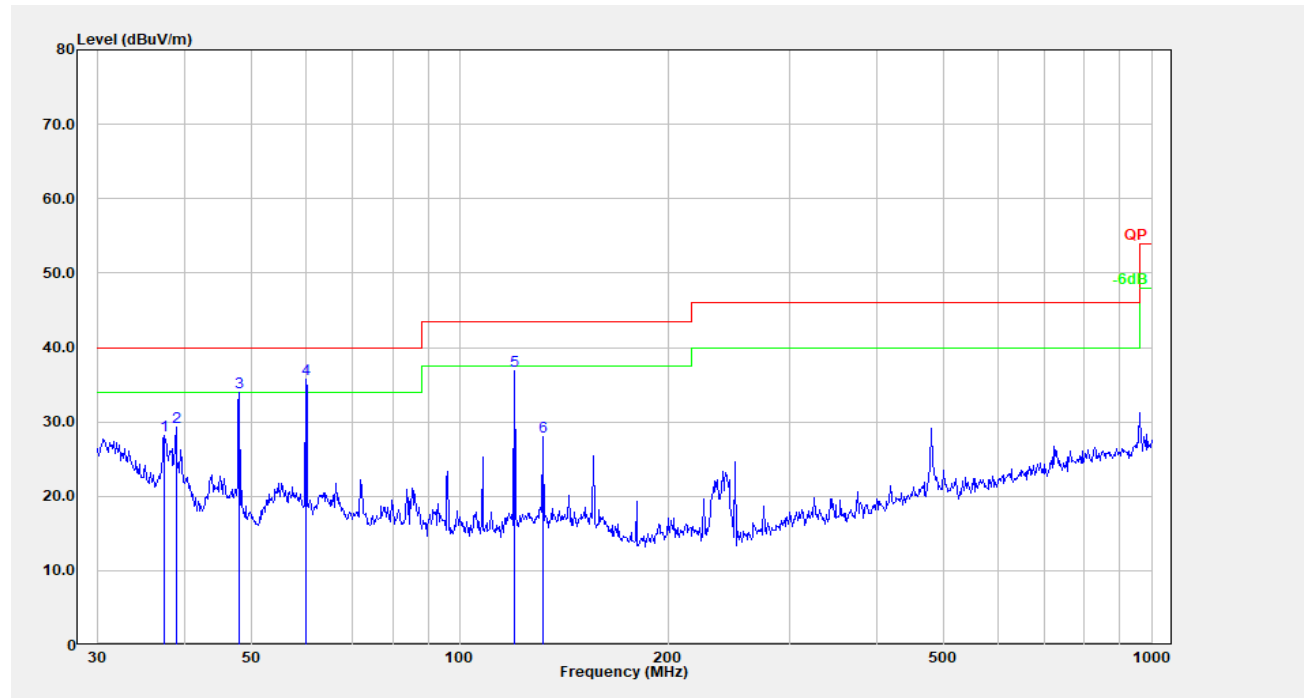
FPC Antenna:

Horizontal:



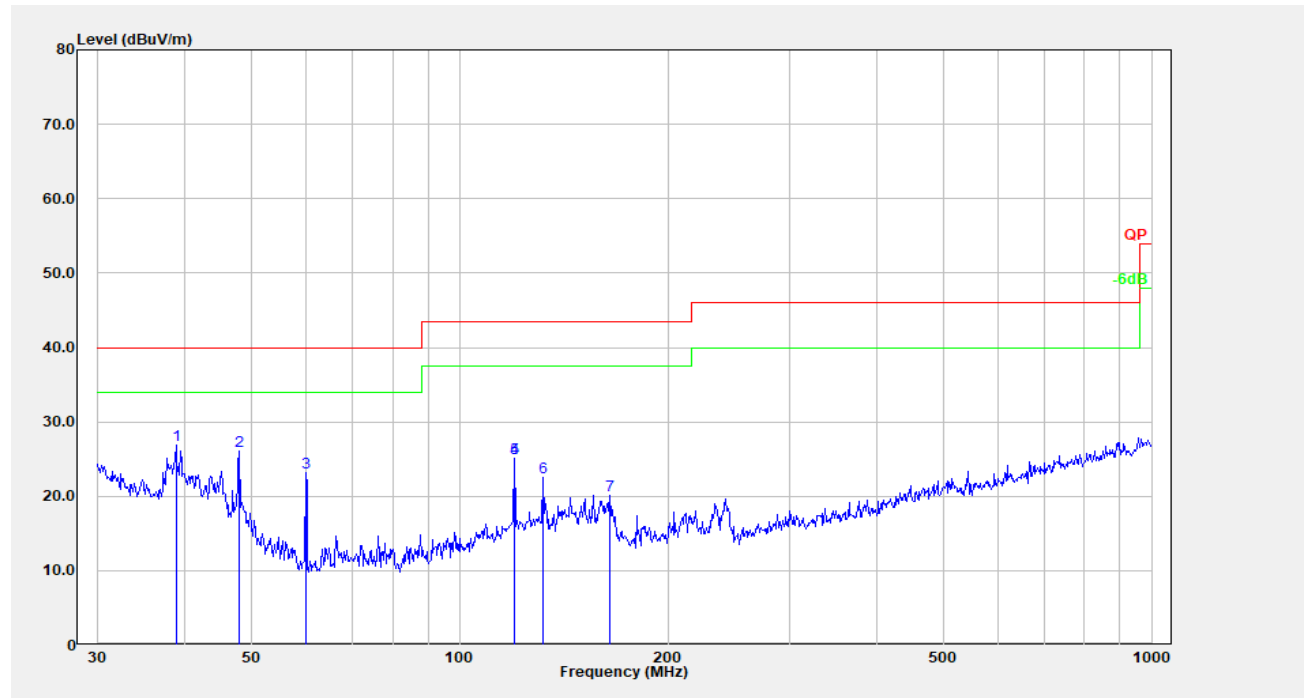
No.	Frequency (MHz)	Reading (dBμV)	Factor (dB/m)	Result (dBμV/m)	Limit (dBμV/m)	Margin (dB)	Detector
1	59.859	42.61	-17.64	24.98	40.00	15.02	Peak
2	119.856	39.49	-11.75	27.74	43.50	15.76	Peak
3	239.987	42.52	-13.17	29.35	46.00	16.65	Peak
4	250.301	45.11	-13.25	31.86	46.00	14.14	Peak
5	325.596	39.07	-10.58	28.49	46.00	17.51	Peak
6	375.939	37.65	-9.48	28.16	46.00	17.84	Peak

Vertical:



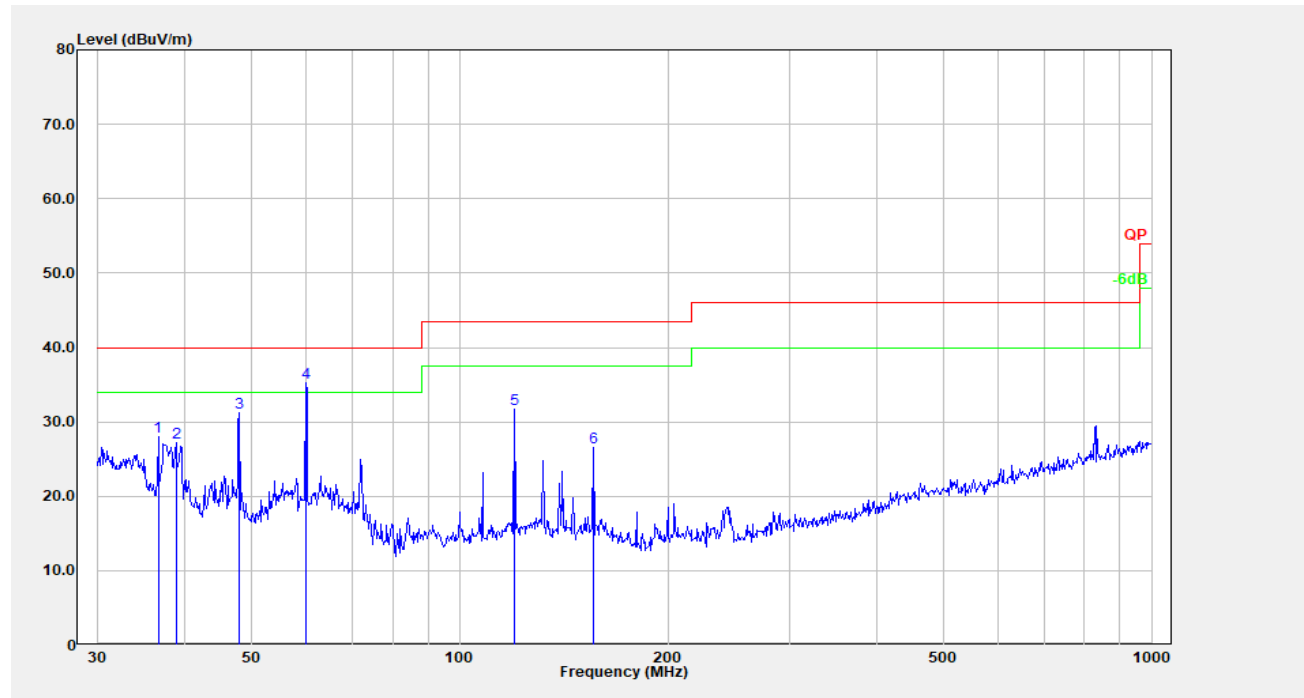
No.	Frequency (MHz)	Reading (dBμV)	Factor (dB/m)	Result (dBμV/m)	Limit (dBμV/m)	Margin (dB)	Detector
1	37.416	37.63	-9.49	28.14	40.00	11.86	Peak
2	38.888	39.98	-10.63	29.35	40.00	10.65	Peak
3	47.994	50.13	-16.24	33.90	40.00	6.10	Peak
4	59.859	53.31	-17.64	35.68	40.00	4.32	QP
5	119.856	48.66	-11.75	36.90	43.50	6.60	Peak
6	131.758	39.72	-11.64	28.08	43.50	15.42	Peak

**PCB Antenna:
Horizontal:**



No.	Frequency (MHz)	Reading (dB μ V)	Factor (dB/m)	Result (dB μ V/m)	Limit (dB μ V/m)	Margin (dB)	Detector
1	38.888	37.45	-10.63	26.82	40.00	13.18	Peak
2	47.994	42.39	-16.24	26.15	40.00	13.85	Peak
3	59.859	40.76	-17.64	23.12	40.00	16.88	Peak
4	119.856	36.87	-11.75	25.12	43.50	18.38	Peak
5	119.856	36.87	-11.75	25.12	43.50	18.38	Peak
6	131.758	34.23	-11.64	22.60	43.50	20.90	Peak

Vertical:



No.	Frequency (MHz)	Reading (dBμV)	Factor (dB/m)	Result (dBμV/m)	Limit (dBμV/m)	Margin (dB)	Detector
1	36.637	36.94	-8.91	28.03	40.00	11.97	Peak
2	38.888	37.90	-10.63	27.27	40.00	12.73	Peak
3	47.994	47.38	-16.24	31.15	40.00	8.85	Peak
4	59.859	52.85	-17.64	35.22	40.00	4.78	QP
5	119.856	43.49	-11.75	31.73	43.50	11.77	Peak
6	155.910	38.87	-12.32	26.54	43.50	16.96	Peak

2) 1-40GHz:
FPC Antenna:
5150-5250MHz:
802.11a, Chain 0:

Frequency (MHz)	Receiver		Polar (H/V)	Factor (dB/m)	Result (dB μ V/m)	Limit (dB μ V/m)	Margin (dB)
	Reading (dB μ V)	Detector					
Low Channel: 5180MHz							
5180.00	61.05	PK	H	38.68	93.71	N/A	N/A
5180.00	51.62	AV	H	38.68	84.28	N/A	N/A
5180.00	70.35	PK	V	38.68	103.01	N/A	N/A
5180.00	60.25	AV	V	38.68	92.91	N/A	N/A
5150.00	29.85	PK	V	38.64	62.47	74.00	11.53
5150.00	16.96	AV	V	38.64	49.58	54.00	4.42
10360.00	33.62	PK	V	19.18	46.78	68.20	21.42
15540.00	33.58	PK	V	22.44	50.00	74.00	24.00
15540.00	21.51	AV	V	22.44	37.93	54.00	16.07
Middle Channel: 5200 MHz							
5200.00	62.98	PK	H	38.70	95.66	N/A	N/A
5200.00	53.21	AV	H	38.70	85.89	N/A	N/A
5200.00	71.59	PK	V	38.70	104.27	N/A	N/A
5200.00	61.44	AV	V	38.70	94.12	N/A	N/A
10400.00	33.46	PK	V	19.16	46.60	68.20	21.60
15600.00	35.62	PK	V	22.41	52.01	74.00	21.99
15600.00	23.63	AV	V	22.41	40.02	54.00	13.98
High Channel: 5240 MHz							
5240.00	63.99	PK	H	38.85	96.82	N/A	N/A
5240.00	54.54	AV	H	38.85	87.37	N/A	N/A
5240.00	70.81	PK	V	38.85	103.64	N/A	N/A
5240.00	61.36	AV	V	38.85	94.19	N/A	N/A
5350.00	29.31	PK	V	39.03	62.32	74.00	11.68
5350.00	16.61	AV	V	39.03	49.62	54.00	4.38
10480.00	33.58	PK	V	18.86	46.42	68.20	21.78
15720.00	38.65	PK	V	22.28	54.91	74.00	19.09
15720.00	26.95	AV	V	22.28	43.21	54.00	10.79

Chain 1:

Frequency (MHz)	Receiver		Polar (H/V)	Factor (dB/m)	Result (dB μ V/m)	Limit (dB μ V/m)	Margin (dB)
	Reading (dB μ V)	Detector					
Low Channel: 5180MHz							
5180.00	68.45	PK	H	38.68	101.11	N/A	N/A
5180.00	58.26	AV	H	38.68	90.92	N/A	N/A
5180.00	71.72	PK	V	38.68	104.38	N/A	N/A
5180.00	61.66	AV	V	38.68	94.32	N/A	N/A
5150.00	31.62	PK	V	38.64	64.24	74.00	9.76
5150.00	17.68	AV	V	38.64	50.30	54.00	3.70
10360.00	33.95	PK	V	19.18	47.11	68.20	21.09
15540.00	34.58	PK	V	22.44	51.00	74.00	23.00
15540.00	22.51	AV	V	22.44	38.93	54.00	15.07
Middle Channel: 5200 MHz							
5200.00	69.82	PK	H	38.70	102.50	N/A	N/A
5200.00	59.48	AV	H	38.70	92.16	N/A	N/A
5200.00	72.43	PK	V	38.70	105.11	N/A	N/A
5200.00	61.96	AV	V	38.70	94.64	N/A	N/A
10400.00	33.36	PK	V	19.16	46.50	68.20	21.70
15600.00	37.65	PK	V	22.41	54.04	74.00	19.96
15600.00	25.44	AV	V	22.41	41.83	54.00	12.17
High Channel: 5240 MHz							
5240.00	68.26	PK	H	38.85	101.09	N/A	N/A
5240.00	58.45	AV	H	38.85	91.28	N/A	N/A
5240.00	71.82	PK	V	38.85	104.65	N/A	N/A
5240.00	61.76	AV	V	38.85	94.59	N/A	N/A
5350.00	29.65	PK	V	39.03	62.66	74.00	11.34
5350.00	16.38	AV	V	39.03	49.39	54.00	4.61
10480.00	33.48	PK	V	18.86	46.32	68.20	21.88
15720.00	36.06	PK	V	22.28	52.32	74.00	21.68
15720.00	24.39	AV	V	22.28	40.65	54.00	13.35
6985.00	37.96	PK	V	13.86	45.80	68.20	22.40

802.11n ht20(MIMO mode was the worst)

Frequency (MHz)	Receiver		Polar (H/V)	Factor (dB/m)	Result (dB μ V/m)	Limit (dB μ V/m)	Margin (dB)
	Reading (dB μ V)	Detector					
Low Channel: 5180MHz							
5180.00	69.84	PK	H	38.68	102.50	N/A	N/A
5180.00	57.82	AV	H	38.68	90.48	N/A	N/A
5180.00	76.51	PK	V	38.68	109.17	N/A	N/A
5180.00	63.84	AV	V	38.68	96.50	N/A	N/A
5150.00	31.62	PK	V	38.64	64.24	74.00	9.76
5150.00	18.17	AV	V	38.64	50.79	54.00	3.21
10360.00	34.16	PK	V	19.18	47.32	68.20	20.88
15540.00	34.74	PK	V	22.44	51.16	74.00	22.84
15540.00	22.63	AV	V	22.44	39.05	54.00	14.95
Middle Channel: 5200 MHz							
5200.00	69.53	PK	H	38.70	102.21	N/A	N/A
5200.00	56.84	AV	H	38.70	89.52	N/A	N/A
5200.00	76.24	PK	V	38.70	108.92	N/A	N/A
5200.00	64.18	AV	V	38.70	96.86	N/A	N/A
10400.00	35.62	PK	V	19.16	48.76	68.20	19.44
15600.00	34.69	PK	V	22.41	51.08	74.00	22.92
15600.00	22.63	AV	V	22.41	39.02	54.00	14.98
High Channel: 5240 MHz							
5240.00	70.37	PK	H	38.85	103.20	N/A	N/A
5240.00	59.98	AV	H	38.85	92.81	N/A	N/A
5240.00	75.49	PK	V	38.85	108.32	N/A	N/A
5240.00	63.57	AV	V	38.85	96.40	N/A	N/A
5350.00	29.45	PK	V	39.03	62.46	74.00	11.54
5350.00	16.37	AV	V	39.03	49.38	54.00	4.62
10480.00	32.62	PK	V	18.86	45.46	68.20	22.74
15720.00	35.77	PK	V	22.28	52.03	74.00	21.97
15720.00	23.51	AV	V	22.28	39.77	54.00	14.23

802.11ac vht20 (MIMO mode was the worst):

Frequency (MHz)	Receiver		Polar (H/V)	Factor (dB/m)	Result (dB μ V/m)	Limit (dB μ V/m)	Margin (dB)
	Reading (dB μ V)	Detector					
Low Channel: 5180MHz							
5180.00	68.81	PK	H	38.68	101.47	N/A	N/A
5180.00	56.64	AV	H	38.68	89.30	N/A	N/A
5180.00	74.12	PK	V	38.68	106.78	N/A	N/A
5180.00	61.85	AV	V	38.68	94.51	N/A	N/A
5150.00	30.31	PK	V	38.64	62.93	74.00	11.07
5150.00	17.42	AV	V	38.64	50.04	54.00	3.96
10360.00	33.69	PK	V	19.18	46.85	68.20	21.35
15540.00	35.48	PK	V	22.44	51.90	74.00	22.10
15540.00	23.85	AV	V	22.44	40.27	54.00	13.73
Middle Channel: 5200 MHz							
5200.00	68.53	PK	H	38.70	101.21	N/A	N/A
5200.00	56.49	AV	H	38.70	89.17	N/A	N/A
5200.00	75.73	PK	V	38.70	108.41	N/A	N/A
5200.00	63.32	AV	V	38.70	96.00	N/A	N/A
10400.00	32.53	PK	V	19.16	45.67	68.20	22.53
15600.00	34.92	PK	V	22.41	51.31	74.00	22.69
15600.00	22.36	AV	V	22.41	38.75	54.00	15.25
High Channel: 5240 MHz							
5240.00	69.34	PK	H	38.85	102.17	N/A	N/A
5240.00	58.10	AV	H	38.85	90.93	N/A	N/A
5240.00	75.21	PK	V	38.85	108.04	N/A	N/A
5240.00	63.06	AV	V	38.85	95.89	N/A	N/A
5350.00	29.48	PK	V	39.03	62.49	74.00	11.51
5350.00	16.84	AV	V	39.03	49.85	54.00	4.15
10480.00	33.45	PK	V	18.86	46.29	68.20	21.91
15720.00	35.83	PK	V	22.28	52.09	74.00	21.91
15720.00	23.64	AV	V	22.28	39.90	54.00	14.10

802.11n ht40 (MIMO mode was the worst):

Frequency (MHz)	Receiver		Polar (H/V)	Factor (dB/m)	Result (dB μ V/m)	Limit (dB μ V/m)	Margin (dB)
	Reading (dB μ V)	Detector					
Low Channel: 5190MHz							
5190.00	69.27	PK	H	38.69	101.94	N/A	N/A
5190.00	56.60	AV	H	38.69	89.27	N/A	N/A
5190.00	73.20	PK	V	38.69	105.87	N/A	N/A
5190.00	61.36	AV	V	38.69	94.03	N/A	N/A
5150.00	31.98	PK	V	38.64	64.60	74.00	9.40
5150.00	18.54	AV	V	38.64	51.16	54.00	2.84
10380.00	33.24	PK	V	19.17	46.39	68.20	21.81
15570.00	33.29	PK	V	22.43	49.70	74.00	24.30
15570.00	21.04	AV	V	22.43	37.45	54.00	16.55
High Channel: 5230 MHz							
5230.00	69.42	PK	H	38.81	102.21	N/A	N/A
5230.00	57.04	AV	H	38.81	89.83	N/A	N/A
5230.00	72.98	PK	V	38.81	105.77	N/A	N/A
5230.00	60.18	AV	V	38.81	92.97	N/A	N/A
5350.00	29.41	PK	V	39.03	62.42	74.00	11.58
5350.00	16.02	AV	V	39.03	49.03	54.00	4.97
10460.00	33.54	PK	V	18.94	46.46	68.20	21.74
15690.00	33.74	PK	V	22.29	50.01	74.00	23.99
15690.00	21.69	AV	V	22.29	37.96	54.00	16.04

802.11ac vht40 (MIMO mode was the worst):

Frequency (MHz)	Receiver		Polar (H/V)	Factor (dB/m)	Result (dB μ V/m)	Limit (dB μ V/m)	Margin (dB)
	Reading (dB μ V)	Detector					
Low Channel: 5190MHz							
5190.00	65.78	PK	H	38.69	98.45	N/A	N/A
5190.00	55.54	AV	H	38.69	88.21	N/A	N/A
5190.00	73.47	PK	V	38.69	106.14	N/A	N/A
5190.00	62.84	AV	V	38.69	95.51	N/A	N/A
5150.00	33.57	PK	V	38.64	66.19	74.00	7.81
5150.00	19.24	AV	V	38.64	51.86	54.00	2.14
10380.00	33.90	PK	V	19.17	47.05	68.20	21.15
15570.00	35.03	PK	V	22.43	51.44	74.00	22.56
15570.00	22.41	AV	V	22.43	38.82	54.00	15.18
High Channel: 5230 MHz							
5230.00	67.11	PK	H	38.81	99.90	N/A	N/A
5230.00	56.09	AV	H	38.81	88.88	N/A	N/A
5230.00	73.42	PK	V	38.81	106.21	N/A	N/A
5230.00	62.49	AV	V	38.81	95.28	N/A	N/A
5350.00	30.06	PK	V	39.03	63.07	74.00	10.93
5350.00	16.57	AV	V	39.03	49.58	54.00	4.42
10460.00	34.52	PK	V	18.94	47.44	68.20	20.76
15690.00	37.67	PK	V	22.29	53.94	74.00	20.06
15690.00	25.40	AV	V	22.29	41.67	54.00	12.33

802.11ac vht80(MIMO mode was the worst):

Frequency (MHz)	Receiver		Polar (H/V)	Factor (dB/m)	Result (dB μ V/m)	Limit (dB μ V/m)	Margin (dB)
	Reading (dB μ V)	Detector					
Middle Channel: 5210 MHz							
5210.00	61.54	PK	H	38.74	94.26	N/A	N/A
5210.00	49.60	AV	H	38.74	82.32	N/A	N/A
5210.00	69.46	PK	V	38.74	102.18	N/A	N/A
5210.00	57.11	AV	V	38.74	89.83	N/A	N/A
5150.00	34.61	PK	V	38.64	67.23	74.00	6.77
5150.00	19.98	AV	V	38.64	52.60	54.00	1.40
5350.00	29.87	PK	V	39.03	62.88	74.00	11.12
5350.00	16.70	AV	V	39.03	49.71	54.00	4.29
10420.00	34.51	PK	V	19.09	47.58	68.20	20.62
15630.00	35.64	PK	V	22.37	51.99	74.00	22.01
15630.00	23.01	AV	V	22.37	39.36	54.00	14.64

**5250-5350MHz:
802.11a, Chain 0:**

Frequency (MHz)	Receiver		Polar (H/V)	Factor (dB/m)	Result (dB μ V/m)	Limit (dB μ V/m)	Margin (dB)
	Reading (dB μ V)	Detector					
Low Channel: 5260 MHz							
5260.00	60.05	PK	H	38.90	92.93	N/A	N/A
5260.00	49.95	AV	H	38.90	82.83	N/A	N/A
5260.00	73.07	PK	V	38.90	105.95	N/A	N/A
5260.00	63.71	AV	V	38.90	96.59	N/A	N/A
5150.00	29.58	PK	V	38.64	62.20	74.00	11.80
5150.00	16.85	AV	V	38.64	49.47	54.00	4.53
10520.00	34.07	PK	V	18.93	46.98	68.20	21.22
15780.00	36.50	PK	V	22.26	52.74	74.00	21.26
15780.00	23.96	AV	V	22.26	40.20	54.00	13.80
7013.00	43.00	PK	V	13.72	50.70	68.20	17.50
Middle Channel: 5280 MHz							
5280.00	60.74	PK	H	38.91	93.63	N/A	N/A
5280.00	50.39	AV	H	38.91	83.28	N/A	N/A
5280.00	73.93	PK	V	38.91	106.82	N/A	N/A
5280.00	63.64	AV	V	38.91	96.53	N/A	N/A
10560.00	33.79	PK	V	19.20	46.97	68.20	21.23
15840.00	35.19	PK	V	22.34	51.51	74.00	22.49
15840.00	22.63	AV	V	22.34	38.95	54.00	15.05
7040.00	43.42	PK	V	13.61	51.01	68.20	17.19
High Channel: 5320 MHz							
5320.00	60.94	PK	H	38.97	93.89	N/A	N/A
5320.00	51.06	AV	H	38.97	84.01	N/A	N/A
5320.00	74.41	PK	V	38.97	107.36	N/A	N/A
5320.00	64.07	AV	V	38.97	97.02	N/A	N/A
5350.00	29.84	PK	V	39.03	62.85	74.00	11.15
5350.00	17.07	AV	V	39.03	50.08	54.00	3.92
10640.00	33.98	PK	V	19.50	47.46	74.00	26.54
10640.00	21.52	AV	V	19.50	35.00	54.00	19.00
15960.00	36.94	PK	V	22.22	53.14	74.00	20.86
15960.00	24.37	AV	V	22.22	40.57	54.00	13.43
7094.00	42.94	PK	V	13.77	50.69	68.20	17.51

802.11a, Chain 1:

Frequency (MHz)	Receiver		Polar (H/V)	Factor (dB/m)	Result (dB μ V/m)	Limit (dB μ V/m)	Margin (dB)
	Reading (dB μ V)	Detector					
Low Channel: 5260MHz							
5260.00	69.75	PK	H	38.90	102.63	N/A	N/A
5260.00	59.65	AV	H	38.90	92.53	N/A	N/A
5260.00	72.55	PK	V	38.90	105.43	N/A	N/A
5260.00	62.30	AV	V	38.90	95.18	N/A	N/A
5150.00	29.39	PK	V	38.64	62.01	74.00	11.99
5150.00	16.86	AV	V	38.64	49.48	54.00	4.52
10520.00	33.01	PK	V	18.93	45.92	68.20	22.28
15780.00	36.87	PK	V	22.26	53.11	74.00	20.89
15780.00	24.31	AV	V	22.26	40.55	54.00	13.45
Middle Channel: 5280 MHz							
5280.00	69.95	PK	H	38.91	102.84	N/A	N/A
5280.00	59.65	AV	H	38.91	92.54	N/A	N/A
5280.00	72.68	PK	V	38.91	105.57	N/A	N/A
5280.00	63.11	AV	V	38.91	96.00	N/A	N/A
10560.00	34.08	PK	V	19.20	47.26	68.20	20.94
15840.00	36.05	PK	V	22.34	52.37	74.00	21.63
15840.00	23.52	AV	V	22.34	39.84	54.00	14.16
High Channel: 5320 MHz							
5320.00	70.31	PK	H	38.97	103.26	N/A	N/A
5320.00	60.43	AV	H	38.97	93.38	N/A	N/A
5320.00	73.49	PK	V	38.97	106.44	N/A	N/A
5320.00	63.18	AV	V	38.97	96.13	N/A	N/A
5350.00	30.03	PK	V	39.03	63.04	74.00	10.96
5350.00	17.34	AV	V	39.03	50.35	54.00	3.65
10640.00	34.95	PK	V	19.50	48.43	74.00	25.57
10640.00	22.46	AV	V	19.50	35.94	54.00	18.06
15960.00	36.55	PK	V	22.22	52.75	74.00	21.25
15960.00	24.07	AV	V	22.22	40.27	54.00	13.73

802.11n ht20 (MIMO mode was the worst):

Frequency (MHz)	Receiver		Polar (H/V)	Factor (dB/m)	Result (dB μ V/m)	Limit (dB μ V/m)	Margin (dB)
	Reading (dB μ V)	Detector					
Low Channel: 5260MHz							
5260.00	70.65	PK	H	38.90	103.53	N/A	N/A
5260.00	60.74	AV	H	38.90	93.62	N/A	N/A
5260.00	78.83	PK	V	38.90	111.71	N/A	N/A
5260.00	68.45	AV	V	38.90	101.33	N/A	N/A
5150.00	30.08	PK	V	38.64	62.70	74.00	11.30
5150.00	16.88	AV	V	38.64	49.50	54.00	4.50
10520.00	33.96	PK	V	18.93	46.87	68.20	21.33
15780.00	37.12	PK	V	22.26	53.36	74.00	20.64
15780.00	24.83	AV	V	22.26	41.07	54.00	12.93
7013.00	43.43	PK	V	13.72	51.13	68.20	17.07
Middle Channel: 5280 MHz							
5280.00	70.41	PK	H	38.91	103.30	N/A	N/A
5280.00	60.53	AV	H	38.91	93.42	N/A	N/A
5280.00	78.31	PK	V	38.91	111.20	N/A	N/A
5280.00	68.14	AV	V	38.91	101.03	N/A	N/A
10560.00	33.81	PK	V	19.20	46.99	68.20	21.21
15840.00	36.26	PK	V	22.34	52.58	74.00	21.42
15840.00	23.75	AV	V	22.34	40.07	54.00	13.93
7040.00	42.44	PK	V	13.61	50.03	68.20	18.17
High Channel: 5320 MHz							
5320.00	71.79	PK	H	38.97	104.74	N/A	N/A
5320.00	61.33	AV	H	38.97	94.28	N/A	N/A
5320.00	78.91	PK	V	38.97	111.86	N/A	N/A
5320.00	68.56	AV	V	38.97	101.51	N/A	N/A
5350.00	31.09	PK	V	39.03	64.10	74.00	9.90
5350.00	17.76	AV	V	39.03	50.77	54.00	3.23
10640.00	35.13	PK	V	19.50	48.61	74.00	25.39
10640.00	22.59	AV	V	19.50	36.07	54.00	17.93
15960.00	36.36	PK	V	22.22	52.56	74.00	21.44
15960.00	24.01	AV	V	22.22	40.21	54.00	13.79
7094.00	42.36	PK	V	13.77	50.11	68.20	18.09

802.11ac vht20 (MIMO mode was the worst):

Frequency (MHz)	Receiver		Polar (H/V)	Factor (dB/m)	Result (dB μ V/m)	Limit (dB μ V/m)	Margin (dB)
	Reading (dB μ V)	Detector					
Low Channel: 5260MHz							
5260.00	69.89	PK	H	38.90	102.77	N/A	N/A
5260.00	59.63	AV	H	38.90	92.51	N/A	N/A
5260.00	77.71	PK	V	38.90	110.59	N/A	N/A
5260.00	67.53	AV	V	38.90	100.41	N/A	N/A
5150.00	29.85	PK	V	38.64	62.47	74.00	11.53
5150.00	16.88	AV	V	38.64	49.50	54.00	4.50
10520.00	33.65	PK	V	18.93	46.56	68.20	21.64
15780.00	36.95	PK	V	22.26	53.19	74.00	20.81
15780.00	24.61	AV	V	22.26	40.85	54.00	13.15
7013.00	43.08	PK	V	13.72	50.78	68.20	17.42
Middle Channel: 5280 MHz							
5280.00	69.68	PK	H	38.91	102.57	N/A	N/A
5280.00	59.07	AV	H	38.91	91.96	N/A	N/A
5280.00	77.70	PK	V	38.91	110.59	N/A	N/A
5280.00	67.52	AV	V	38.91	100.41	N/A	N/A
10560.00	33.68	PK	V	19.20	46.86	68.20	21.34
15840.00	36.54	PK	V	22.34	52.86	74.00	21.14
15840.00	24.06	AV	V	22.34	40.38	54.00	13.62
7040.00	42.45	PK	V	13.61	50.04	68.20	18.16
High Channel: 5320 MHz							
5320.00	70.32	PK	H	38.97	103.27	N/A	N/A
5320.00	60.43	AV	H	38.97	93.38	N/A	N/A
5320.00	77.94	PK	V	38.97	110.89	N/A	N/A
5320.00	67.83	AV	V	38.97	100.78	N/A	N/A
5350.00	30.27	PK	V	39.03	63.28	74.00	10.72
5350.00	17.46	AV	V	39.03	50.47	54.00	3.53
10640.00	34.58	PK	V	19.50	48.06	74.00	25.94
10640.00	22.10	AV	V	19.50	35.58	54.00	18.42
15960.00	36.72	PK	V	22.22	52.92	74.00	21.08
15960.00	24.28	AV	V	22.22	40.48	54.00	13.52
7094.00	42.99	PK	V	13.77	50.74	68.20	17.46

802.11n ht40 (MIMO mode was the worst):

Frequency (MHz)	Receiver		Polar (H/V)	Factor (dB/m)	Result (dB μ V/m)	Limit (dB μ V/m)	Margin (dB)
	Reading (dB μ V)	Detector					
Low Channel: 5270MHz							
5270.00	68.44	PK	H	38.91	101.33	N/A	N/A
5270.00	57.90	AV	H	38.91	90.79	N/A	N/A
5270.00	75.71	PK	V	38.91	108.60	N/A	N/A
5270.00	65.24	AV	V	38.91	98.13	N/A	N/A
5150.00	30.56	PK	V	38.64	63.18	74.00	10.82
5150.00	16.91	AV	V	38.64	49.53	54.00	4.47
10540.00	33.65	PK	V	19.07	46.70	68.20	21.50
15810.00	38.08	PK	V	22.28	54.34	74.00	19.66
15810.00	25.49	AV	V	22.28	41.75	54.00	12.25
High Channel: 5310 MHz							
5310.00	68.87	PK	H	38.95	101.80	N/A	N/A
5310.00	58.09	AV	H	38.95	91.02	N/A	N/A
5310.00	76.01	PK	V	38.95	108.94	N/A	N/A
5310.00	65.67	AV	V	38.95	98.60	N/A	N/A
5350.00	32.67	PK	V	39.03	65.68	74.00	8.32
5350.00	18.67	AV	V	39.03	51.68	54.00	2.32
10620.00	33.61	PK	V	19.49	47.08	74.00	26.92
10620.00	21.14	AV	V	19.49	34.61	54.00	19.39
15930.00	36.25	PK	V	22.33	52.56	74.00	21.44
15930.00	23.80	AV	V	22.33	40.11	54.00	13.89

802.11ac vht40 (MIMO mode was the worst):

Frequency (MHz)	Receiver		Polar (H/V)	Factor (dB/m)	Result (dB μ V/m)	Limit (dB μ V/m)	Margin (dB)
	Reading (dB μ V)	Detector					
Low Channel: 5270MHz							
5270.00	66.39	PK	H	38.91	99.28	N/A	N/A
5270.00	56.56	AV	H	38.91	89.45	N/A	N/A
5270.00	73.47	PK	V	38.91	106.36	N/A	N/A
5270.00	63.11	AV	V	38.91	96.00	N/A	N/A
5150.00	29.63	PK	V	38.64	62.25	74.00	11.75
5150.00	16.88	AV	V	38.64	49.50	54.00	4.50
10540.00	33.99	PK	V	19.07	47.04	68.20	21.16
15810.00	37.70	PK	V	22.28	53.96	74.00	20.04
15810.00	25.23	AV	V	22.28	41.49	54.00	12.51
7025.00	43.08	PK	V	13.67	50.73	68.20	17.47
High Channel: 5310 MHz							
5310.00	65.84	PK	H	38.95	98.77	N/A	N/A
5310.00	55.86	AV	H	38.95	88.79	N/A	N/A
5310.00	72.51	PK	V	38.95	105.44	N/A	N/A
5310.00	62.05	AV	V	38.95	94.98	N/A	N/A
5350.00	31.12	PK	V	39.03	64.13	74.00	9.87
5350.00	17.98	AV	V	39.03	50.99	54.00	3.01
10620.00	33.77	PK	V	19.49	47.24	74.00	26.76
10620.00	21.29	AV	V	19.49	34.76	54.00	19.24
15930.00	37.15	PK	V	22.33	53.46	74.00	20.54
15930.00	24.67	AV	V	22.33	40.98	54.00	13.02
7079.00	42.32	PK	V	13.70	50.00	68.20	18.20

802.11ac vht80 (MIMO mode was the worst):

Frequency (MHz)	Receiver		Polar (H/V)	Factor (dB/m)	Result (dB μ V/m)	Limit (dB μ V/m)	Margin (dB)
	Reading (dB μ V)	Detector					
Low Channel: 5290MHz							
5290.00	62.71	PK	H	38.92	95.61	N/A	N/A
5290.00	51.25	AV	H	38.92	84.15	N/A	N/A
5290.00	70.66	PK	V	38.92	103.56	N/A	N/A
5290.00	59.39	AV	V	38.92	92.29	N/A	N/A
5150.00	29.52	PK	V	38.64	62.14	74.00	11.86
5150.00	16.90	AV	V	38.64	49.52	54.00	4.48
5350.00	30.24	PK	V	39.03	63.25	74.00	10.75
5350.00	17.22	AV	V	39.03	50.23	54.00	3.77
10580.00	34.62	PK	V	19.34	47.94	68.20	20.26
15870.00	35.26	PK	V	22.39	51.63	74.00	22.37
15870.00	23.97	AV	V	22.39	40.34	54.00	13.66
7054.00	41.85	PK	V	13.59	49.42	68.20	18.78

**5470-5725MHz:
802.11a, Chain 0:**

Frequency (MHz)	Receiver		Polar (H/V)	Factor (dB/m)	Result (dB μ V/m)	Limit (dB μ V/m)	Margin (dB)
	Reading (dB μ V)	Detector					
Low Channel: 5500MHz							
5500.00	60.34	PK	H	39.32	93.64	N/A	N/A
5500.00	50.48	AV	H	39.32	83.78	N/A	N/A
5500.00	72.81	PK	V	39.32	106.11	N/A	N/A
5500.00	63.16	AV	V	39.32	96.46	N/A	N/A
5470.00	28.97	PK	V	39.27	62.22	68.20	5.98
11000.00	32.64	PK	V	19.83	46.45	74.00	27.55
11000.00	22.36	AV	V	19.83	36.17	54.00	17.83
16500.00	35.79	PK	V	22.73	52.50	68.20	15.70
Middle Channel: 5580 MHz							
5580.00	59.60	PK	H	39.43	93.01	N/A	N/A
5580.00	49.61	AV	H	39.43	83.02	N/A	N/A
5580.00	71.92	PK	V	39.43	105.33	N/A	N/A
5580.00	61.61	AV	V	39.43	95.02	N/A	N/A
11160.00	33.56	PK	V	19.97	47.51	74.00	26.49
11160.00	22.38	AV	V	19.97	36.33	54.00	17.67
16740.00	33.89	PK	V	23.68	51.55	68.20	16.65
High Channel: 5700 MHz							
5700.00	60.69	PK	H	39.51	94.18	N/A	N/A
5700.00	50.54	AV	H	39.51	84.03	N/A	N/A
5700.00	71.51	PK	V	39.51	105.00	N/A	N/A
5700.00	61.20	AV	V	39.51	94.69	N/A	N/A
5725.00	30.25	PK	V	39.48	63.71	68.20	4.49
11400.00	32.95	PK	V	20.93	47.86	74.00	26.14
11400.00	21.28	AV	V	20.93	36.19	54.00	17.81
17100.00	32.69	PK	V	26.19	52.86	68.20	15.34

802.11a, Chain 1:

Frequency (MHz)	Receiver		Polar (H/V)	Factor (dB/m)	Result (dB μ V/m)	Limit (dB μ V/m)	Margin (dB)
	Reading (dB μ V)	Detector					
Low Channel: 5500MHz							
5500.00	70.98	PK	H	39.32	104.28	N/A	N/A
5500.00	60.76	AV	H	39.32	94.06	N/A	N/A
5500.00	72.45	PK	V	39.32	105.75	N/A	N/A
5500.00	62.28	AV	V	39.32	95.58	N/A	N/A
5470.00	30.75	PK	V	39.27	64.00	68.20	4.20
11000.00	33.48	PK	V	19.83	47.29	74.00	26.71
11000.00	21.94	AV	V	19.83	35.75	54.00	18.25
16500.00	34.52	PK	V	22.73	51.23	68.20	16.97
Middle Channel: 5580 MHz							
5580.00	71.89	PK	H	39.43	105.30	N/A	N/A
5580.00	61.65	AV	H	39.43	95.06	N/A	N/A
5580.00	71.94	PK	V	39.43	105.35	N/A	N/A
5580.00	61.95	AV	V	39.43	95.36	N/A	N/A
11160.00	33.36	PK	V	19.97	47.31	74.00	26.69
11160.00	21.39	AV	V	19.97	35.34	54.00	18.66
16740.00	34.01	PK	V	23.68	51.67	68.20	16.53
High Channel: 5700 MHz							
5700.00	71.50	PK	H	39.51	104.99	N/A	N/A
5700.00	61.74	AV	H	39.51	95.23	N/A	N/A
5700.00	72.62	PK	V	39.51	106.11	N/A	N/A
5700.00	62.59	AV	V	39.51	96.08	N/A	N/A
5725.00	31.58	PK	V	39.48	65.04	68.2	3.16
11400.00	33.65	PK	V	20.93	48.56	74.00	25.44
11400.00	21.43	AV	V	20.93	36.34	54.00	17.66
17100.00	33.48	PK	V	26.19	53.65	68.20	14.55

802.11n ht20 (MIMO mode was the worst):

Frequency (MHz)	Receiver		Polar (H/V)	Factor (dB/m)	Result (dB μ V/m)	Limit (dB μ V/m)	Margin (dB)
	Reading (dB μ V)	Detector					
Low Channel: 5500MHz							
5500.00	71.26	PK	H	39.32	104.56	N/A	N/A
5500.00	59.33	AV	H	39.32	92.63	N/A	N/A
5500.00	74.24	PK	V	39.32	107.54	N/A	N/A
5500.00	62.75	AV	V	39.32	96.05	N/A	N/A
5470.00	29.68	PK	V	39.27	62.93	68.20	5.27
11000.00	33.48	PK	V	19.83	47.29	74.00	26.71
11000.00	21.56	AV	V	19.83	35.37	54.00	18.63
16500.00	34.79	PK	V	22.73	51.50	68.20	16.70
Middle Channel: 5580 MHz							
5580.00	70.46	PK	H	39.43	103.87	N/A	N/A
5580.00	58.99	AV	H	39.43	92.40	N/A	N/A
5580.00	73.58	PK	V	39.43	106.99	N/A	N/A
5580.00	51.88	AV	V	39.43	85.29	N/A	N/A
11160.00	33.26	PK	V	19.97	47.21	74.00	26.79
11160.00	21.39	AV	V	19.97	35.34	54.00	18.66
16740.00	34.96	PK	V	23.68	52.62	68.20	15.58
High Channel: 5700 MHz							
5700.00	70.33	PK	H	39.51	103.82	N/A	N/A
5700.00	58.78	AV	H	39.51	92.27	N/A	N/A
5700.00	73.41	PK	V	39.51	106.90	N/A	N/A
5700.00	51.47	AV	V	39.51	84.96	N/A	N/A
5725.00	31.24	PK	V	39.48	64.70	68.20	3.50
11400.00	33.69	PK	V	20.93	48.60	74.00	25.40
11400.00	21.65	AV	V	20.93	36.56	54.00	17.44
17100.00	33.49	PK	V	26.19	53.66	68.20	14.54

802.11n ht40 (MIMO mode was the worst):

Frequency (MHz)	Receiver		Polar (H/V)	Factor (dB/m)	Result (dB μ V/m)	Limit (dB μ V/m)	Margin (dB)
	Reading (dB μ V)	Detector					
Low Channel: 5510MHz							
5510.00	66.40	PK	H	39.35	99.73	N/A	N/A
5510.00	55.56	AV	H	39.35	88.89	N/A	N/A
5510.00	70.31	PK	V	39.35	103.64	N/A	N/A
5510.00	59.37	AV	V	39.35	92.70	N/A	N/A
5470.00	30.80	PK	V	39.27	64.05	68.20	4.15
11020.00	33.07	PK	V	19.85	46.90	74.00	27.10
11020.00	20.89	AV	V	19.85	34.72	54.00	19.28
16530.00	33.76	PK	V	23.02	50.76	68.20	17.44
Middle Channel: 5550 MHz							
5550.00	69.02	PK	H	39.46	102.46	N/A	N/A
5550.00	58.04	AV	H	39.46	91.48	N/A	N/A
5550.00	73.09	PK	V	39.46	106.53	N/A	N/A
5550.00	62.25	AV	V	39.46	95.69	N/A	N/A
11100.00	32.38	PK	V	19.95	46.31	74.00	27.69
11100.00	20.16	AV	V	19.95	34.09	54.00	19.91
16650.00	34.05	PK	V	23.65	51.68	68.20	16.52
High Channel: 5670 MHz							
5670.00	69.01	PK	H	39.50	102.49	N/A	N/A
5670.00	57.99	AV	H	39.50	91.47	N/A	N/A
5670.00	73.80	PK	V	39.50	107.28	N/A	N/A
5670.00	63.38	AV	V	39.50	96.86	N/A	N/A
5725.00	30.48	PK	V	39.48	63.94	68.20	4.26
11340.00	34.29	PK	V	20.77	49.04	74.00	24.96
11340.00	22.07	AV	V	20.77	36.82	54.00	17.18
17010.00	34.51	PK	V	25.56	54.05	68.20	14.15

802.11ac vht20 (MIMO mode was the worst):

Frequency (MHz)	Receiver		Polar (H/V)	Factor (dB/m)	Result (dB μ V/m)	Limit (dB μ V/m)	Margin (dB)
	Reading (dB μ V)	Detector					
Low Channel: 5500MHz							
5500.00	69.33	PK	H	39.32	102.63	N/A	N/A
5500.00	58.84	AV	H	39.32	92.14	N/A	N/A
5500.00	75.67	PK	V	39.32	108.97	N/A	N/A
5500.00	65.53	AV	V	39.32	98.83	N/A	N/A
5470.00	29.57	PK	V	39.27	62.82	68.20	5.38
11000.00	32.83	PK	V	19.83	46.64	74.00	27.36
11000.00	20.46	AV	V	19.83	34.27	54.00	19.73
16500.00	33.79	PK	V	22.73	50.50	68.20	17.70
Middle Channel: 5580 MHz							
5580.00	70.10	PK	H	39.43	103.51	N/A	N/A
5580.00	59.81	AV	H	39.43	93.22	N/A	N/A
5580.00	76.08	PK	V	39.43	109.49	N/A	N/A
5580.00	66.02	AV	V	39.43	99.43	N/A	N/A
11160.00	33.68	PK	V	19.97	47.63	74.00	26.37
11160.00	21.37	AV	V	19.97	35.32	54.00	18.68
16740.00	33.81	PK	V	23.68	51.47	68.20	16.73
High Channel: 5700 MHz							
5700.00	69.52	PK	H	39.51	103.01	N/A	N/A
5700.00	59.51	AV	H	39.51	93.00	N/A	N/A
5700.00	74.88	PK	V	39.51	108.37	N/A	N/A
5700.00	64.68	AV	V	39.51	98.17	N/A	N/A
5725.00	30.03	PK	V	39.48	63.49	68.20	4.71
11400.00	34.16	PK	V	20.93	49.07	74.00	24.93
11400.00	21.70	AV	V	20.93	36.61	54.00	17.39
17100.00	34.08	PK	V	26.19	54.25	68.20	13.95

802.11ac vht40 (MIMO mode was the worst):

Frequency (MHz)	Receiver		Polar (H/V)	Factor (dB/m)	Result (dB μ V/m)	Limit (dB μ V/m)	Margin (dB)
	Reading (dB μ V)	Detector					
Low Channel: 5510MHz							
5510.00	65.84	PK	H	39.35	99.17	N/A	N/A
5510.00	54.92	AV	H	39.35	88.25	N/A	N/A
5510.00	73.35	PK	V	39.35	106.68	N/A	N/A
5510.00	62.70	AV	V	39.35	96.03	N/A	N/A
5470.00	31.33	PK	V	39.27	64.58	68.20	3.62
11020.00	33.26	PK	V	19.85	47.09	74.00	26.91
11020.00	21.10	AV	V	19.85	34.93	54.00	19.07
16530.00	34.21	PK	V	23.02	51.21	68.20	16.99
Middle Channel: 5550 MHz							
5550.00	66.34	PK	H	39.46	99.78	N/A	N/A
5550.00	55.42	AV	H	39.46	88.86	N/A	N/A
5550.00	72.87	PK	V	39.46	106.31	N/A	N/A
5550.00	62.04	AV	V	39.46	95.48	N/A	N/A
11100.00	33.37	PK	V	19.95	47.30	74.00	26.70
11100.00	20.96	AV	V	19.95	34.89	54.00	19.11
16650.00	33.58	PK	V	23.65	51.21	68.20	16.99
High Channel: 5670 MHz							
5670.00	66.68	PK	H	39.50	100.16	N/A	N/A
5670.00	55.52	AV	H	39.50	89.00	N/A	N/A
5670.00	72.62	PK	V	39.50	106.10	N/A	N/A
5670.00	62.11	AV	V	39.50	95.59	N/A	N/A
5725.00	30.04	PK	V	39.48	63.50	68.20	4.70
11340.00	34.15	PK	V	20.77	48.90	74.00	25.10
11340.00	21.73	AV	V	20.77	36.48	54.00	17.52
17010.00	34.39	PK	V	25.56	53.93	68.20	14.27

802.11ac vht80 (MIMO mode was the worst):

Frequency (MHz)	Receiver		Polar (H/V)	Factor (dB/m)	Result (dB μ V/m)	Limit (dB μ V/m)	Margin (dB)
	Reading (dB μ V)	Detector					
Low Channel: 5530MHz							
5530.00	63.04	PK	H	39.40	96.42	N/A	N/A
5530.00	51.94	AV	H	39.40	85.32	N/A	N/A
5530.00	69.12	PK	V	39.40	102.50	N/A	N/A
5530.00	57.50	AV	V	39.40	90.88	N/A	N/A
5470.00	31.74	PK	V	39.27	64.99	68.20	3.21
11060.00	33.47	PK	V	19.90	47.35	74.00	26.65
11060.00	21.19	AV	V	19.90	35.07	54.00	18.93
16590.00	34.30	PK	V	23.59	51.87	68.20	16.33
High Channel: 5610 MHz							
5610.00	63.18	PK	H	39.43	96.59	N/A	N/A
5610.00	51.86	AV	H	39.43	85.27	N/A	N/A
5610.00	68.54	PK	V	39.43	101.95	N/A	N/A
5610.00	57.03	AV	V	39.43	90.44	N/A	N/A
5725.00	30.32	PK	V	39.48	63.78	68.20	4.42
11220.00	32.65	PK	V	20.13	46.76	74.00	27.24
11220.00	20.41	AV	V	20.13	34.52	54.00	19.48
16830.00	34.26	PK	V	24.13	52.37	68.20	15.83

**5725-5850MHz:
802.11a, Chain 0:**

Frequency (MHz)	Receiver		Polar (H/V)	Factor (dB/m)	Result (dB μ V/m)	Limit (dB μ V/m)	Margin (dB)
	Reading (dB μ V)	Detector					
Low Channel: 5745MHz							
5745.00	63.74	PK	H	39.46	97.18	N/A	N/A
5745.00	54.32	AV	H	39.46	87.76	N/A	N/A
5745.00	71.41	PK	V	39.46	104.85	N/A	N/A
5745.00	61.23	AV	V	39.46	94.67	N/A	N/A
5725.00	31.19	PK	V	39.48	64.65	122.20	57.55
5720.00	28.97	PK	V	39.49	62.44	110.80	48.36
5700.00	28.36	PK	V	39.51	61.85	105.20	43.35
5650.00	28.21	PK	V	39.49	61.68	68.20	6.52
11490.00	33.82	PK	V	20.67	48.47	74.00	25.53
11490.00	21.69	AV	V	20.67	36.34	54.00	17.66
17235.00	34.87	PK	V	26.76	55.61	68.20	12.59
Middle Channel: 5785 MHz							
5785.00	63.83	PK	H	39.44	97.25	N/A	N/A
5785.00	54.56	AV	H	39.44	87.98	N/A	N/A
5785.00	73.29	PK	V	39.44	106.71	N/A	N/A
5785.00	63.34	AV	V	39.44	96.76	N/A	N/A
11570.00	32.64	PK	V	20.83	47.45	74.00	26.55
11570.00	21.58	AV	V	20.83	36.39	54.00	17.61
17355.00	34.97	PK	V	27.74	56.69	68.20	11.51
High Channel: 5825 MHz							
5825.00	62.74	PK	H	39.46	96.18	N/A	N/A
5825.00	53.96	AV	H	39.46	87.40	N/A	N/A
5825.00	72.25	PK	V	39.46	105.69	N/A	N/A
5825.00	62.58	AV	V	39.46	96.02	N/A	N/A
5850.00	31.79	PK	V	39.49	65.26	122.20	56.94
5855.00	30.23	PK	V	39.51	63.72	110.80	47.08
5875.00	30.12	PK	V	39.60	63.70	105.20	41.50
5925.00	29.68	PK	V	39.68	63.34	68.20	4.86
11650.00	35.69	PK	V	21.07	50.74	74.00	23.26
11650.00	23.94	AV	V	21.07	38.99	54.00	15.01
17475.00	33.76	PK	V	28.61	56.35	68.20	11.85

802.11a, Chain 1:

Frequency (MHz)	Receiver		Polar (H/V)	Factor (dB/m)	Result (dBµV/m)	Limit (dBµV/m)	Margin (dB)
	Reading (dBµV)	Detector					
Low Channel: 5745MHz							
5745.00	68.79	PK	H	39.46	102.23	N/A	N/A
5745.00	56.97	AV	H	39.46	90.41	N/A	N/A
5745.00	70.66	PK	V	39.46	104.10	N/A	N/A
5745.00	61.38	AV	V	39.46	94.82	N/A	N/A
5725.00	30.95	PK	V	39.48	64.41	122.20	57.79
5720.00	29.54	PK	V	39.49	63.01	110.80	47.79
5700.00	28.74	PK	V	39.51	62.23	105.20	42.97
5650.00	28.37	PK	V	39.49	61.84	68.20	6.36
11490.00	33.45	PK	V	20.67	48.10	74.00	25.90
11490.00	21.74	AV	V	20.67	36.39	54.00	17.61
17235.00	34.62	PK	V	26.76	55.36	68.20	12.84
Middle Channel: 5785 MHz							
5785.00	68.45	PK	H	39.44	101.87	N/A	N/A
5785.00	55.87	AV	H	39.44	89.29	N/A	N/A
5785.00	70.56	PK	V	39.44	103.98	N/A	N/A
5785.00	61.19	AV	V	39.44	94.61	N/A	N/A
11570.00	33.62	PK	V	20.83	48.43	74.00	25.57
11570.00	21.47	AV	V	20.83	36.28	54.00	17.72
17355.00	34.19	PK	V	27.74	55.91	68.20	12.29
High Channel: 5825 MHz							
5825.00	68.69	PK	H	39.46	102.13	N/A	N/A
5825.00	56.94	AV	H	39.46	90.38	N/A	N/A
5825.00	70.25	PK	V	39.46	103.69	N/A	N/A
5825.00	60.39	AV	V	39.46	93.83	N/A	N/A
5850.00	30.57	PK	V	39.49	64.04	122.20	58.16
5855.00	29.97	PK	V	39.51	63.46	110.80	47.34
5875.00	29.75	PK	V	39.60	63.33	105.20	41.87
5925.00	28.47	PK	V	39.68	62.13	68.20	6.07
11650.00	34.62	PK	V	21.07	49.67	74.00	24.33
11650.00	22.58	AV	V	21.07	37.63	54.00	16.37
17475.00	34.18	PK	V	28.61	56.77	68.20	11.43

802.11n ht20 (MIMO mode was the worst):

Frequency (MHz)	Receiver		Polar (H/V)	Factor (dB/m)	Result (dB μ V/m)	Limit (dB μ V/m)	Margin (dB)
	Reading (dB μ V)	Detector					
Low Channel: 5745MHz							
5745.00	71.36	PK	H	39.46	104.80	N/A	N/A
5745.00	59.62	AV	H	39.46	93.06	N/A	N/A
5745.00	75.46	PK	V	39.46	108.90	N/A	N/A
5745.00	64.02	AV	V	39.46	97.46	N/A	N/A
5725.00	35.62	PK	V	39.48	69.08	122.20	53.12
5720.00	30.96	PK	V	39.49	64.43	110.80	46.37
5700.00	28.89	PK	V	39.51	62.38	105.20	42.82
5650.00	28.82	PK	V	39.49	62.29	68.20	5.91
11490.00	33.39	PK	V	20.67	48.04	74.00	25.96
11490.00	21.69	AV	V	20.67	36.34	54.00	17.66
17235.00	33.45	PK	V	26.76	54.19	68.20	14.01
Middle Channel: 5785 MHz							
5785.00	71.35	PK	H	39.44	104.77	N/A	N/A
5785.00	59.85	AV	H	39.44	93.27	N/A	N/A
5785.00	74.58	PK	V	39.44	108.00	N/A	N/A
5785.00	62.78	AV	V	39.44	96.20	N/A	N/A
11570.00	33.49	PK	V	20.83	48.30	74.00	25.70
11570.00	21.38	AV	V	20.83	36.19	54.00	17.81
17355.00	34.19	PK	V	27.74	55.91	68.20	12.29
High Channel: 5825 MHz							
5825.00	71.58	PK	H	39.46	105.02	N/A	N/A
5825.00	56.46	AV	H	39.46	89.90	N/A	N/A
5825.00	75.07	PK	V	39.46	108.51	N/A	N/A
5825.00	63.38	AV	V	39.46	96.82	N/A	N/A
5850.00	31.48	PK	V	39.49	64.95	122.20	57.25
5855.00	30.57	PK	V	39.51	64.06	110.80	46.74
5875.00	30.81	PK	V	39.60	64.39	105.20	40.81
5925.00	29.83	PK	V	39.68	63.49	68.20	4.71
11650.00	33.62	PK	V	21.07	48.67	74.00	25.33
11650.00	23.69	AV	V	21.07	38.74	54.00	15.26
17475.00	34.78	PK	V	28.61	57.37	68.20	10.83

802.11n ht40 (MIMO mode was the worst):

Frequency (MHz)	Receiver		Polar (H/V)	Factor (dB/m)	Result (dB μ V/m)	Limit (dB μ V/m)	Margin (dB)
	Reading (dB μ V)	Detector					
Low Channel: 5755MHz							
5755.00	68.95	PK	H	39.45	102.38	N/A	N/A
5755.00	56.64	AV	H	39.45	90.07	N/A	N/A
5755.00	71.46	PK	V	39.45	104.89	N/A	N/A
5755.00	60.08	AV	V	39.45	93.51	N/A	N/A
5725.00	40.07	PK	V	39.48	73.53	122.20	48.67
5720.00	39.04	PK	V	39.49	72.51	110.80	38.29
5700.00	29.48	PK	V	39.51	62.97	105.20	42.23
5650.00	28.55	PK	V	39.49	62.02	68.20	6.18
11510.00	33.65	PK	V	20.67	48.30	74.00	25.70
11510.00	21.58	AV	V	20.67	36.23	54.00	17.77
17265.00	34.16	PK	V	26.94	55.08	68.20	13.12
High Channel: 5795MHz							
5795.00	69.34	PK	H	39.43	102.75	N/A	N/A
5795.00	56.94	AV	H	39.43	90.35	N/A	N/A
5795.00	72.26	PK	V	39.43	105.67	N/A	N/A
5795.00	60.35	AV	V	39.43	93.76	N/A	N/A
5850.00	30.45	PK	V	39.49	63.92	122.20	58.28
5855.00	29.94	PK	V	39.51	63.43	110.80	47.37
5875.00	29.58	PK	V	39.60	63.16	105.20	42.04
5925.00	29.62	PK	V	39.68	63.28	68.20	4.92
11590.00	33.76	PK	V	20.88	48.62	74.00	25.38
11590.00	21.87	AV	V	20.88	36.73	54.00	17.27
17385.00	33.26	PK	V	28.07	55.31	68.20	12.89

802.11ac vht20 (MIMO mode was the worst):

Frequency (MHz)	Receiver		Polar (H/V)	Factor (dB/m)	Result (dB μ V/m)	Limit (dB μ V/m)	Margin (dB)
	Reading (dB μ V)	Detector					
Low Channel: 5745MHz							
5745.00	71.84	PK	H	39.46	105.28	N/A	N/A
5745.00	60.11	AV	H	39.46	93.55	N/A	N/A
5745.00	75.07	PK	V	39.46	108.51	N/A	N/A
5745.00	62.95	AV	V	39.46	96.39	N/A	N/A
5725.00	35.36	PK	V	39.48	68.82	122.20	53.38
5720.00	30.35	PK	V	39.49	63.82	110.80	46.98
5700.00	27.97	PK	V	39.51	61.46	105.20	43.74
5650.00	27.95	PK	V	39.49	61.42	68.20	6.78
11490.00	32.69	PK	V	20.67	47.34	74.00	26.66
11490.00	21.57	AV	V	20.67	36.22	54.00	17.78
17235.00	34.88	PK	V	26.76	55.62	68.20	12.58
Middle Channel: 5785 MHz							
5785.00	71.34	PK	H	39.44	104.76	N/A	N/A
5785.00	59.38	AV	H	39.44	92.80	N/A	N/A
5785.00	74.87	PK	V	39.44	108.29	N/A	N/A
5785.00	62.97	AV	V	39.44	96.39	N/A	N/A
11570.00	32.26	PK	V	20.83	47.07	74.00	26.93
11570.00	21.34	AV	V	20.83	36.15	54.00	17.85
17355.00	34.03	PK	V	27.74	55.75	68.20	12.45
High Channel: 5825 MHz							
5825.00	71.57	PK	H	39.46	105.01	N/A	N/A
5825.00	59.54	AV	H	39.46	92.98	N/A	N/A
5825.00	74.95	PK	V	39.46	108.39	N/A	N/A
5825.00	62.92	AV	V	39.46	96.36	N/A	N/A
5850.00	30.75	PK	V	39.49	64.22	122.20	57.98
5855.00	29.97	PK	V	39.51	63.46	110.80	47.34
5875.00	30.65	PK	V	39.60	64.23	105.20	40.97
5925.00	28.98	PK	V	39.68	62.64	68.20	5.56
11650.00	32.59	PK	V	21.07	47.64	74.00	26.36
11650.00	20.98	AV	V	21.07	36.03	54.00	17.97
17475.00	33.74	PK	V	28.61	56.33	68.20	11.87

802.11ac vht40 (MIMO mode was the worst):

Frequency (MHz)	Receiver		Polar (H/V)	Factor (dB/m)	Result (dB μ V/m)	Limit (dB μ V/m)	Margin (dB)
	Reading (dB μ V)	Detector					
Low Channel: 5755MHz							
5755.00	68.74	PK	H	39.45	102.17	N/A	N/A
5755.00	57.21	AV	H	39.45	90.64	N/A	N/A
5755.00	69.59	PK	V	39.45	103.02	N/A	N/A
5755.00	58.13	AV	V	39.45	91.56	N/A	N/A
5725.00	34.34	PK	V	39.48	67.80	122.20	54.40
5720.00	33.54	PK	V	39.49	67.01	110.80	43.79
5700.00	28.55	PK	V	39.51	62.04	105.20	43.16
5650.00	28.65	PK	V	39.49	62.12	68.20	6.08
11510.00	34.67	PK	V	20.67	49.32	74.00	24.68
11510.00	22.58	AV	V	20.67	37.23	54.00	16.77
17265.00	34.16	PK	V	26.94	55.08	68.20	13.12
High Channel: 5795 MHz							
5795.00	68.62	PK	H	39.43	102.03	N/A	N/A
5795.00	57.34	AV	H	39.43	90.75	N/A	N/A
5795.00	68.72	PK	V	39.43	102.13	N/A	N/A
5795.00	56.72	AV	V	39.43	90.13	N/A	N/A
5850.00	30.96	PK	V	39.49	64.43	122.20	57.77
5855.00	30.11	PK	V	39.51	63.60	110.80	47.20
5875.00	29.96	PK	V	39.60	63.54	105.20	41.66
5925.00	29.65	PK	V	39.68	63.31	68.20	4.89
11590.00	33.79	PK	V	20.88	48.65	74.00	25.35
11590.00	22.18	AV	V	20.88	37.04	54.00	16.96
17385.00	34.58	PK	V	28.07	56.63	68.20	11.57

802.11ac vht80 (MIMO mode was the worst):

Frequency (MHz)	Receiver		Polar (H/V)	Factor (dB/m)	Result (dB μ V/m)	Limit (dB μ V/m)	Margin (dB)
	Reading (dB μ V)	Detector					
Low Channel: 5775MHz							
5775.00	63.45	PK	H	39.44	96.87	N/A	N/A
5775.00	44.63	AV	H	39.44	78.05	N/A	N/A
5775.00	66.87	PK	V	39.44	100.29	N/A	N/A
5775.00	48.96	AV	V	39.44	82.38	N/A	N/A
5725.00	33.69	PK	V	39.48	67.15	122.20	55.05
5720.00	35.97	PK	V	39.49	69.44	110.80	41.36
5700.00	31.98	PK	V	39.51	65.47	105.20	39.73
5650.00	27.96	PK	V	39.49	61.43	68.20	6.77
5850.00	31.83	PK	V	39.49	65.30	122.20	56.90
5855.00	31.26	PK	V	39.51	64.75	110.80	46.05
5875.00	30.23	PK	V	39.60	63.81	105.20	41.39
5925.00	29.35	PK	V	39.68	63.01	68.20	5.19
11550.00	32.54	PK	V	20.78	47.30	74.00	26.70
11550.00	22.36	AV	V	20.78	37.12	54.00	16.88
17325.00	33.98	PK	V	27.41	55.37	68.20	12.83

**PCB Antenna:
5150-5250MHz:
802.11a, Chain 0:**

Frequency (MHz)	Receiver		Polar (H/V)	Factor (dB/m)	Result (dB μ V/m)	Limit (dB μ V/m)	Margin (dB)
	Reading (dB μ V)	Detector					
Low Channel: 5180MHz							
5180.00	61.03	PK	H	38.68	93.69	N/A	N/A
5180.00	51.36	AV	H	38.68	84.02	N/A	N/A
5180.00	70.32	PK	V	38.68	102.98	N/A	N/A
5180.00	60.01	AV	V	38.68	92.67	N/A	N/A
5150.00	28.57	PK	V	38.64	61.19	74.00	12.81
5150.00	15.99	AV	V	38.64	48.61	54.00	5.39
10360.00	33.54	PK	V	19.18	46.70	68.20	21.50
15540.00	33.59	PK	V	22.44	50.01	74.00	23.99
15540.00	21.36	AV	V	22.44	37.78	54.00	16.22
6906.00	41.28	PK	V	13.98	49.24	68.20	18.96
Middle Channel: 5200 MHz							
5200.00	62.35	PK	H	38.70	95.03	N/A	N/A
5200.00	53.04	AV	H	38.70	85.72	N/A	N/A
5200.00	71.54	PK	V	38.70	104.22	N/A	N/A
5200.00	61.36	AV	V	38.70	94.04	N/A	N/A
10400.00	33.08	PK	V	19.16	46.22	68.20	21.98
15600.00	35.98	PK	V	22.41	52.37	74.00	21.63
15600.00	23.64	AV	V	22.41	40.03	54.00	13.97
6934.00	40.98	PK	V	14.04	49.00	68.20	19.20
High Channel: 5240 MHz							
5240.00	63.84	PK	H	38.85	96.67	N/A	N/A
5240.00	54.62	AV	H	38.85	87.45	N/A	N/A
5240.00	70.54	PK	V	38.85	103.37	N/A	N/A
5240.00	61.32	AV	V	38.85	94.15	N/A	N/A
5350.00	29.64	PK	V	39.03	62.65	74.00	11.35
5350.00	16.34	AV	V	39.03	49.35	54.00	4.65
10480.00	33.52	PK	V	18.86	46.36	68.20	21.84
15720.00	38.20	PK	V	22.28	54.46	74.00	19.54
15720.00	26.04	AV	V	22.28	42.30	54.00	11.70
6985.00	41.37	PK	V	13.86	49.21	68.20	18.99

802.11a, Chain 1:

Frequency (MHz)	Receiver		Polar (H/V)	Factor (dB/m)	Result (dB μ V/m)	Limit (dB μ V/m)	Margin (dB)
	Reading (dB μ V)	Detector					
Low Channel: 5180MHz							
5180.00	67.95	PK	H	38.68	100.61	N/A	N/A
5180.00	57.65	AV	H	38.68	90.31	N/A	N/A
5180.00	71.33	PK	V	38.68	103.99	N/A	N/A
5180.00	61.24	AV	V	38.68	93.90	N/A	N/A
5150.00	31.24	PK	V	38.64	63.86	74.00	10.14
5150.00	17.58	AV	V	38.64	50.20	54.00	3.80
10360.00	33.54	PK	V	19.18	46.70	68.20	21.50
15540.00	34.27	PK	V	22.44	50.69	74.00	23.31
15540.00	22.64	AV	V	22.44	39.06	54.00	14.94
Middle Channel: 5200 MHz							
5200.00	69.88	PK	H	38.70	102.56	N/A	N/A
5200.00	59.34	AV	H	38.70	92.02	N/A	N/A
5200.00	72.34	PK	V	38.70	105.02	N/A	N/A
5200.00	62.03	AV	V	38.70	94.71	N/A	N/A
10400.00	33.24	PK	V	19.16	46.38	68.20	21.82
15600.00	37.24	PK	V	22.41	53.63	74.00	20.37
15600.00	25.60	AV	V	22.41	41.99	54.00	12.01
High Channel: 5240 MHz							
5240.00	68.24	PK	H	38.85	101.07	N/A	N/A
5240.00	58.34	AV	H	38.85	91.17	N/A	N/A
5240.00	70.58	PK	V	38.85	103.41	N/A	N/A
5240.00	61.34	AV	V	38.85	94.17	N/A	N/A
5350.00	29.55	PK	V	39.03	62.56	74.00	11.44
5350.00	16.34	AV	V	39.03	49.35	54.00	4.65
10480.00	34.27	PK	V	18.86	47.11	68.20	21.09
15720.00	36.98	PK	V	22.28	53.24	74.00	20.76
15720.00	23.64	AV	V	22.28	39.90	54.00	14.10

802.11n ht20 (MIMO mode was the worst):

Frequency (MHz)	Receiver		Polar (H/V)	Factor (dB/m)	Result (dB μ V/m)	Limit (dB μ V/m)	Margin (dB)
	Reading (dB μ V)	Detector					
Low Channel: 5180MHz							
5180.00	70.64	PK	H	38.68	103.30	N/A	N/A
5180.00	58.24	AV	H	38.68	90.90	N/A	N/A
5180.00	77.02	PK	V	38.68	109.68	N/A	N/A
5180.00	64.13	AV	V	38.68	96.79	N/A	N/A
5150.00	31.00	PK	V	38.64	63.62	74.00	10.38
5150.00	17.69	AV	V	38.64	50.31	54.00	3.69
10360.00	35.24	PK	V	19.18	48.40	68.20	19.80
15540.00	35.62	PK	V	22.44	52.04	74.00	21.96
15540.00	23.10	AV	V	22.44	39.52	54.00	14.48
6907.00	42.67	PK	V	13.99	50.64	68.20	17.56
Middle Channel: 5200 MHz							
5200.00	70.54	PK	H	38.70	103.22	N/A	N/A
5200.00	57.04	AV	H	38.70	89.72	N/A	N/A
5200.00	75.95	PK	V	38.70	108.63	N/A	N/A
5200.00	63.78	AV	V	38.70	96.46	N/A	N/A
10400.00	36.04	PK	V	19.16	49.18	68.20	19.02
15600.00	34.58	PK	V	22.41	50.97	74.00	23.03
15600.00	22.96	AV	V	22.41	39.35	54.00	14.65
6934.00	40.22	PK	V	14.04	48.24	68.20	19.96
High Channel: 5240 MHz							
5240.00	71.02	PK	H	38.85	103.85	N/A	N/A
5240.00	60.32	AV	H	38.85	93.15	N/A	N/A
5240.00	74.99	PK	V	38.85	107.82	N/A	N/A
5240.00	62.36	AV	V	38.85	95.19	N/A	N/A
5350.00	28.96	PK	V	39.03	61.97	74.00	12.03
5350.00	16.02	AV	V	39.03	49.03	54.00	4.97
10480.00	31.99	PK	V	18.86	44.83	68.20	23.37
15720.00	34.67	PK	V	22.28	50.93	74.00	23.07
15720.00	24.61	AV	V	22.28	40.87	54.00	13.13
6985.00	40.55	PK	V	13.86	48.39	68.20	19.81

802.11ac vht20 (MIMO mode was the worst):

Frequency (MHz)	Receiver		Polar (H/V)	Factor (dB/m)	Result (dB μ V/m)	Limit (dB μ V/m)	Margin (dB)
	Reading (dB μ V)	Detector					
Low Channel: 5180MHz							
5180.00	69.24	PK	H	38.68	101.90	N/A	N/A
5180.00	57.04	AV	H	38.68	89.70	N/A	N/A
5180.00	73.88	PK	V	38.68	106.54	N/A	N/A
5180.00	62.31	AV	V	38.68	94.97	N/A	N/A
5150.00	29.67	PK	V	38.64	62.29	74.00	11.71
5150.00	17.04	AV	V	38.64	49.66	54.00	4.34
10360.00	34.25	PK	V	19.18	47.41	68.20	20.79
15540.00	36.21	PK	V	22.44	52.63	74.00	21.37
15540.00	23.60	AV	V	22.44	40.02	54.00	13.98
6907.00	40.69	PK	V	13.99	48.66	68.20	19.54
Middle Channel: 5200 MHz							
5200.00	69.25	PK	H	38.70	101.93	N/A	N/A
5200.00	57.58	AV	H	38.70	90.26	N/A	N/A
5200.00	76.01	PK	V	38.70	108.69	N/A	N/A
5200.00	63.02	AV	V	38.70	95.70	N/A	N/A
10400.00	33.02	PK	V	19.16	46.16	68.20	22.04
15600.00	34.25	PK	V	22.41	50.64	74.00	23.36
15600.00	22.67	AV	V	22.41	39.06	54.00	14.94
6934.00	42.05	PK	V	14.04	50.07	68.20	18.13
High Channel: 5240 MHz							
5240.00	68.91	PK	H	38.85	101.74	N/A	N/A
5240.00	57.64	AV	H	38.85	90.47	N/A	N/A
5240.00	75.04	PK	V	38.85	107.87	N/A	N/A
5240.00	63.45	AV	V	38.85	96.28	N/A	N/A
5350.00	30.55	PK	V	39.03	63.56	74.00	10.44
5350.00	17.04	AV	V	39.03	50.05	54.00	3.95
10480.00	34.69	PK	V	18.86	47.53	68.20	20.67
15720.00	35.30	PK	V	22.28	51.56	74.00	22.44
15720.00	23.45	AV	V	22.28	39.71	54.00	14.29
6985.00	41.08	PK	V	13.86	48.92	68.20	19.28

802.11n ht40 (MIMO mode was the worst):

Frequency (MHz)	Receiver		Polar (H/V)	Factor (dB/m)	Result (dB μ V/m)	Limit (dB μ V/m)	Margin (dB)
	Reading (dB μ V)	Detector					
Low Channel: 5190MHz							
5190.00	70.65	PK	H	38.69	103.32	N/A	N/A
5190.00	57.24	AV	H	38.69	89.91	N/A	N/A
5190.00	73.24	PK	V	38.69	105.91	N/A	N/A
5190.00	61.29	AV	V	38.69	93.96	N/A	N/A
5150.00	34.01	PK	V	38.64	66.63	74.00	7.37
5150.00	18.35	AV	V	38.64	50.97	54.00	3.03
10380.00	34.74	PK	V	19.17	47.89	68.20	20.31
15570.00	33.93	PK	V	22.43	50.34	74.00	23.66
15570.00	20.58	AV	V	22.43	36.99	54.00	17.01
6920.00	41.67	PK	V	14.01	49.66	68.20	18.54
High Channel: 5230 MHz							
5230.00	69.32	PK	H	38.81	102.11	N/A	N/A
5230.00	58.24	AV	H	38.81	91.03	N/A	N/A
5230.00	73.05	PK	V	38.81	105.84	N/A	N/A
5230.00	60.25	AV	V	38.81	93.04	N/A	N/A
5350.00	30.29	PK	V	39.03	63.30	74.00	10.70
5350.00	17.41	AV	V	39.03	50.42	54.00	3.58
10460.00	34.59	PK	V	18.94	47.51	68.20	20.69
15690.00	34.01	PK	V	22.29	50.28	74.00	23.72
15690.00	22.58	AV	V	22.29	38.85	54.00	15.15
6972.00	41.66	PK	V	13.94	49.58	68.20	18.62

802.11ac vht40 (MIMO mode was the worst):

Frequency (MHz)	Receiver		Polar (H/V)	Factor (dB/m)	Result (dB μ V/m)	Limit (dB μ V/m)	Margin (dB)
	Reading (dB μ V)	Detector					
Low Channel: 5190MHz							
5190.00	66.23	PK	H	38.69	98.90	N/A	N/A
5190.00	56.02	AV	H	38.69	88.69	N/A	N/A
5190.00	73.21	PK	V	38.69	105.88	N/A	N/A
5190.00	63.24	AV	V	38.69	95.91	N/A	N/A
5150.00	33.84	PK	V	38.64	66.46	74.00	7.54
5150.00	18.92	AV	V	38.64	51.54	54.00	2.46
10380.00	34.26	PK	V	19.17	47.41	68.20	20.79
15570.00	34.01	PK	V	22.43	50.42	74.00	23.58
15570.00	22.81	AV	V	22.43	39.22	54.00	14.78
6919.00	42.56	PK	V	14.01	50.55	68.20	17.65
High Channel: 5230 MHz							
5230.00	66.95	PK	H	38.81	99.74	N/A	N/A
5230.00	55.86	AV	H	38.81	88.65	N/A	N/A
5230.00	72.86	PK	V	38.81	105.65	N/A	N/A
5230.00	63.20	AV	V	38.81	95.99	N/A	N/A
5350.00	31.24	PK	V	39.03	64.25	74.00	9.75
5350.00	17.12	AV	V	39.03	50.13	54.00	3.87
10460.00	35.26	PK	V	18.94	48.18	68.20	20.02
15690.00	36.97	PK	V	22.29	53.24	74.00	20.76
15690.00	24.57	AV	V	22.29	40.84	54.00	13.16
6974.00	44.53	PK	V	13.93	52.44	68.20	15.76

802.11ac vht80 (MIMO mode was the worst):

Frequency (MHz)	Receiver		Polar (H/V)	Factor (dB/m)	Result (dB μ V/m)	Limit (dB μ V/m)	Margin (dB)
	Reading (dB μ V)	Detector					
Middle Channel: 5210 MHz							
5210.00	62.35	PK	H	38.74	95.07	N/A	N/A
5210.00	50.24	AV	H	38.74	82.96	N/A	N/A
5210.00	70.54	PK	V	38.74	103.26	N/A	N/A
5210.00	58.02	AV	V	38.74	90.74	N/A	N/A
5150.00	35.24	PK	V	38.64	67.86	74.00	6.14
5150.00	19.24	AV	V	38.64	51.86	54.00	2.14
5350.00	30.24	PK	V	39.03	63.25	74.00	10.75
5350.00	17.24	AV	V	39.03	50.25	54.00	3.75
10420.00	35.69	PK	V	19.09	48.76	68.20	19.44
15630.00	34.20	PK	V	22.37	50.55	74.00	23.45
15630.00	22.58	AV	V	22.37	38.93	54.00	15.07
6947.00	43.16	PK	V	14.07	51.21	68.20	16.99

5250-5350MHz
802.11a, Chain 0:

Frequency (MHz)	Receiver		Polar (H/V)	Factor (dB/m)	Result (dB μ V/m)	Limit (dB μ V/m)	Margin (dB)
	Reading (dB μ V)	Detector					
Low Channel: 5260MHz							
5260.00	59.34	PK	H	38.90	92.22	N/A	N/A
5260.00	50.36	AV	H	38.90	83.24	N/A	N/A
5260.00	73.24	PK	V	38.90	106.12	N/A	N/A
5260.00	63.21	AV	V	38.90	96.09	N/A	N/A
5150.00	30.01	PK	V	38.64	62.63	74.00	11.37
5150.00	17.14	AV	V	38.64	49.76	54.00	4.24
10520.00	35.24	PK	V	18.93	48.15	68.20	20.05
15780.00	35.22	PK	V	22.26	51.46	74.00	22.54
15780.00	24.20	AV	V	22.26	40.44	54.00	13.56
7013.00	42.95	PK	V	13.72	50.65	68.20	17.55
Middle Channel: 5280 MHz							
5280.00	60.32	PK	H	38.91	93.21	N/A	N/A
5280.00	49.21	AV	H	38.91	82.10	N/A	N/A
5280.00	74.02	PK	V	38.91	106.91	N/A	N/A
5280.00	64.15	AV	V	38.91	97.04	N/A	N/A
10560.00	34.27	PK	V	19.20	47.45	68.20	20.76
15840.00	34.02	PK	V	22.34	50.34	74.00	23.66
15840.00	22.05	AV	V	22.34	38.37	54.00	15.63
7040.00	44.19	PK	V	13.61	51.78	68.20	16.42
High Channel: 5320 MHz							
5320.00	61.35	PK	H	38.97	94.30	N/A	N/A
5320.00	51.02	AV	H	38.97	83.97	N/A	N/A
5320.00	75.02	PK	V	38.97	107.97	N/A	N/A
5320.00	65.00	AV	V	38.97	97.95	N/A	N/A
5350.00	30.14	PK	V	39.03	63.15	74.00	10.85
5350.00	16.99	AV	V	39.03	50.00	54.00	4.00
10640.00	34.25	PK	V	19.50	47.73	74.00	26.27
10640.00	22.05	AV	V	19.50	35.53	54.00	18.47
15960.00	35.24	PK	V	22.22	51.44	74.00	22.56
15960.00	23.61	AV	V	22.22	39.81	54.00	14.19
7094.00	43.21	PK	V	13.77	50.96	68.20	17.24

802.11a, Chain 1:

Frequency (MHz)	Receiver		Polar (H/V)	Factor (dB/m)	Result (dB μ V/m)	Limit (dB μ V/m)	Margin (dB)
	Reading (dB μ V)	Detector					
Low Channel: 5260MHz							
5260.00	70.59	PK	H	38.90	103.47	N/A	N/A
5260.00	60.32	AV	H	38.90	93.20	N/A	N/A
5260.00	71.64	PK	V	38.90	104.52	N/A	N/A
5260.00	61.35	AV	V	38.90	94.23	N/A	N/A
5150.00	30.26	PK	V	38.64	62.88	74.00	11.12
5150.00	17.04	AV	V	38.64	49.66	54.00	4.34
10520.00	34.25	PK	V	18.93	47.16	68.20	21.04
15780.00	36.82	PK	V	22.26	53.06	74.00	20.94
15780.00	23.47	AV	V	22.26	39.71	54.00	14.29
Middle Channel: 5280 MHz							
5280.00	70.25	PK	H	38.91	103.14	N/A	N/A
5280.00	60.32	AV	H	38.91	93.21	N/A	N/A
5280.00	73.04	PK	V	38.91	105.93	N/A	N/A
5280.00	62.88	AV	V	38.91	95.77	N/A	N/A
10560.00	33.54	PK	V	19.20	46.72	68.20	21.48
15840.00	35.42	PK	V	22.34	51.74	74.00	22.26
15840.00	22.95	AV	V	22.34	39.27	54.00	14.73
High Channel: 5320 MHz							
5320.00	69.85	PK	H	38.97	102.80	N/A	N/A
5320.00	59.32	AV	H	38.97	92.27	N/A	N/A
5320.00	73.04	PK	V	38.97	105.99	N/A	N/A
5320.00	32.85	AV	V	38.97	65.80	N/A	N/A
5350.00	29.75	PK	V	39.03	62.76	74.00	11.24
5350.00	18.24	AV	V	39.03	51.25	54.00	2.75
10640.00	35.67	PK	V	19.50	49.15	74.00	24.85
10640.00	23.04	AV	V	19.50	36.52	54.00	17.48
15960.00	35.24	PK	V	22.22	51.44	74.00	22.56
15960.00	23.01	AV	V	22.22	39.21	54.00	14.79

802.11n ht20 (MIMO mode was the worst):

Frequency (MHz)	Receiver		Polar (H/V)	Factor (dB/m)	Result (dB μ V/m)	Limit (dB μ V/m)	Margin (dB)
	Reading (dB μ V)	Detector					
Low Channel: 5260MHz							
5260.00	69.34	PK	H	38.90	102.22	N/A	N/A
5260.00	59.31	AV	H	38.90	92.19	N/A	N/A
5260.00	77.92	PK	V	38.90	110.80	N/A	N/A
5260.00	69.32	AV	V	38.90	102.20	N/A	N/A
5150.00	29.56	PK	V	38.64	62.18	74.00	11.82
5150.00	16.24	AV	V	38.64	48.86	54.00	5.14
10520.00	33.20	PK	V	18.93	46.11	68.20	22.09
15780.00	36.85	PK	V	22.26	53.09	74.00	20.91
15780.00	23.86	AV	V	22.26	40.10	54.00	13.90
7013.00	44.02	PK	V	13.72	51.72	68.20	16.48
Middle Channel: 5280 MHz							
5280.00	70.26	PK	H	38.91	103.15	N/A	N/A
5280.00	60.14	AV	H	38.91	93.03	N/A	N/A
5280.00	77.89	PK	V	38.91	110.78	N/A	N/A
5280.00	67.34	AV	V	38.91	100.23	N/A	N/A
10560.00	34.15	PK	V	19.20	47.33	68.20	20.87
15840.00	35.62	PK	V	22.34	51.94	74.00	22.06
15840.00	22.59	AV	V	22.34	38.91	54.00	15.09
7040.00	43.21	PK	V	13.61	50.80	68.20	17.40
High Channel: 5320 MHz							
5320.00	72.01	PK	H	38.97	104.96	N/A	N/A
5320.00	61.60	AV	H	38.97	94.55	N/A	N/A
5320.00	79.03	PK	V	38.97	111.98	N/A	N/A
5320.00	69.32	AV	V	38.97	102.27	N/A	N/A
5350.00	32.89	PK	V	39.03	65.90	74.00	8.10
5350.00	17.58	AV	V	39.03	50.59	54.00	3.41
10640.00	35.62	PK	V	19.50	49.10	74.00	24.90
10640.00	23.01	AV	V	19.50	36.49	54.00	17.51
15960.00	35.62	PK	V	22.22	51.82	74.00	22.18
15960.00	23.14	AV	V	22.22	39.34	54.00	14.66
7094.00	40.55	PK	V	13.77	48.30	68.20	19.90

802.11ac vht20 (MIMO mode was the worst):

Frequency (MHz)	Receiver		Polar (H/V)	Factor (dB/m)	Result (dB μ V/m)	Limit (dB μ V/m)	Margin (dB)
	Reading (dB μ V)	Detector					
Low Channel: 5260MHz							
5260.00	70.50	PK	H	38.90	103.38	N/A	N/A
5260.00	60.32	AV	H	38.90	93.20	N/A	N/A
5260.00	78.04	PK	V	38.90	110.92	N/A	N/A
5260.00	68.34	AV	V	38.90	101.22	N/A	N/A
5150.00	30.24	PK	V	38.64	62.86	74.00	11.14
5150.00	17.01	AV	V	38.64	49.63	54.00	4.37
10520.00	35.21	PK	V	18.93	48.12	68.20	20.08
15780.00	34.21	PK	V	22.26	50.45	74.00	23.55
15780.00	22.01	AV	V	22.26	38.25	54.00	15.75
7013.00	42.16	PK	V	13.72	49.86	68.20	18.34
Middle Channel: 5280 MHz							
5280.00	70.58	PK	H	38.91	103.47	N/A	N/A
5280.00	60.34	AV	H	38.91	93.23	N/A	N/A
5280.00	78.14	PK	V	38.91	111.03	N/A	N/A
5280.00	68.02	AV	V	38.91	100.91	N/A	N/A
10560.00	34.27	PK	V	19.20	47.45	68.20	20.75
15840.00	35.04	PK	V	22.34	51.36	74.00	22.64
15840.00	23.47	AV	V	22.34	39.79	54.00	14.21
7040.00	42.15	PK	V	13.61	49.74	68.20	18.46
High Channel: 5320 MHz							
5320.00	69.87	PK	H	38.97	102.82	N/A	N/A
5320.00	59.32	AV	H	38.97	92.27	N/A	N/A
5320.00	78.24	PK	V	38.97	111.19	N/A	N/A
5320.00	66.24	AV	V	38.97	99.19	N/A	N/A
5350.00	29.89	PK	V	39.03	62.90	74.00	11.10
5350.00	17.04	AV	V	39.03	50.05	54.00	3.95
10640.00	35.62	PK	V	19.50	49.10	74.00	24.90
10640.00	23.01	AV	V	19.50	36.49	54.00	17.51
15960.00	35.24	PK	V	22.22	51.44	74.00	22.56
15960.00	23.98	AV	V	22.22	40.18	54.00	13.82
7094.00	43.42	PK	V	13.77	51.17	68.20	17.03

802.11n ht40 (MIMO mode was the worst):

Frequency (MHz)	Receiver		Polar (H/V)	Factor (dB/m)	Result (dB μ V/m)	Limit (dB μ V/m)	Margin (dB)
	Reading (dB μ V)	Detector					
Low Channel: 5270MHz							
5270.00	69.01	PK	H	38.91	101.90	N/A	N/A
5270.00	58.24	AV	H	38.91	91.13	N/A	N/A
5270.00	76.02	PK	V	38.91	108.91	N/A	N/A
5270.00	64.89	AV	V	38.91	97.78	N/A	N/A
5150.00	30.64	PK	V	38.64	63.26	74.00	10.74
5150.00	17.12	AV	V	38.64	49.74	54.00	4.26
10540.00	34.21	PK	V	19.07	47.26	68.20	20.94
15810.00	37.29	PK	V	22.28	53.55	74.00	20.45
15810.00	24.56	AV	V	22.28	40.82	54.00	13.18
7025.00	44.21	PK	V	13.67	51.86	68.20	16.34
High Channel: 5310 MHz							
5310.00	69.01	PK	H	38.95	101.94	N/A	N/A
5310.00	59.34	AV	H	38.95	92.27	N/A	N/A
5310.00	75.86	PK	V	38.95	108.79	N/A	N/A
5310.00	64.21	AV	V	38.95	97.14	N/A	N/A
5350.00	32.65	PK	V	39.03	65.66	74.00	8.34
5350.00	17.94	AV	V	39.03	50.95	54.00	3.05
10620.00	34.21	PK	V	19.49	47.68	74.00	26.32
10620.00	22.01	AV	V	19.49	35.48	54.00	18.52
15930.00	35.64	PK	V	22.33	51.95	74.00	22.05
15930.00	23.69	AV	V	22.33	40.00	54.00	14.00

802.11ac vht40 (MIMO mode was the worst):

Frequency (MHz)	Receiver		Polar (H/V)	Factor (dB/m)	Result (dBµV/m)	Limit (dBµV/m)	Margin (dB)
	Reading (dBµV)	Detector					
Low Channel: 5270MHz							
5270.00	65.96	PK	H	38.91	98.85	N/A	N/A
5270.00	55.86	AV	H	38.91	88.75	N/A	N/A
5270.00	73.02	PK	V	38.91	105.91	N/A	N/A
5270.00	63.21	AV	V	38.91	96.10	N/A	N/A
5150.00	30.24	PK	V	38.64	62.86	74.00	11.14
5150.00	17.32	AV	V	38.64	49.94	54.00	4.06
10540.00	35.24	PK	V	19.07	48.29	68.20	19.91
15810.00	36.32	PK	V	22.28	52.58	74.00	21.42
15810.00	23.20	AV	V	22.28	39.46	54.00	14.54
7025.00	42.58	PK	V	13.67	50.23	68.20	17.97
High Channel: 5310 MHz							
5310.00	66.24	PK	H	38.95	99.17	N/A	N/A
5310.00	56.24	AV	H	38.95	89.17	N/A	N/A
5310.00	73.02	PK	V	38.95	105.95	N/A	N/A
5310.00	61.24	AV	V	38.95	94.17	N/A	N/A
5350.00	30.84	PK	V	39.03	63.85	74.00	10.15
5350.00	16.98	AV	V	39.03	49.99	54.00	4.01
10620.00	35.24	PK	V	19.49	48.71	74.00	25.29
10620.00	23.24	AV	V	19.49	36.71	54.00	17.29
15930.00	35.30	PK	V	22.33	51.61	74.00	22.39
15930.00	22.54	AV	V	22.33	38.85	54.00	15.15
7079.00	43.25	PK	V	13.70	50.93	68.20	17.27

802.11ac vht80 (MIMO mode was the worst):

Frequency (MHz)	Receiver		Polar (H/V)	Factor (dB/m)	Result (dBµV/m)	Limit (dBµV/m)	Margin (dB)
	Reading (dBµV)	Detector					
802.11ac80,Low Channel: 5290MHz							
5290.00	63.24	PK	H	38.92	96.14	N/A	N/A
5290.00	52.34	AV	H	38.92	85.24	N/A	N/A
5290.00	71.64	PK	V	38.92	104.54	N/A	N/A
5290.00	60.24	AV	V	38.92	93.14	N/A	N/A
5150.00	30.24	PK	V	38.64	62.86	74.00	11.14
5150.00	17.24	AV	V	38.64	49.86	54.00	4.14
5350.00	31.20	PK	V	39.03	64.21	74.00	9.79
5350.00	18.02	AV	V	39.03	51.03	54.00	2.97
10580.00	35.26	PK	V	19.34	48.58	68.20	19.62
15870.00	34.21	PK	V	22.39	50.58	74.00	23.42
15870.00	22.16	AV	V	22.39	38.53	54.00	15.47
7054.00	40.95	PK	V	13.59	48.52	68.20	19.68

**5470-5725MHz:
802.11a, Chain 0:**

Frequency (MHz)	Receiver		Polar (H/V)	Factor (dB/m)	Result (dB μ V/m)	Limit (dB μ V/m)	Margin (dB)
	Reading (dB μ V)	Detector					
Low Channel: 5500MHz							
5500.00	59.84	PK	H	39.32	93.14	N/A	N/A
5500.00	49.67	AV	H	39.32	82.97	N/A	N/A
5500.00	73.04	PK	V	39.32	106.34	N/A	N/A
5500.00	62.94	AV	V	39.32	96.24	N/A	N/A
5470.00	29.34	PK	V	39.27	62.59	68.20	5.61
11000.00	31.88	PK	V	19.83	45.69	74.00	28.31
11000.00	23.64	AV	V	19.83	37.45	54.00	16.55
16500.00	34.65	PK	V	22.73	51.36	68.20	16.84
Middle Channel: 5580 MHz							
5580.00	60.34	PK	H	39.43	93.75	N/A	N/A
5580.00	50.89	AV	H	39.43	84.30	N/A	N/A
5580.00	72.64	PK	V	39.43	106.05	N/A	N/A
5580.00	62.34	AV	V	39.43	95.75	N/A	N/A
11160.00	35.62	PK	V	19.97	49.57	74.00	24.43
11160.00	23.01	AV	V	19.97	36.96	54.00	17.04
16740.00	34.00	PK	V	23.68	51.66	68.20	16.54
High Channel: 5700 MHz							
5700.00	61.35	PK	H	39.51	94.84	N/A	N/A
5700.00	51.24	AV	H	39.51	84.73	N/A	N/A
5700.00	70.64	PK	V	39.51	104.13	N/A	N/A
5700.00	60.85	AV	V	39.51	94.34	N/A	N/A
5725.00	31.24	PK	V	39.48	64.70	68.2	3.50
11400.00	33.65	PK	V	20.93	48.56	74.00	25.44
11400.00	22.01	AV	V	20.93	36.92	54.00	17.08
17100.00	33.47	PK	V	26.19	53.64	68.20	14.56

802.11a, Chain 1:

Frequency (MHz)	Receiver		Polar (H/V)	Factor (dB/m)	Result (dB μ V/m)	Limit (dB μ V/m)	Margin (dB)
	Reading (dB μ V)	Detector					
802.11a,Low Channel: 5500MHz							
5500.00	71.64	PK	H	39.32	104.94	N/A	N/A
5500.00	61.31	AV	H	39.32	94.61	N/A	N/A
5500.00	73.25	PK	V	39.32	106.55	N/A	N/A
5500.00	63.24	AV	V	39.32	96.54	N/A	N/A
5470.00	30.67	PK	V	39.27	63.92	68.20	4.28
11000.00	34.65	PK	V	19.83	48.46	74.00	25.54
11000.00	22.18	AV	V	19.83	35.99	54.00	18.01
16500.00	35.33	PK	V	22.73	52.04	68.20	16.16
802.11a,Middle Channel: 5580 MHz							
5580.00	72.01	PK	H	39.43	105.42	N/A	N/A
5580.00	62.59	AV	H	39.43	96.00	N/A	N/A
5580.00	72.04	PK	V	39.43	105.45	N/A	N/A
5580.00	62.35	AV	V	39.43	95.76	N/A	N/A
11160.00	34.68	PK	V	19.97	48.63	74.00	25.37
11160.00	22.18	AV	V	19.97	36.13	54.00	17.87
16740.00	34.06	PK	V	23.68	51.72	68.20	16.48
802.11a,High Channel: 5700 MHz							
5700.00	72.69	PK	H	39.51	106.18	N/A	N/A
5700.00	60.32	AV	H	39.51	93.81	N/A	N/A
5700.00	73.02	PK	V	39.51	106.51	N/A	N/A
5700.00	63.17	AV	V	39.51	96.66	N/A	N/A
5725.00	32.89	PK	V	39.48	66.35	68.2	1.85
11400.00	35.64	PK	V	20.93	50.55	74.00	23.45
11400.00	22.56	AV	V	20.93	37.47	54.00	16.53
17100.00	34.10	PK	V	26.19	54.27	68.20	13.93

802.11n ht20 (MIMO mode was the worst):

Frequency (MHz)	Receiver		Polar (H/V)	Factor (dB/m)	Result (dB μ V/m)	Limit (dB μ V/m)	Margin (dB)
	Reading (dB μ V)	Detector					
Low Channel: 5500MHz							
5500.00	72.64	PK	H	39.32	105.94	N/A	N/A
5500.00	60.31	AV	H	39.32	93.61	N/A	N/A
5500.00	75.24	PK	V	39.32	108.54	N/A	N/A
5500.00	63.24	AV	V	39.32	96.54	N/A	N/A
5470.00	30.67	PK	V	39.27	63.92	68.20	4.28
11000.00	34.21	PK	V	19.83	48.02	74.00	25.98
11000.00	22.95	AV	V	19.83	36.76	54.00	17.24
16500.00	35.36	PK	V	22.73	52.07	68.20	16.13
Middle Channel: 5580 MHz							
5580.00	71.37	PK	H	39.43	104.78	N/A	N/A
5580.00	59.32	AV	H	39.43	92.73	N/A	N/A
5580.00	72.64	PK	V	39.43	106.05	N/A	N/A
5580.00	50.24	AV	V	39.43	83.65	N/A	N/A
11160.00	34.25	PK	V	19.97	48.20	74.00	25.80
11160.00	22.69	AV	V	19.97	36.64	54.00	17.36
16740.00	35.20	PK	V	23.68	52.86	68.20	15.34
High Channel: 5700 MHz							
5700.00	71.64	PK	H	39.51	105.13	N/A	N/A
5700.00	59.32	AV	H	39.51	92.81	N/A	N/A
5700.00	72.12	PK	V	39.51	105.61	N/A	N/A
5700.00	50.34	AV	V	39.51	83.83	N/A	N/A
5725.00	31.24	PK	V	39.48	64.70	68.20	3.50
11400.00	35.24	PK	V	20.93	50.15	74.00	23.85
11400.00	22.30	AV	V	20.93	37.21	54.00	16.79
17100.00	35.70	PK	V	26.19	55.87	68.20	12.33

802.11n ht40 (MIMO mode was the worst):

Frequency (MHz)	Receiver		Polar (H/V)	Factor (dB/m)	Result (dB μ V/m)	Limit (dB μ V/m)	Margin (dB)
	Reading (dB μ V)	Detector					
Low Channel: 5510MHz							
5510.00	67.92	PK	H	39.35	101.25	N/A	N/A
5510.00	56.34	AV	H	39.35	89.67	N/A	N/A
5510.00	71.24	PK	V	39.35	104.57	N/A	N/A
5510.00	60.38	AV	V	39.35	93.71	N/A	N/A
5470.00	31.24	PK	V	39.27	64.49	68.20	3.71
11020.00	34.21	PK	V	19.85	48.04	74.00	25.96
11020.00	21.61	AV	V	19.85	35.44	54.00	18.56
16530.00	34.01	PK	V	23.02	51.01	68.20	17.19
Middle Channel: 5550 MHz							
5550.00	70.54	PK	H	39.46	103.98	N/A	N/A
5550.00	59.84	AV	H	39.46	93.28	N/A	N/A
5550.00	72.34	PK	V	39.46	105.78	N/A	N/A
5550.00	61.38	AV	V	39.46	94.82	N/A	N/A
11100.00	33.20	PK	V	19.95	47.13	74.00	26.87
11100.00	21.07	AV	V	19.95	35.00	54.00	19.00
16650.00	34.16	PK	V	23.65	51.79	68.20	16.41
High Channel: 5670 MHz							
5670.00	68.59	PK	H	39.50	102.07	N/A	N/A
5670.00	56.94	AV	H	39.50	90.42	N/A	N/A
5670.00	74.16	PK	V	39.50	107.64	N/A	N/A
5670.00	63.58	AV	V	39.50	97.06	N/A	N/A
5725.00	31.24	PK	V	39.48	64.70	68.20	3.50
11340.00	35.21	PK	V	20.77	49.96	74.00	24.04
11340.00	23.42	AV	V	20.77	38.17	54.00	15.83
17010.00	34.58	PK	V	25.56	54.12	68.20	14.08

802.11ac vht20 (MIMO mode was the worst):

Frequency (MHz)	Receiver		Polar (H/V)	Factor (dB/m)	Result (dB μ V/m)	Limit (dB μ V/m)	Margin (dB)
	Reading (dB μ V)	Detector					
Low Channel: 5500MHz							
5500.00	70.64	PK	H	39.32	103.94	N/A	N/A
5500.00	59.28	AV	H	39.32	92.58	N/A	N/A
5500.00	74.68	PK	V	39.32	107.98	N/A	N/A
5500.00	64.21	AV	V	39.32	97.51	N/A	N/A
5470.00	30.56	PK	V	39.27	63.81	68.20	4.39
11000.00	33.21	PK	V	19.83	47.02	74.00	26.98
11000.00	21.04	AV	V	19.83	34.85	54.00	19.15
16500.00	34.95	PK	V	22.73	51.66	68.20	16.54
Middle Channel: 5580 MHz							
5580.00	69.59	PK	H	39.43	103.00	N/A	N/A
5580.00	60.65	AV	H	39.43	94.06	N/A	N/A
5580.00	75.64	PK	V	39.43	109.05	N/A	N/A
5580.00	65.48	AV	V	39.43	98.89	N/A	N/A
11160.00	34.26	PK	V	19.97	48.21	74.00	25.79
11160.00	22.57	AV	V	19.97	36.52	54.00	17.48
16740.00	34.01	PK	V	23.68	51.67	68.20	16.53
High Channel: 5700 MHz							
5700.00	70.55	PK	H	39.51	104.04	N/A	N/A
5700.00	60.34	AV	H	39.51	93.83	N/A	N/A
5700.00	75.94	PK	V	39.51	109.43	N/A	N/A
5700.00	65.21	AV	V	39.51	98.70	N/A	N/A
5725.00	31.57	PK	V	39.48	65.03	68.20	3.18
11400.00	35.02	PK	V	20.93	49.93	74.00	24.07
11400.00	22.64	AV	V	20.93	37.55	54.00	16.45
17100.00	33.65	PK	V	26.19	53.82	68.20	14.38

802.11ac vht40 (MIMO mode was the worst):

Frequency (MHz)	Receiver		Polar (H/V)	Factor (dB/m)	Result (dB μ V/m)	Limit (dB μ V/m)	Margin (dB)
	Reading (dB μ V)	Detector					
Low Channel: 5510MHz							
5510.00	66.95	PK	H	39.35	100.28	N/A	N/A
5510.00	55.64	AV	H	39.35	88.97	N/A	N/A
5510.00	72.86	PK	V	39.35	106.19	N/A	N/A
5510.00	61.35	AV	V	39.35	94.68	N/A	N/A
5470.00	31.59	PK	V	39.27	64.84	68.20	3.36
11020.00	34.26	PK	V	19.85	48.09	74.00	25.91
11020.00	22.89	AV	V	19.85	36.72	54.00	17.28
16530.00	33.69	PK	V	23.02	50.69	68.20	17.51
Middle Channel: 5550 MHz							
5550.00	67.58	PK	H	39.46	101.02	N/A	N/A
5550.00	56.54	AV	H	39.46	89.98	N/A	N/A
5550.00	73.24	PK	V	39.46	106.68	N/A	N/A
5550.00	63.05	AV	V	39.46	96.49	N/A	N/A
11100.00	34.25	PK	V	19.95	48.18	74.00	25.82
11100.00	21.09	AV	V	19.95	35.02	54.00	18.98
16650.00	33.62	PK	V	23.65	51.25	68.20	16.95
High Channel: 5670 MHz							
5670.00	67.59	PK	H	39.50	101.07	N/A	N/A
5670.00	56.24	AV	H	39.50	89.72	N/A	N/A
5670.00	73.24	PK	V	39.50	106.72	N/A	N/A
5670.00	63.14	AV	V	39.50	96.62	N/A	N/A
5725.00	31.57	PK	V	39.48	65.03	68.20	3.17
11340.00	33.66	PK	V	20.77	48.41	74.00	25.59
11340.00	20.48	AV	V	20.77	35.23	54.00	18.77
17010.00	34.25	PK	V	25.56	53.79	68.20	14.41

802.11ac vht80 (MIMO mode was the worst):

Frequency (MHz)	Receiver		Polar (H/V)	Factor (dB/m)	Result (dB μ V/m)	Limit (dB μ V/m)	Margin (dB)
	Reading (dB μ V)	Detector					
Low Channel: 5530MHz							
5530.00	62.94	PK	H	39.40	96.32	N/A	N/A
5530.00	52.01	AV	H	39.40	85.39	N/A	N/A
5530.00	68.97	PK	V	39.40	102.35	N/A	N/A
5530.00	56.34	AV	V	39.40	89.72	N/A	N/A
5470.00	31.24	PK	V	39.27	64.49	68.20	3.71
11060.00	34.65	PK	V	19.90	48.53	74.00	25.47
11060.00	22.05	AV	V	19.90	35.93	54.00	18.07
16590.00	34.69	PK	V	23.59	52.26	68.20	15.94
High Channel: 5610 MHz							
5610.00	64.58	PK	H	39.43	97.99	N/A	N/A
5610.00	51.06	AV	H	39.43	84.47	N/A	N/A
5610.00	69.34	PK	V	39.43	102.75	N/A	N/A
5610.00	57.64	AV	V	39.43	91.05	N/A	N/A
5725.00	31.57	PK	V	39.48	65.03	68.20	3.17
11220.00	33.65	PK	V	20.13	47.76	74.00	26.24
11220.00	21.06	AV	V	20.13	35.17	54.00	18.83
16830.00	33.89	PK	V	24.13	52.00	68.20	16.20

**5725-5850MHz:
802.11a, Chain 0:**

Frequency (MHz)	Receiver		Polar (H/V)	Factor (dB/m)	Result (dBµV/m)	Limit (dBµV/m)	Margin (dB)
	Reading (dBµV)	Detector					
Low Channel: 5745MHz							
5745.00	64.58	PK	H	39.46	98.02	N/A	N/A
5745.00	55.64	AV	H	39.46	89.08	N/A	N/A
5745.00	72.69	PK	V	39.46	106.13	N/A	N/A
5745.00	62.64	AV	V	39.46	96.08	N/A	N/A
5725.00	34.65	PK	V	39.48	68.11	122.20	54.09
5720.00	29.64	PK	V	39.49	63.11	110.80	47.69
5700.00	30.65	PK	V	39.51	64.14	105.20	41.06
5650.00	29.64	PK	V	39.49	63.11	68.20	5.09
11490.00	35.64	PK	V	20.67	50.29	74.00	23.71
11490.00	23.65	AV	V	20.67	38.30	54.00	15.70
17235.00	33.64	PK	V	26.76	54.38	68.20	13.82
Middle Channel: 5785 MHz							
5785.00	64.59	PK	H	39.44	98.01	N/A	N/A
5785.00	55.32	AV	H	39.44	88.74	N/A	N/A
5785.00	72.64	PK	V	39.44	106.06	N/A	N/A
5785.00	62.59	AV	V	39.44	96.01	N/A	N/A
11570.00	33.37	PK	V	20.83	48.18	74.00	25.83
11570.00	22.54	AV	V	20.83	37.35	54.00	16.65
17355.00	33.67	PK	V	27.74	55.39	68.20	12.82
High Channel: 5825 MHz							
5825.00	63.58	PK	H	39.46	97.02	N/A	N/A
5825.00	54.69	AV	H	39.46	88.13	N/A	N/A
5825.00	73.54	PK	V	39.46	106.98	N/A	N/A
5825.00	63.54	AV	V	39.46	96.98	N/A	N/A
5850.00	32.65	PK	V	39.49	66.12	122.20	56.08
5855.00	31.24	PK	V	39.51	64.73	110.80	46.07
5875.00	32.66	PK	V	39.60	66.24	105.20	38.96
5925.00	30.25	PK	V	39.68	63.91	68.20	4.29
11650.00	34.57	PK	V	21.07	49.62	74.00	24.38
11650.00	22.65	AV	V	21.07	37.70	54.00	16.30
17475.00	34.65	PK	V	28.61	57.24	68.20	10.96

802.11a, Chain 1:

Frequency (MHz)	Receiver		Polar (H/V)	Factor (dB/m)	Result (dBµV/m)	Limit (dBµV/m)	Margin (dB)
	Reading (dBµV)	Detector					
Low Channel: 5745MHz							
5745.00	69.32	PK	H	39.46	102.76	N/A	N/A
5745.00	57.28	AV	H	39.46	90.72	N/A	N/A
5745.00	71.64	PK	V	39.46	105.08	N/A	N/A
5745.00	62.34	AV	V	39.46	95.78	N/A	N/A
5725.00	31.70	PK	V	39.48	65.16	122.20	57.04
5720.00	30.69	PK	V	39.49	64.16	110.80	46.64
5700.00	30.21	PK	V	39.51	63.70	105.20	41.50
5650.00	29.65	PK	V	39.49	63.12	68.20	5.08
11490.00	34.58	PK	V	20.67	49.23	74.00	24.77
11490.00	22.66	AV	V	20.67	37.31	54.00	16.69
17235.00	33.65	PK	V	26.76	54.39	68.20	13.81
Middle Channel: 5785 MHz							
5785.00	69.32	PK	H	39.44	102.74	N/A	N/A
5785.00	56.24	AV	H	39.44	89.66	N/A	N/A
5785.00	71.26	PK	V	39.44	104.68	N/A	N/A
5785.00	62.31	AV	V	39.44	95.73	N/A	N/A
11570.00	34.25	PK	V	20.83	49.06	74.00	24.94
11570.00	22.65	AV	V	20.83	37.46	54.00	16.54
17355.00	35.64	PK	V	27.74	57.36	68.20	10.84
High Channel: 5825 MHz							
5825.00	69.32	PK	H	39.46	102.76	N/A	N/A
5825.00	57.24	AV	H	39.46	90.68	N/A	N/A
5825.00	69.24	PK	V	39.46	102.68	N/A	N/A
5825.00	59.32	AV	V	39.46	92.76	N/A	N/A
5850.00	31.24	PK	V	39.49	64.71	122.20	57.49
5855.00	30.65	PK	V	39.51	64.14	110.80	46.66
5875.00	30.58	PK	V	39.60	64.16	105.20	41.04
5925.00	29.57	PK	V	39.68	63.23	68.20	4.97
11650.00	35.24	PK	V	21.07	50.29	74.00	23.71
11650.00	23.69	AV	V	21.07	38.74	54.00	15.26
17475.00	35.21	PK	V	28.61	57.80	68.20	10.40

802.11n ht20 (MIMO mode was the worst):

Frequency (MHz)	Receiver		Polar (H/V)	Factor (dB/m)	Result (dB μ V/m)	Limit (dB μ V/m)	Margin (dB)
	Reading (dB μ V)	Detector					
Low Channel: 5745MHz							
5745.00	72.04	PK	H	39.46	105.48	N/A	N/A
5745.00	60.58	AV	H	39.46	94.02	N/A	N/A
5745.00	74.89	PK	V	39.46	108.33	N/A	N/A
5745.00	63.24	AV	V	39.46	96.68	N/A	N/A
5725.00	34.26	PK	V	39.48	67.72	122.20	54.48
5720.00	31.69	PK	V	39.49	65.16	110.80	45.64
5700.00	30.87	PK	V	39.51	64.36	105.20	40.84
5650.00	29.64	PK	V	39.49	63.11	68.20	5.09
11490.00	34.55	PK	V	20.67	49.20	74.00	24.80
11490.00	22.19	AV	V	20.67	36.84	54.00	17.16
17235.00	34.93	PK	V	26.76	55.67	68.20	12.53
Middle Channel: 5785 MHz							
5785.00	72.58	PK	H	39.44	106.00	N/A	N/A
5785.00	60.34	AV	H	39.44	93.76	N/A	N/A
5785.00	75.94	PK	V	39.44	109.36	N/A	N/A
5785.00	63.88	AV	V	39.44	97.30	N/A	N/A
11570.00	34.22	PK	V	20.83	49.03	74.00	24.98
11570.00	22.64	AV	V	20.83	37.45	54.00	16.55
17355.00	33.62	PK	V	27.74	55.34	68.20	12.86
High Channel: 5825 MHz							
5825.00	72.31	PK	H	39.46	105.75	N/A	N/A
5825.00	57.64	AV	H	39.46	91.08	N/A	N/A
5825.00	74.95	PK	V	39.46	108.39	N/A	N/A
5825.00	64.32	AV	V	39.46	97.76	N/A	N/A
5850.00	32.65	PK	V	39.49	66.12	122.20	56.08
5855.00	31.63	PK	V	39.51	65.12	110.80	45.68
5875.00	31.69	PK	V	39.60	65.27	105.20	39.93
5925.00	30.24	PK	V	39.68	63.90	68.20	4.30
11650.00	34.26	PK	V	21.07	49.31	74.00	24.69
11650.00	22.18	AV	V	21.07	37.23	54.00	16.77
17475.00	33.59	PK	V	28.61	56.18	68.20	12.02

802.11n ht40 (MIMO mode was the worst):

Frequency (MHz)	Receiver		Polar (H/V)	Factor (dB/m)	Result (dB μ V/m)	Limit (dB μ V/m)	Margin (dB)
	Reading (dB μ V)	Detector					
Low Channel: 5755MHz							
5755.00	69.32	PK	H	39.45	102.75	N/A	N/A
5755.00	57.21	AV	H	39.45	90.64	N/A	N/A
5755.00	72.04	PK	V	39.45	105.47	N/A	N/A
5755.00	61.05	AV	V	39.45	94.48	N/A	N/A
5725.00	39.88	PK	V	39.48	73.34	122.20	48.86
5720.00	38.64	PK	V	39.49	72.11	110.80	38.69
5700.00	31.27	PK	V	39.51	64.76	105.20	40.44
5650.00	29.55	PK	V	39.49	63.02	68.20	5.18
11510.00	34.62	PK	V	20.67	49.27	74.00	24.73
11510.00	22.89	AV	V	20.67	37.54	54.00	16.46
17265.00	33.16	PK	V	26.94	54.08	68.20	14.12
High Channel: 5795MHz							
5795.00	70.22	PK	H	39.43	103.63	N/A	N/A
5795.00	57.64	AV	H	39.43	91.05	N/A	N/A
5795.00	73.04	PK	V	39.43	106.45	N/A	N/A
5795.00	61.95	AV	V	39.43	95.36	N/A	N/A
5850.00	31.50	PK	V	39.49	64.97	122.20	57.23
5855.00	30.26	PK	V	39.51	63.75	110.80	47.05
5875.00	30.97	PK	V	39.60	64.55	105.20	40.65
5925.00	30.66	PK	V	39.68	64.32	68.20	3.88
11590.00	34.27	PK	V	20.88	49.13	74.00	24.87
11590.00	22.69	AV	V	20.88	37.55	54.00	16.45
17385.00	34.02	PK	V	28.07	56.07	68.20	12.13

802.11ac vht20 (MIMO mode was the worst):

Frequency (MHz)	Receiver		Polar (H/V)	Factor (dB/m)	Result (dB μ V/m)	Limit (dB μ V/m)	Margin (dB)
	Reading (dB μ V)	Detector					
Low Channel: 5745MHz							
5745.00	72.04	PK	H	39.46	105.48	N/A	N/A
5745.00	61.36	AV	H	39.46	94.80	N/A	N/A
5745.00	74.96	PK	V	39.46	108.40	N/A	N/A
5745.00	63.01	AV	V	39.46	96.45	N/A	N/A
5725.00	36.21	PK	V	39.48	69.67	122.20	52.53
5720.00	32.54	PK	V	39.49	66.01	110.80	44.79
5700.00	28.65	PK	V	39.51	62.14	105.20	43.06
5650.00	29.24	PK	V	39.49	62.71	68.20	5.49
11490.00	34.26	PK	V	20.67	48.91	74.00	25.09
11490.00	22.58	AV	V	20.67	37.23	54.00	16.77
17235.00	35.01	PK	V	26.76	55.75	68.20	12.45
Middle Channel: 5785 MHz							
5785.00	72.04	PK	H	39.44	105.46	N/A	N/A
5785.00	60.32	AV	H	39.44	93.74	N/A	N/A
5785.00	75.01	PK	V	39.44	108.43	N/A	N/A
5785.00	63.44	AV	V	39.44	96.86	N/A	N/A
11570.00	34.15	PK	V	20.83	48.96	74.00	25.04
11570.00	22.95	AV	V	20.83	37.76	54.00	16.24
17355.00	35.01	PK	V	27.74	56.73	68.20	11.47
High Channel: 5825 MHz							
5825.00	72.04	PK	H	39.46	105.48	N/A	N/A
5825.00	60.32	AV	H	39.46	93.76	N/A	N/A
5825.00	75.48	PK	V	39.46	108.92	N/A	N/A
5825.00	63.14	AV	V	39.46	96.58	N/A	N/A
5850.00	31.54	PK	V	39.49	65.01	122.20	57.19
5855.00	30.69	PK	V	39.51	64.18	110.80	46.62
5875.00	34.25	PK	V	39.60	67.83	105.20	37.37
5925.00	29.38	PK	V	39.68	63.04	68.20	5.16
11650.00	33.55	PK	V	21.07	48.60	74.00	25.40
11650.00	21.54	AV	V	21.07	36.59	54.00	17.41
17475.00	34.29	PK	V	28.61	56.88	68.20	11.32

802.11ac vht40 (MIMO mode was the worst):

Frequency (MHz)	Receiver		Polar (H/V)	Factor (dB/m)	Result (dBμV/m)	Limit (dBμV/m)	Margin (dB)
	Reading (dBμV)	Detector					
Low Channel: 5755MHz							
5755.00	69.32	PK	H	39.45	102.75	N/A	N/A
5755.00	58.64	AV	H	39.45	92.07	N/A	N/A
5755.00	70.65	PK	V	39.45	104.08	N/A	N/A
5755.00	59.32	AV	V	39.45	92.75	N/A	N/A
5725.00	35.26	PK	V	39.48	68.72	122.20	53.48
5720.00	34.57	PK	V	39.49	68.04	110.80	42.76
5700.00	32.36	PK	V	39.51	65.85	105.20	39.35
5650.00	29.64	PK	V	39.49	63.11	68.20	5.09
11510.00	35.22	PK	V	20.67	49.87	74.00	24.13
11510.00	22.16	AV	V	20.67	36.81	54.00	17.19
17265.00	33.67	PK	V	26.94	54.59	68.20	13.61
High Channel: 5795 MHz							
5795.00	69.24	PK	H	39.43	102.65	N/A	N/A
5795.00	58.64	AV	H	39.43	92.05	N/A	N/A
5795.00	69.24	PK	V	39.43	102.65	N/A	N/A
5795.00	57.64	AV	V	39.43	91.05	N/A	N/A
5850.00	31.54	PK	V	39.49	65.01	122.20	57.19
5855.00	32.65	PK	V	39.51	66.14	110.80	44.66
5875.00	31.24	PK	V	39.60	64.82	105.20	40.38
5925.00	30.14	PK	V	39.68	63.80	68.20	4.40
11590.00	34.65	PK	V	20.88	49.51	74.00	24.49
11590.00	22.58	AV	V	20.88	37.44	54.00	16.56
17385.00	35.21	PK	V	28.07	57.26	68.20	10.94

802.11ac vht80 (MIMO mode was the worst):

Frequency (MHz)	Receiver		Polar (H/V)	Factor (dB/m)	Result (dBμV/m)	Limit (dBμV/m)	Margin (dB)
	Reading (dBμV)	Detector					
5775.00	64.25	PK	H	39.44	97.67	N/A	N/A
5775.00	45.08	AV	H	39.44	78.50	N/A	N/A
5775.00	67.24	PK	V	39.44	100.66	N/A	N/A
5775.00	49.21	AV	V	39.44	82.63	N/A	N/A
5725.00	34.65	PK	V	39.48	68.11	122.20	54.09
5720.00	34.66	PK	V	39.49	68.13	110.80	42.67
5700.00	33.65	PK	V	39.51	67.14	105.20	38.06
5650.00	29.24	PK	V	39.49	62.71	68.20	5.49
5850.00	32.65	PK	V	39.49	66.12	122.20	56.08
5855.00	33.21	PK	V	39.51	66.70	110.80	44.10
5875.00	34.05	PK	V	39.60	67.63	105.20	37.57
5925.00	30.65	PK	V	39.68	64.31	68.20	3.89
11550.00	34.65	PK	V	20.78	49.41	74.00	24.59
11550.00	22.65	AV	V	20.78	37.41	54.00	16.59
17325.00	33.37	PK	V	27.41	54.76	68.20	13.44

Note:

Result = Reading + Factor- Distance extrapolation Factor

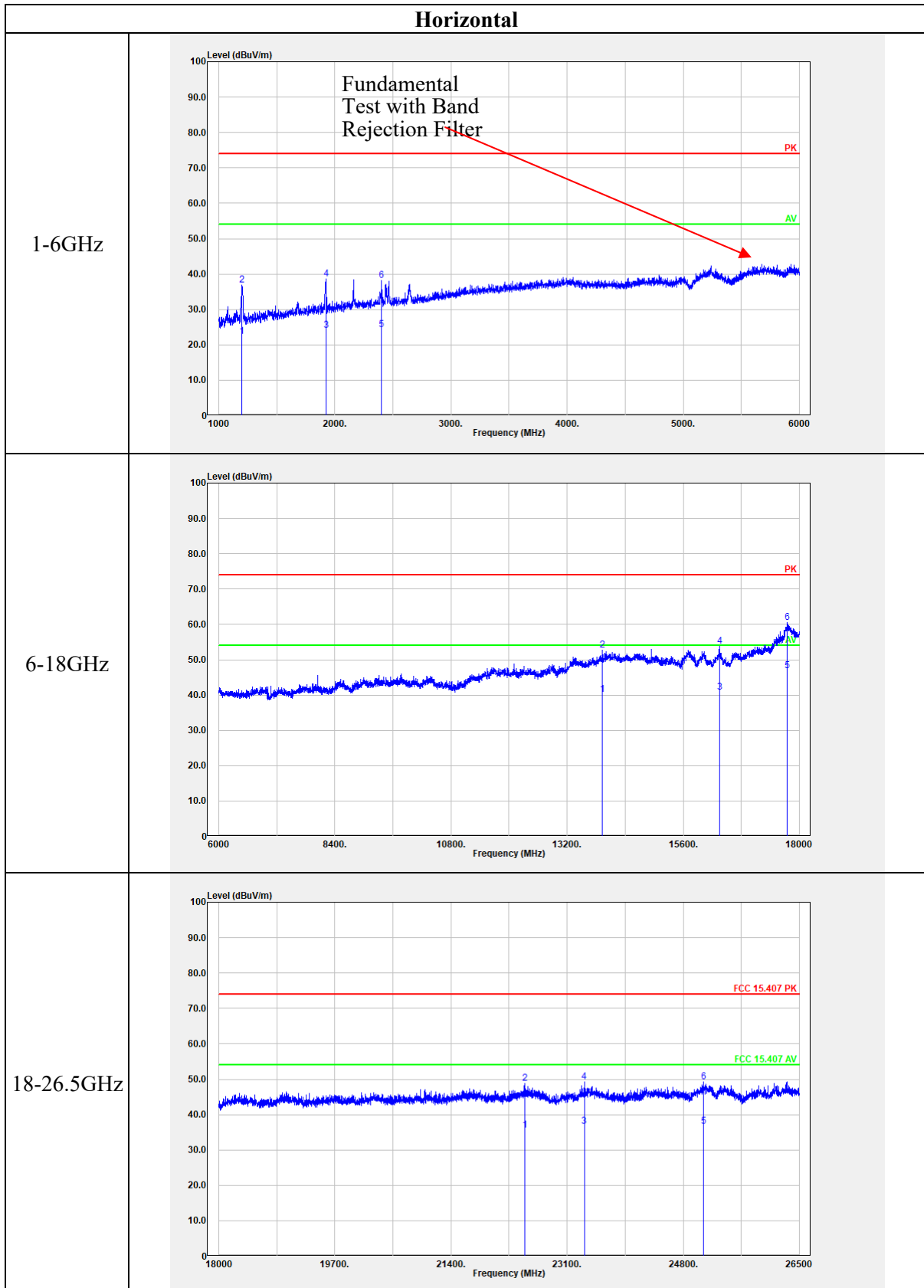
For 1-26.5GHz:

Distance extrapolation Factor = $20 \log(\text{specific distance [3m]}/\text{test distance [1.5m]})$ dB= 6.02 dB

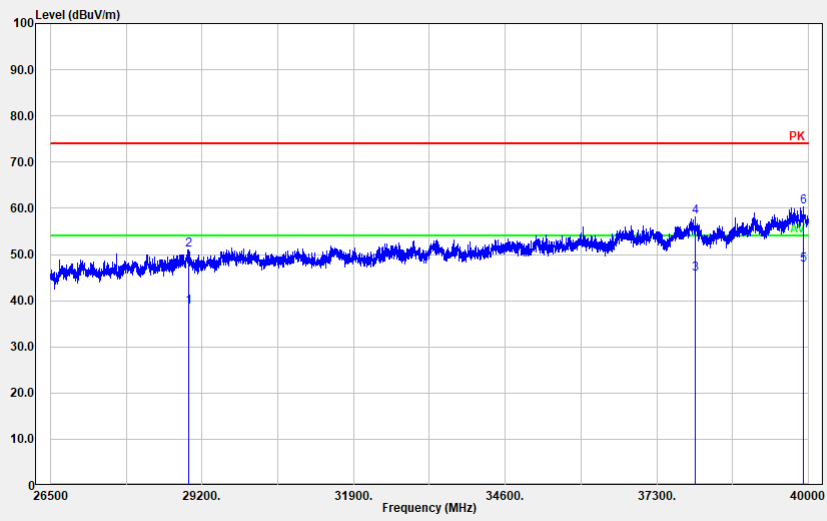
For 26.5-40GHz:

Distance extrapolation Factor = $20 \log(\text{specific distance [3m]}/\text{test distance [1m]})$ dB= 9.54 dB

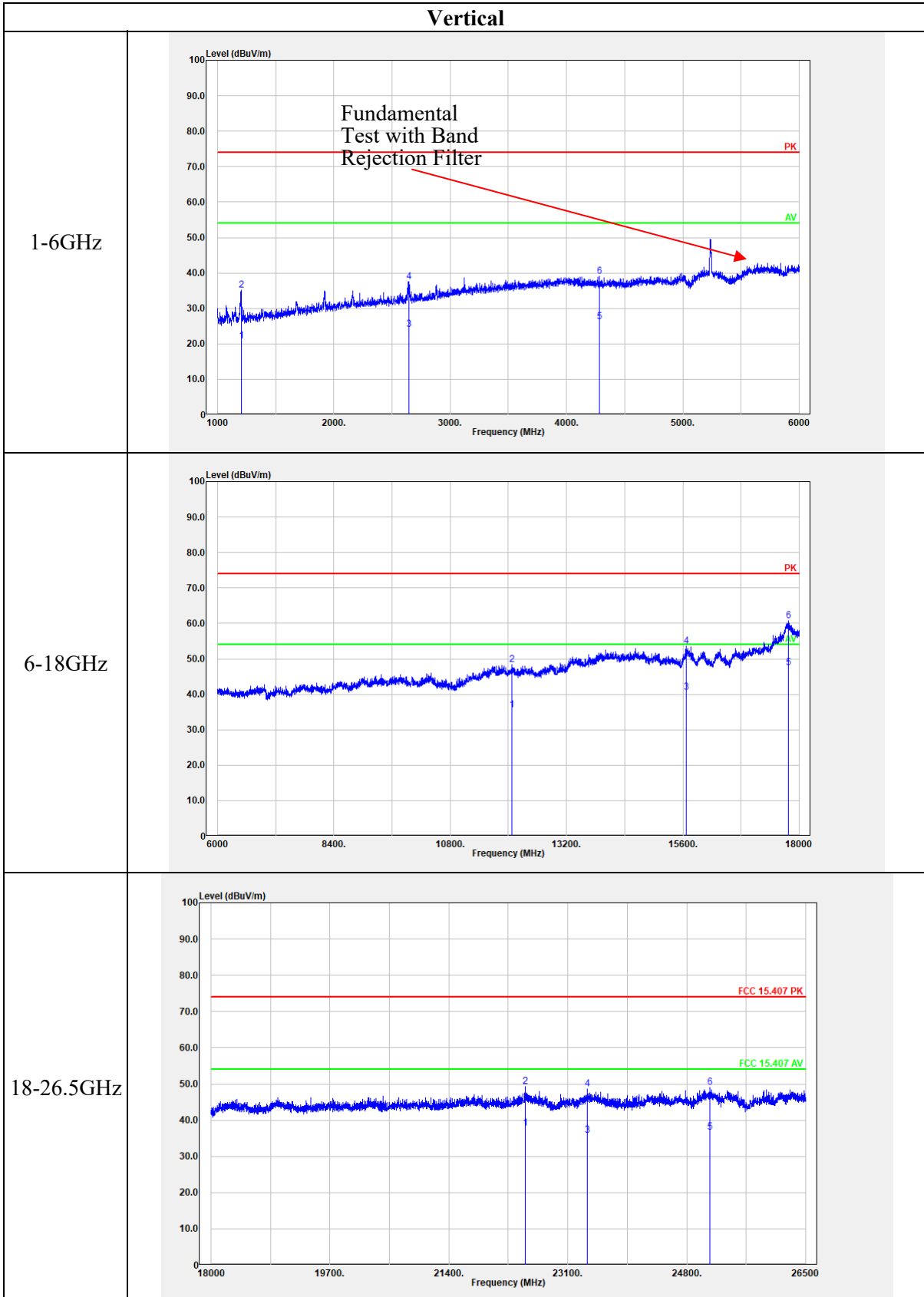
Worst Test plots(PCB Antenna 802.11a Chain 1 high channel was the worst)
 M1 The black board



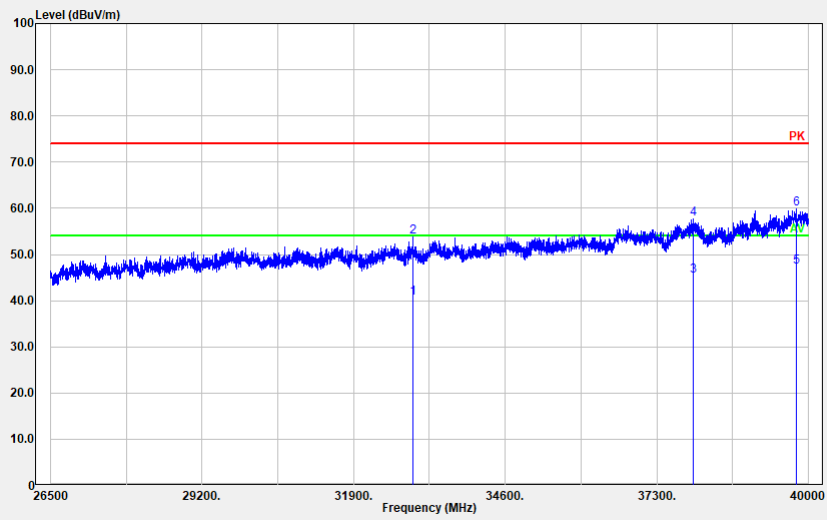
26.5-40GHz



Vertical



26.5-40GHz



4.3 26dB attenuated below the channel power:

Serial Number:	CR22030056-RF-S1	Test Date:	2022-04-14~2022-05-10
Test Site:	RF	Test Mode:	Transmitting
Tester:	Julie Tan	Test Result:	Pass

Environmental Conditions:					
Temperature: (°C)	27.2~28.2	Relative Humidity: (%)	43~45	ATM Pressure: (kPa)	100.3~100.6

Test Equipment List and Details:

Manufacturer	Description	Model	Serial Number	Calibration Date	Calibration Due Date
R&S	Spectrum Analyzer	FSU26	200256	2021-07-22	2022-07-21
Unknown	Coaxial Cable	C-SJ00-0010	C0010/01	Each time	N/A

* *Statement of Traceability: China Certification ICT Co., Ltd (Dongguan) attests that all calibrations have been performed, traceable to National Primary Standards and International System of Units (SI).*

Test Data:

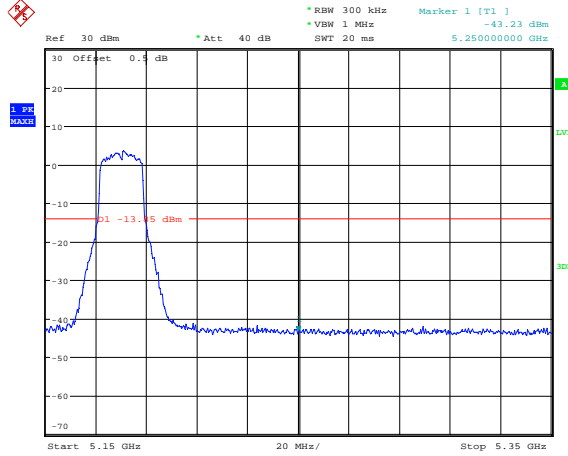
Note: the requirement is for 5150-5250 MHz band. The channel power please refer to the power test result in section 4.5.

5150-5250MHz:

Chain 0:

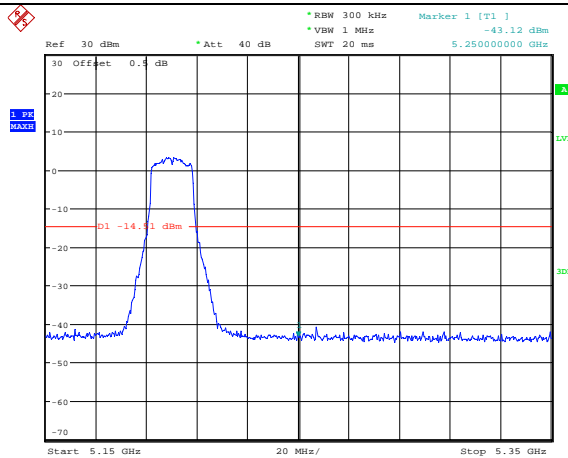
26dB attenuated below the channel power

802.11a
Lowest Channel



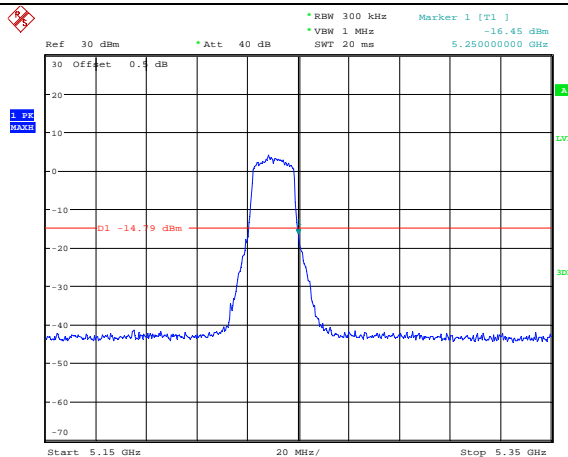
Date: 14.APR.2022 18:06:41

802.11a
Middle Channel



Date: 14.APR.2022 18:19:59

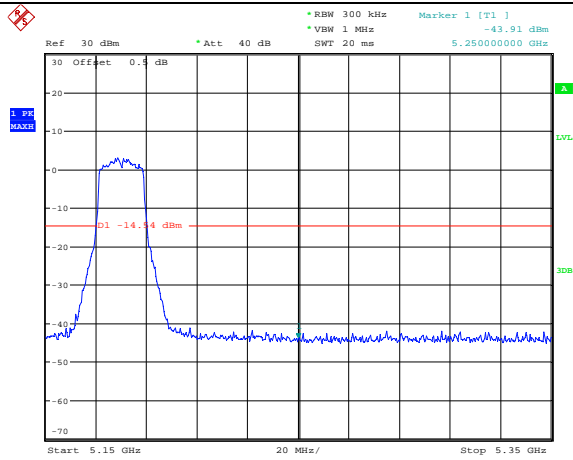
802.11a
Highest Channel



Date: 14.APR.2022 18:17:08

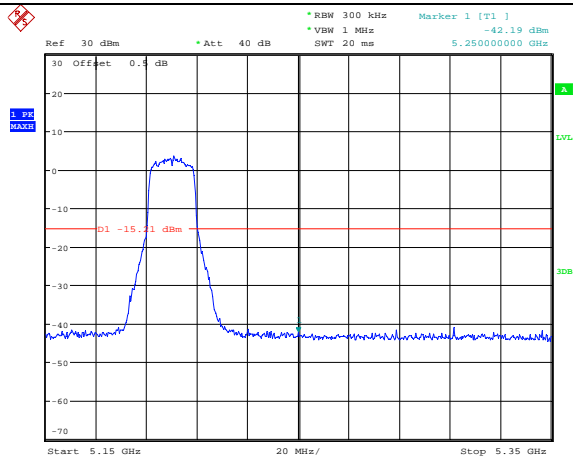
26dB attenuated below the channel power

802.11n ht20
Lowest Channel



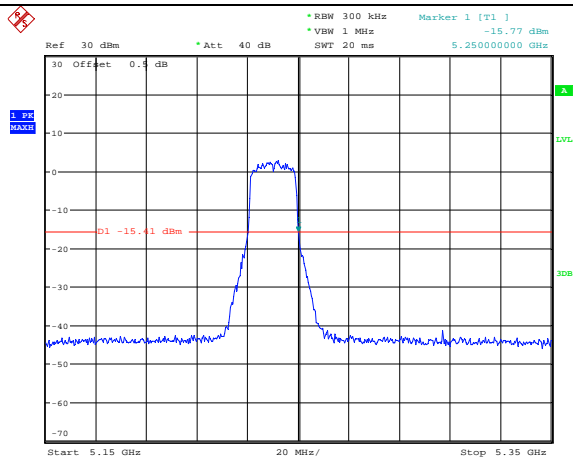
Date: 14.APR.2022 18:21:47

802.11n ht20
Middle Channel



Date: 14.APR.2022 18:24:27

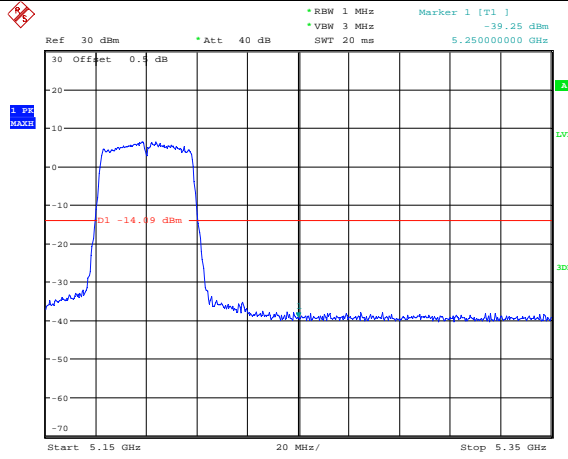
802.11n ht20
Highest Channel



Date: 14.APR.2022 18:25:41

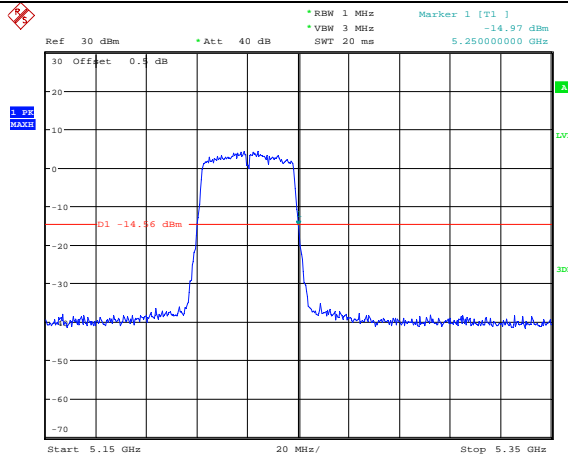
26dB attenuated below the channel power

802.11n ht40
Lowest Channel



Date: 14.APR.2022 19:23:18

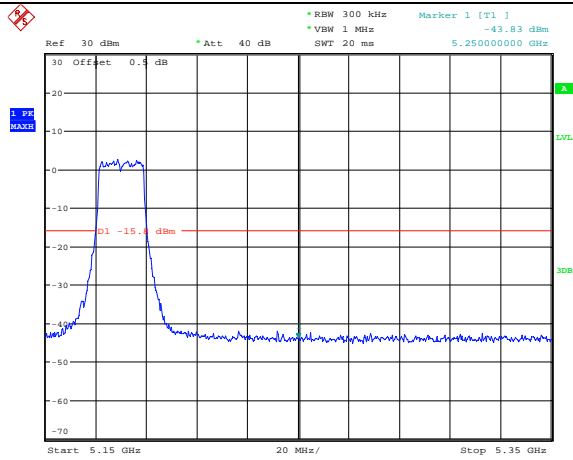
802.11n ht40
Highest Channel



Date: 14.APR.2022 19:24:49

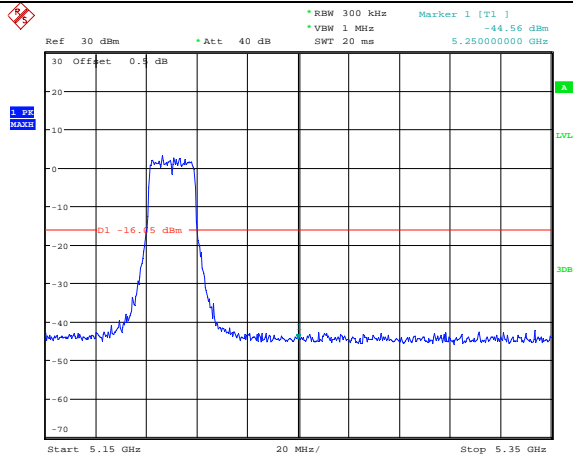
26dB attenuated below the channel power

802.11ac vht20
Lowest Channel



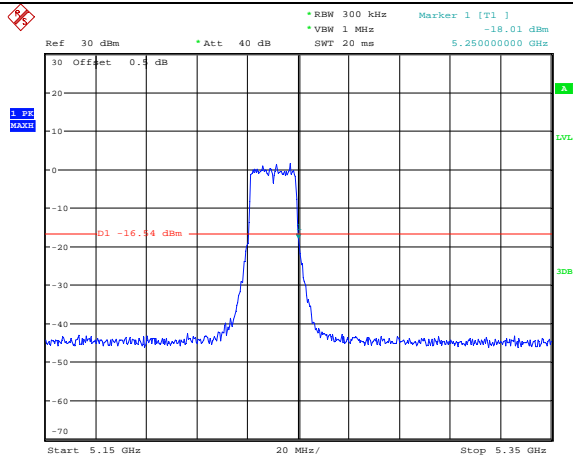
Date: 14.APR.2022 19:06:12

802.11ac vht20
Middle Channel



Date: 14.APR.2022 19:07:18

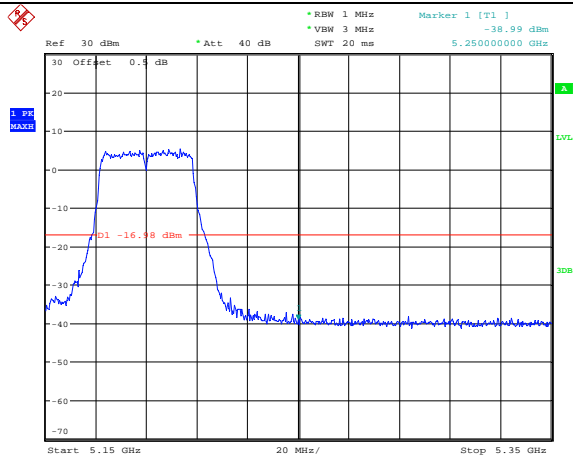
802.11ac vht20
Highest Channel



Date: 14.APR.2022 19:08:56

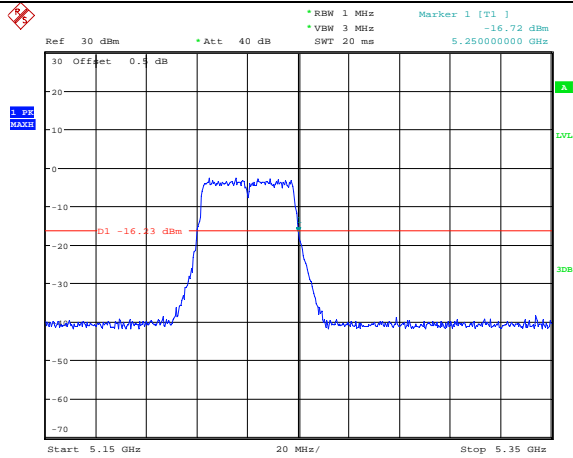
26dB attenuated below the channel power

802.11ac vht40
Lowest Channel



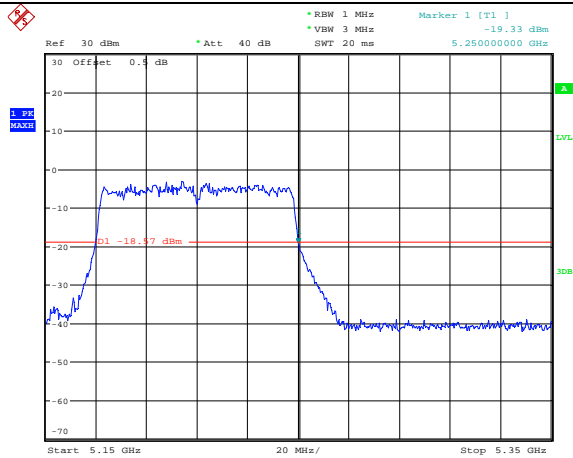
Date: 14.APR.2022 19:27:11

802.11ac vht40
Highest Channel



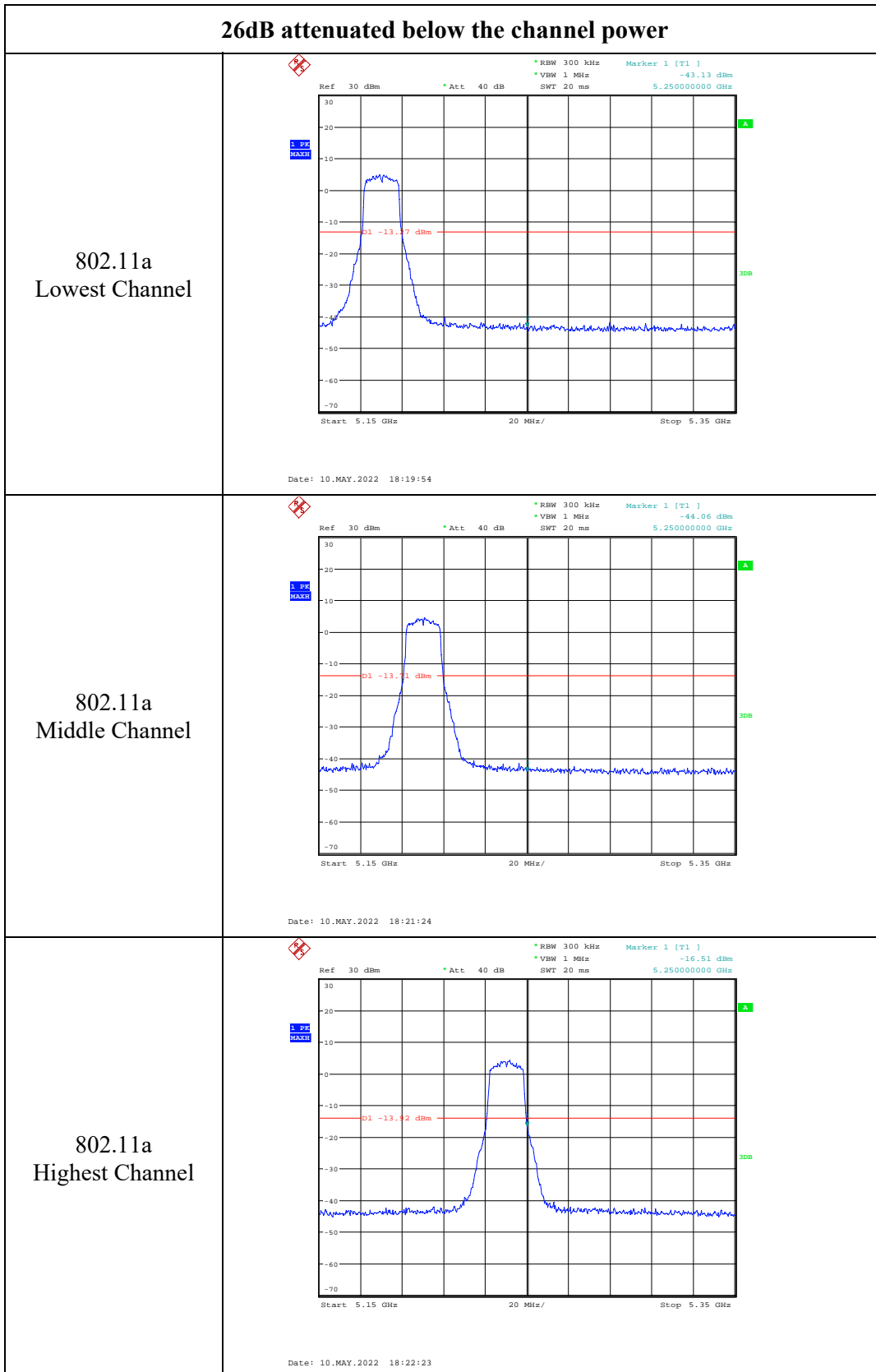
Date: 14.APR.2022 19:31:04

802.11ac vht80
Middle Channel



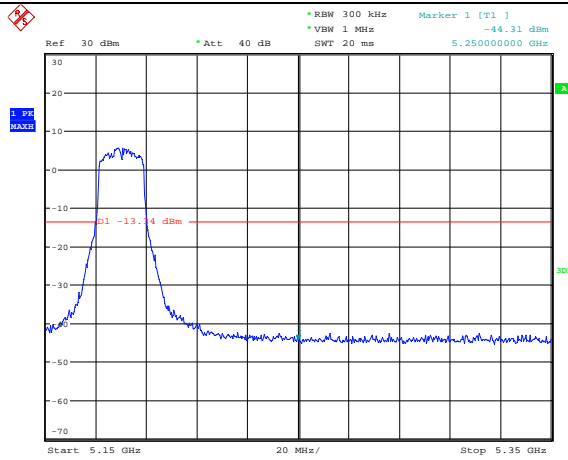
Date: 14.APR.2022 19:34:18

Chain 1:



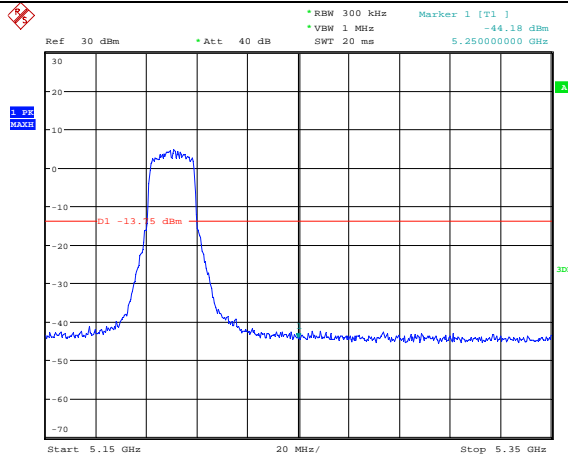
26dB attenuated below the channel power

802.11n ht20
Lowest Channel



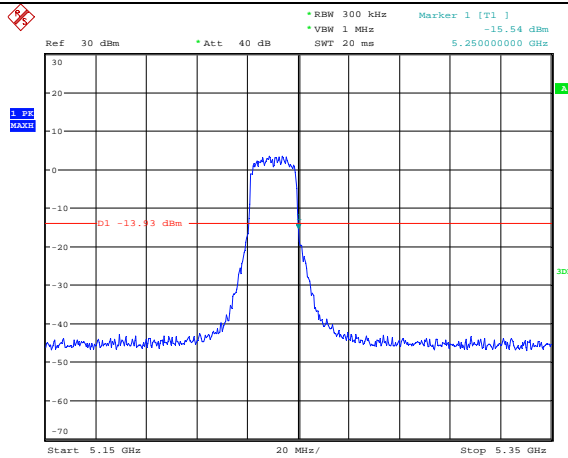
Date: 10.MAY.2022 20:33:38

802.11n ht20
Middle Channel



Date: 10.MAY.2022 20:34:28

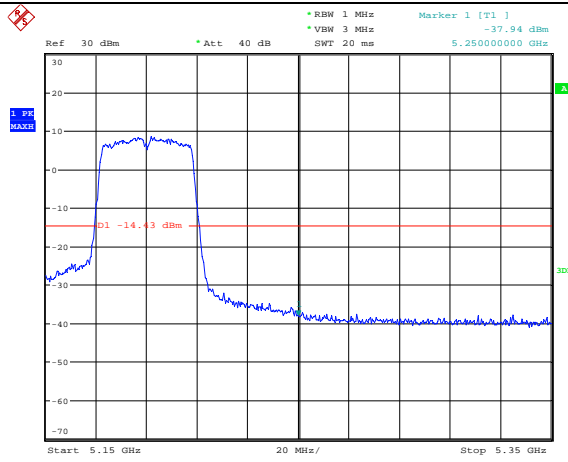
802.11n ht20
Highest Channel



Date: 10.MAY.2022 18:24:47

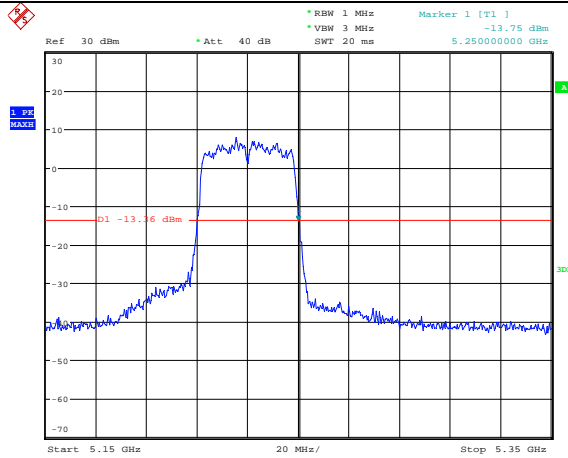
26dB attenuated below the channel power

802.11n ht40
Lowest Channel



Date: 10.MAY.2022 20:41:26

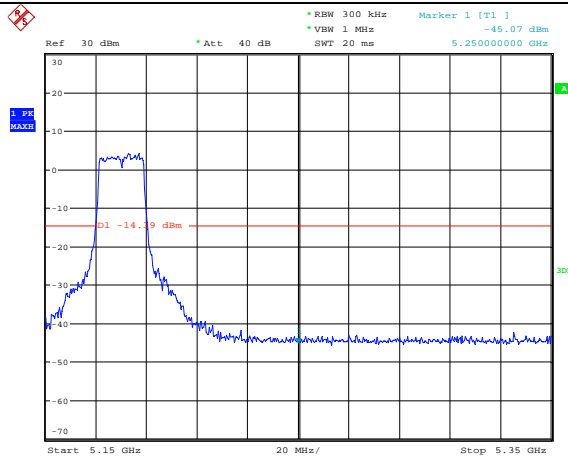
802.11n ht40
Highest Channel



Date: 10.MAY.2022 20:43:14

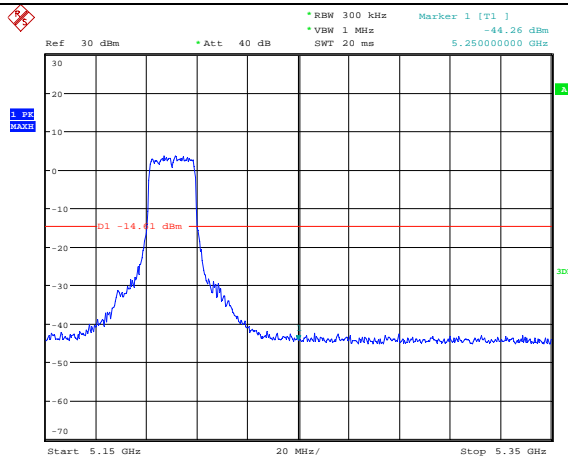
26dB attenuated below the channel power

802.11ac vht20
Lowest Channel



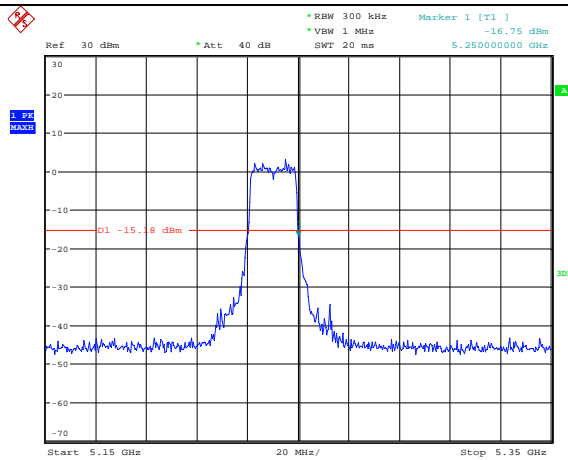
Date: 10.MAY.2022 20:38:30

802.11ac vht20
Middle Channel



Date: 10.MAY.2022 20:37:38

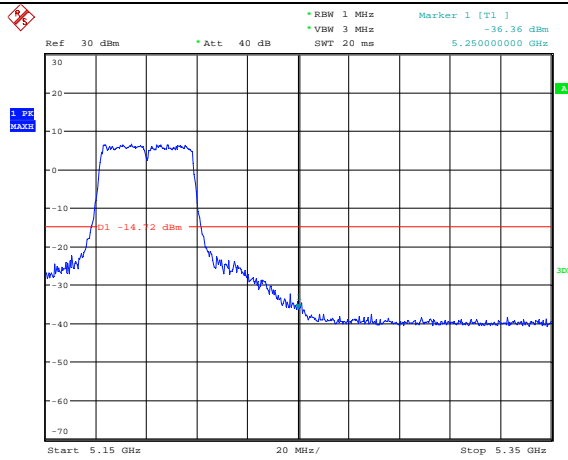
802.11ac vht20
Highest Channel



Date: 10.MAY.2022 20:39:40

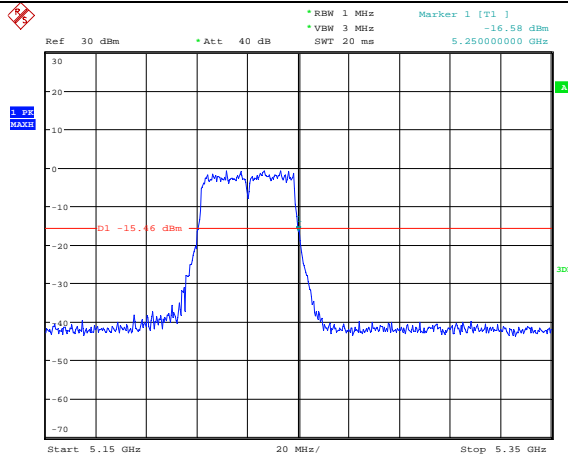
26dB attenuated below the channel power

802.11ac vht40
Lowest Channel



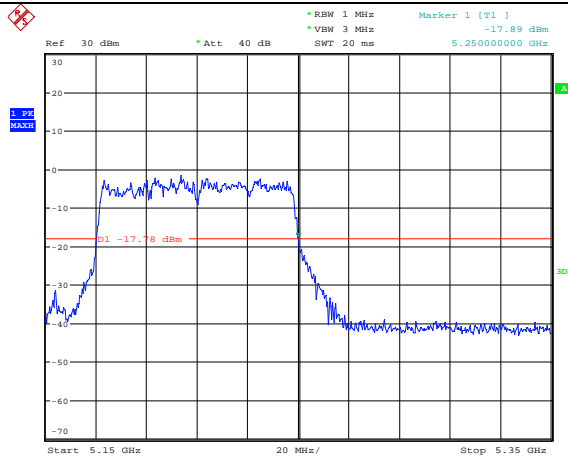
Date: 10.MAY.2022 20:45:37

802.11ac vht40
Highest Channel



Date: 10.MAY.2022 20:47:45

802.11ac vht80
Middle Channel



Date: 10.MAY.2022 20:50:21

4.4 Emission Bandwidth:

Serial Number:	CR22030056-RF-S1	Test Date:	2022-04-14
Test Site:	RF	Test Mode:	Transmitting
Tester:	Julie Tan	Test Result:	Pass

Environmental Conditions:

Temperature: (°C)	27.2	Relative Humidity: (%)	43	ATM Pressure: (kPa)	100.3
----------------------	------	------------------------------	----	------------------------	-------

Test Equipment List and Details:

Manufacturer	Description	Model	Serial Number	Calibration Date	Calibration Due Date
R&S	Spectrum Analyzer	FSU26	200256	2021-07-22	2022-07-21
Unknown	Coaxial Cable	C-SJ00-0010	C0010/01	Each time	N/A

* Statement of Traceability: China Certification ICT Co., Ltd (Dongguan) attests that all calibrations have been performed, traceable to National Primary Standards and International System of Units (SI).

Test Data:

5150-5250 MHz:

Test Modes	Test Frequency (MHz)	26 dB Bandwidth (MHz)	99% Occupied Bandwidth (MHz)
802.11a	5180	23.280	16.880
	5200	23.520	16.880
	5240	23.280	16.880
802.11n ht20	5180	24.640	18.000
	5200	25.520	18.000
	5240	23.920	18.080
802.11n ht40	5190	41.120	36.480
	5230	41.760	36.480
802.11ac vht20	5180	24.400	18.000
	5200	24.480	17.920
	5240	23.920	18.000
802.11ac vht40	5190	41.280	36.480
	5230	41.120	36.480
802.11ac vht80	5210	89.920	76.800

Note: Test only was performed at Chain 0.

5250-5350 MHz:

Test Modes	Test Frequency(MHz)	26 dB Bandwidth (MHz)	99% Occupied Bandwidth (MHz)
802.11a	5260	22.800	16.880
	5280	23.520	16.880
	5320	23.440	16.880
802.11n ht20	5260	24.000	18.000
	5280	24.240	18.000
	5320	24.320	18.000
802.11n ht40	5270	41.600	36.480
	5310	41.280	36.480
802.11ac vht20	5260	24.240	18.000
	5280	24.080	18.000
	5320	23.760	18.000
802.11ac vht40	5270	41.600	36.480
	5310	41.440	36.480
802.11ac vht80	5290	90.240	76.800
Note: Test only was performed at Chain 0.			

5470-5725 MHz:

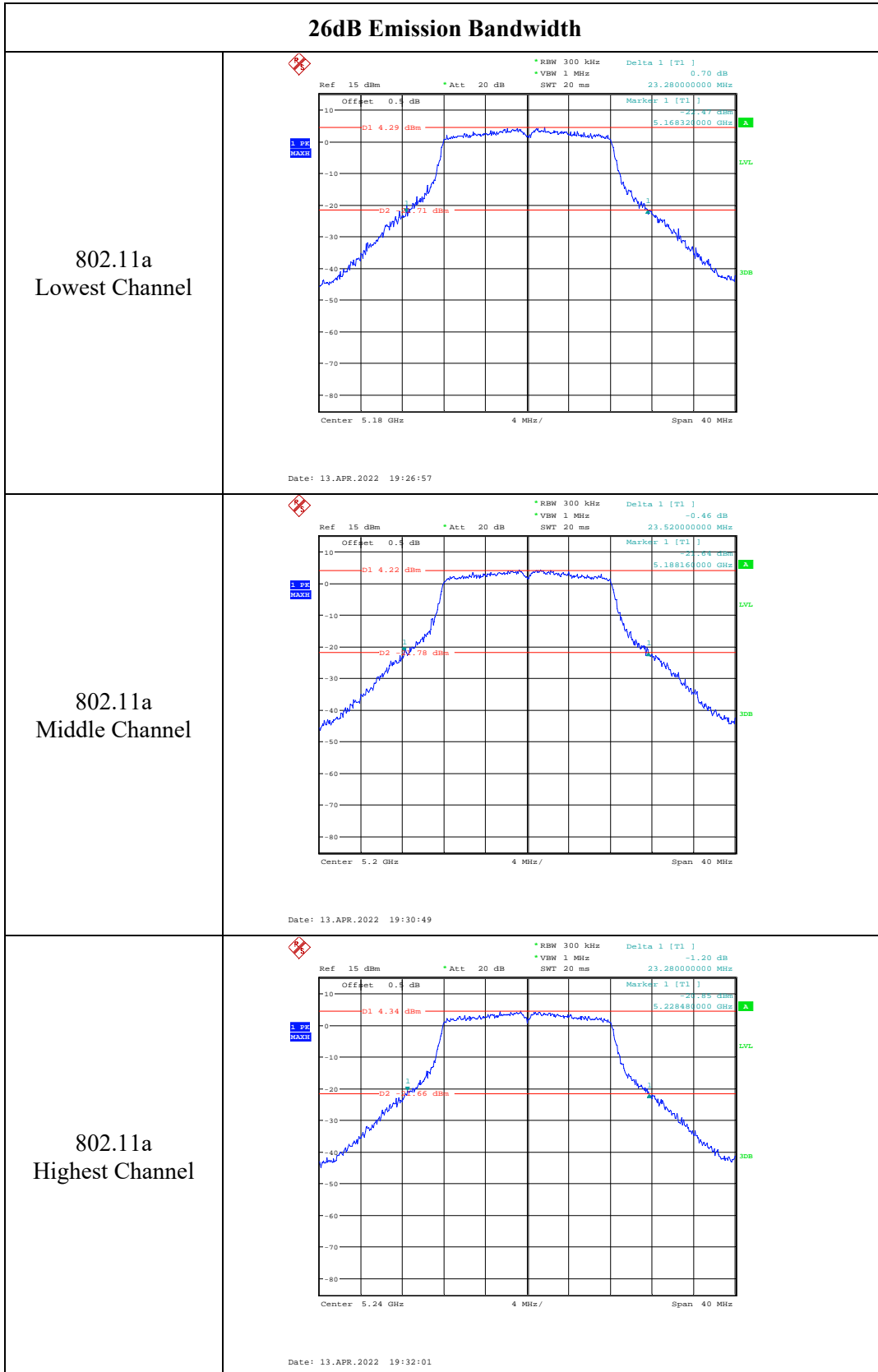
Test Modes	Test Frequency (MHz)	26 dB Bandwidth (MHz)	99% Occupied Bandwidth (MHz)
802.11a	5500	23.440	16.880
	5580	23.120	16.880
	5700	23.120	16.800
802.11n ht20	5500	24.400	18.000
	5580	24.640	18.000
	5700	23.920	17.920
802.11n ht40	5510	40.960	36.480
	5550	41.280	36.480
	5670	41.280	36.480
802.11ac vht20	5500	24.240	18.000
	5580	24.320	17.920
	5700	24.160	17.920
802.11ac vht40	5510	41.440	36.480
	5550	41.440	36.480
	5670	41.440	36.480
802.11ac vht80	5530	90.560	76.800
	5610	85.231	76.154

Note: Test only was performed at Chain 0.

5725-5850 MHz:

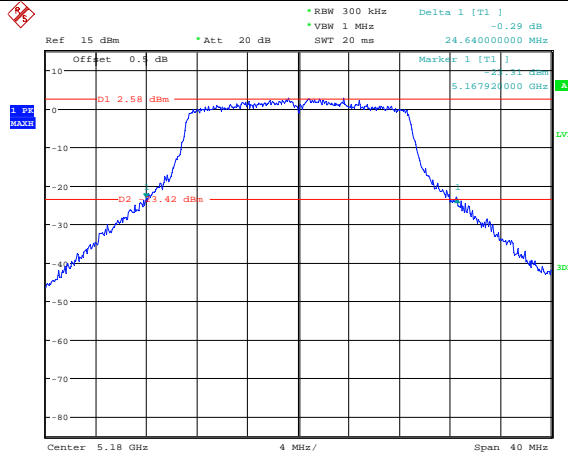
Test Modes	Test Frequency(MHz)	6 dB Bandwidth (MHz)	99% Occupied Bandwidth (MHz)
802.11a	5745	15.680	16.880
	5785	15.600	16.880
	5825	15.520	16.880
802.11n ht20	5745	16.000	18.080
	5785	15.360	17.920
	5825	15.360	17.920
802.11n ht40	5755	35.520	36.480
	5795	36.000	36.480
802.11ac vht20	5745	15.760	17.920
	5785	16.160	18.000
	5825	15.360	17.920
802.11ac vht40	5755	36.000	36.480
	5795	35.680	36.480
802.11ac vht80	5775	76.480	76.800
Note: 6dB Emission Bandwidth Limit: ≥ 0.5 MHz Test only was performed at Chain 0.			

5150-5250MHz:



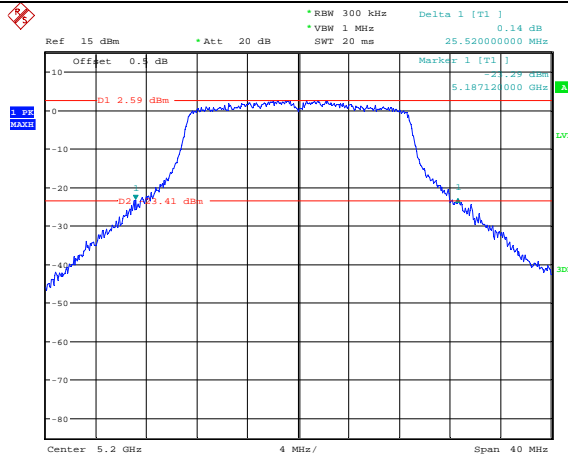
26dB Emission Bandwidth

802.11n ht20
Lowest Channel



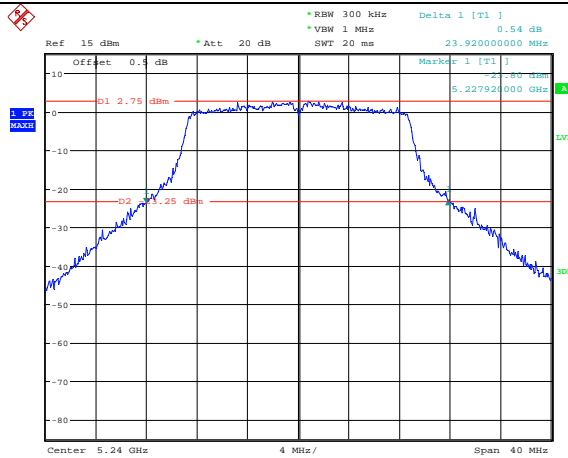
Date: 13.APR.2022 19:42:18

802.11n ht20
Middle Channel



Date: 13.APR.2022 19:44:24

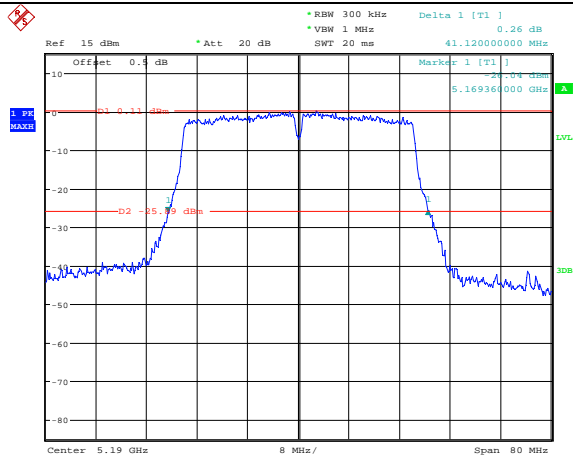
802.11n ht20
Highest Channel



Date: 13.APR.2022 19:40:27

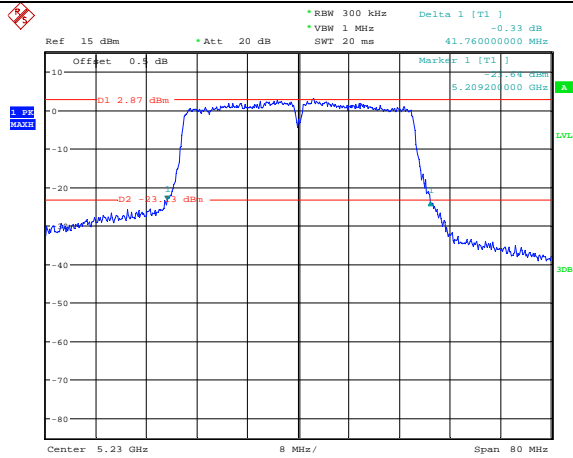
26dB Emission Bandwidth

802.11n ht40
Lowest Channel



Date: 13.APR.2022 20:16:35

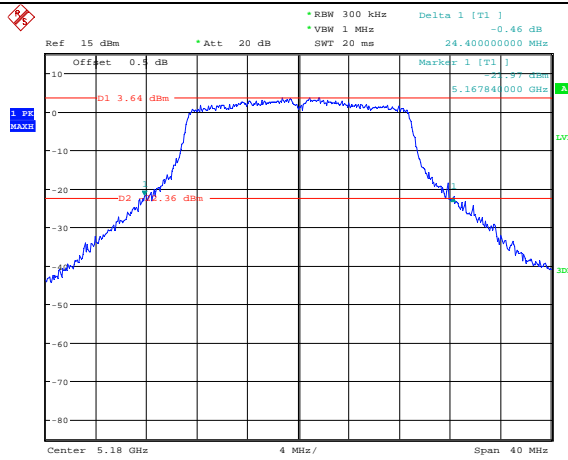
802.11n ht40
Highest Channel



Date: 13.APR.2022 20:22:28

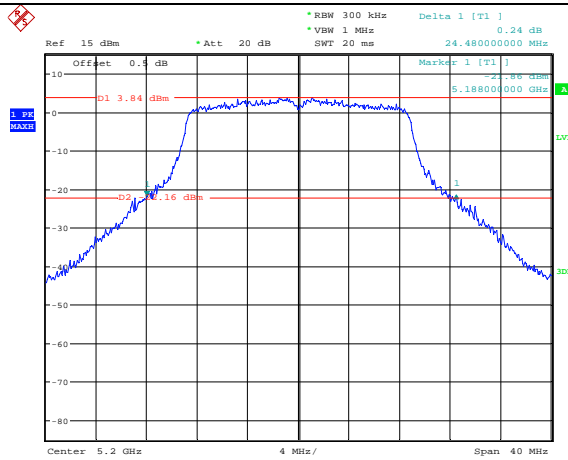
26dB Emission Bandwidth

802.11ac vht20
Lowest Channel



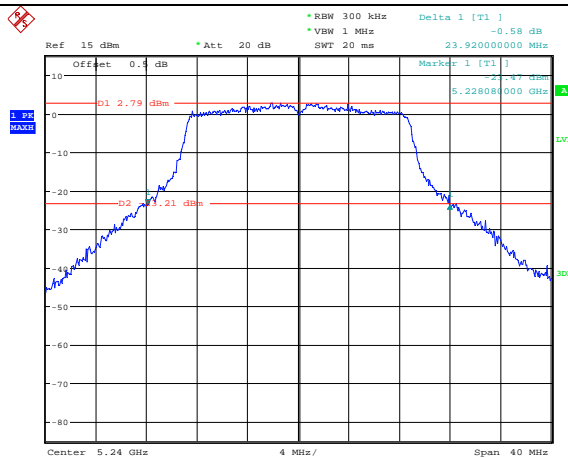
Date: 13.APR.2022 20:27:38

802.11ac vht20
Middle Channel



Date: 13.APR.2022 20:29:08

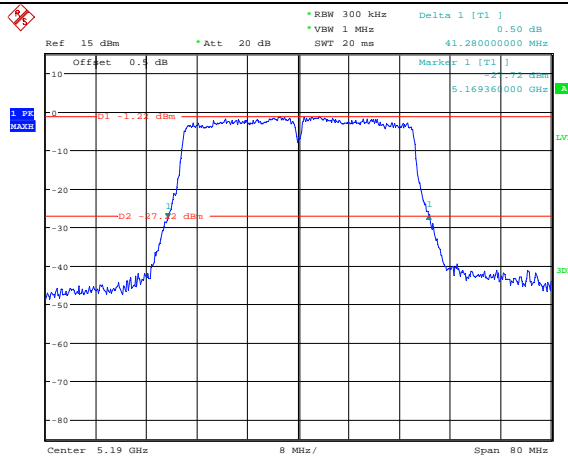
802.11ac vht20
Highest Channel



Date: 13.APR.2022 20:30:49

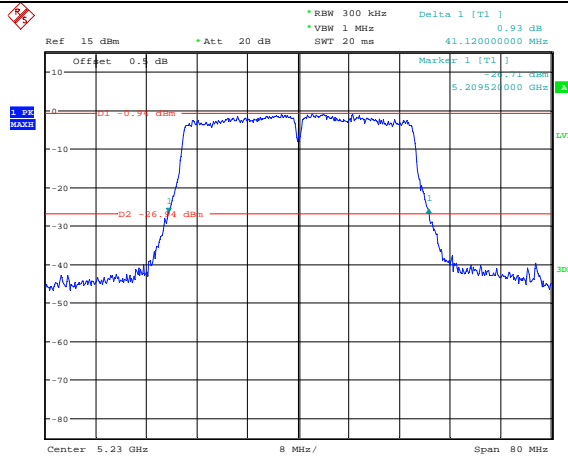
26dB Emission Bandwidth

802.11ac vht40
Lowest Channel



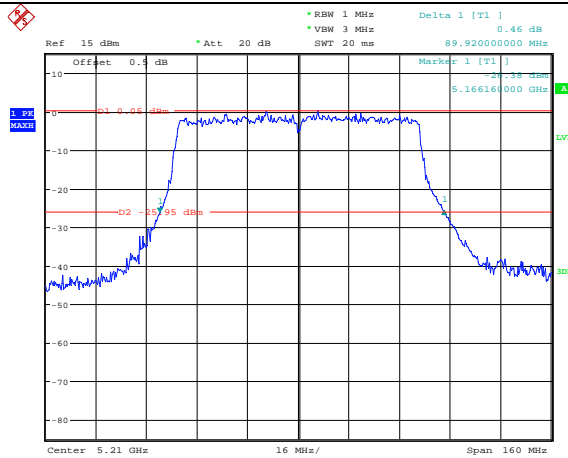
Date: 13.APR.2022 20:35:26

802.11ac vht40
Highest Channel



Date: 13.APR.2022 20:36:51

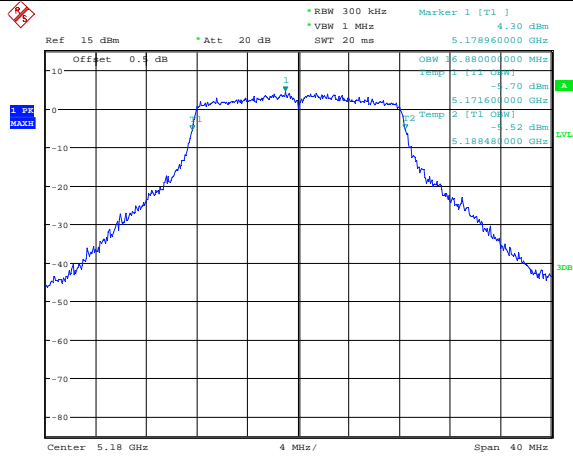
802.11ac vht80
Middle Channel



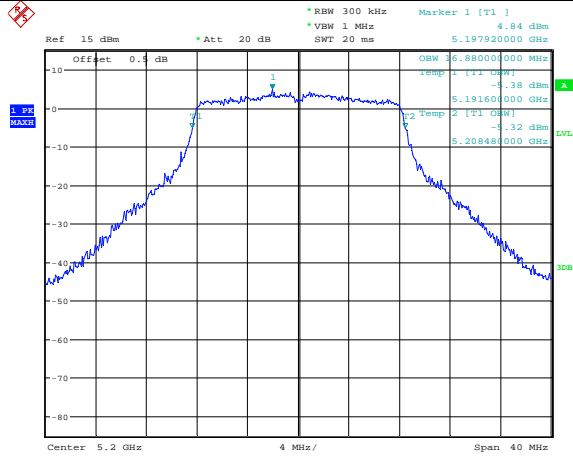
Date: 13.APR.2022 20:01:04

99% Emission Bandwidth

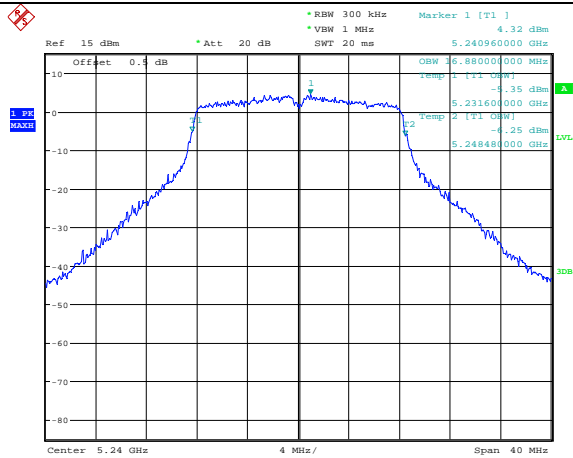
802.11a
Lowest Channel



802.11a
Middle Channel

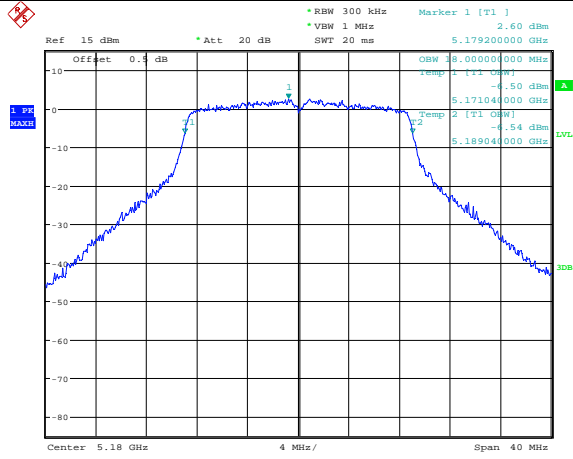


802.11a
Highest Channel



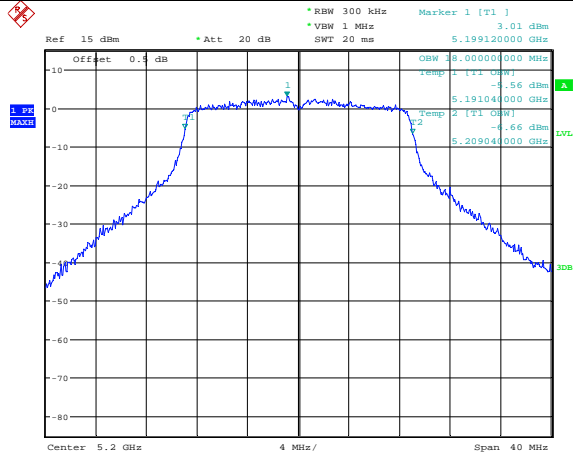
99% Emission Bandwidth

802.11n ht20
Lowest Channel



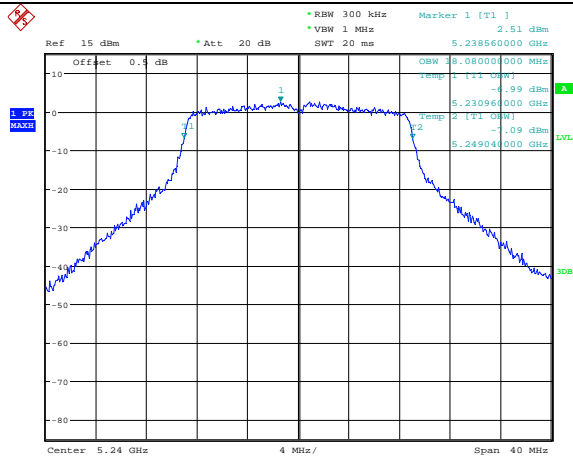
Date: 13.APR.2022 19:42:38

802.11n ht20
Middle Channel



Date: 13.APR.2022 19:44:39

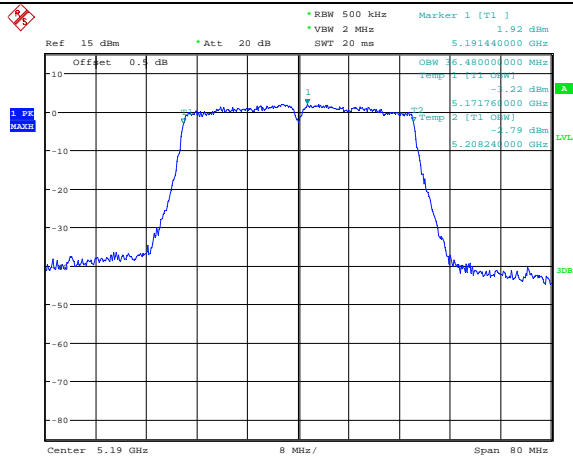
802.11n ht20
Highest Channel



Date: 13.APR.2022 19:40:43

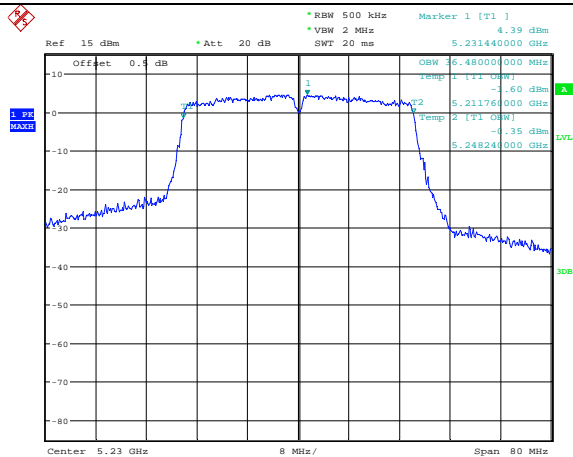
99% Emission Bandwidth

802.11n ht40
Lowest Channel



Date: 13.APR.2022 20:16:54

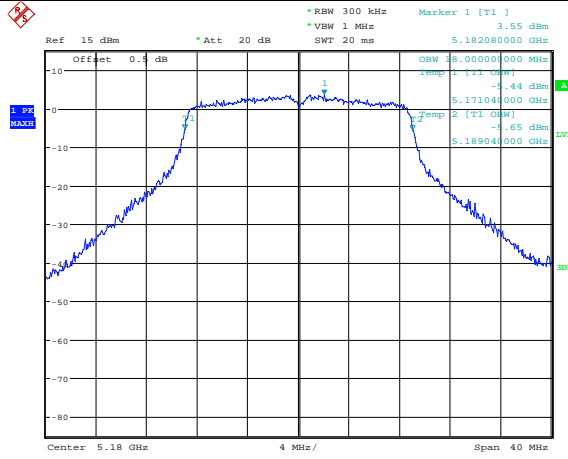
802.11n ht40
Highest Channel



Date: 13.APR.2022 20:22:43

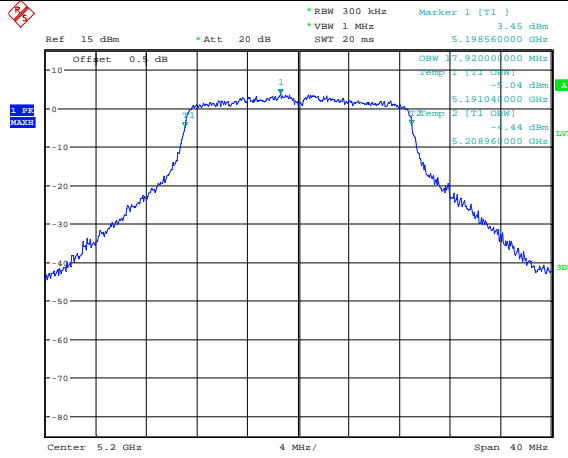
99% Emission Bandwidth

802.11ac vht20
Lowest Channel



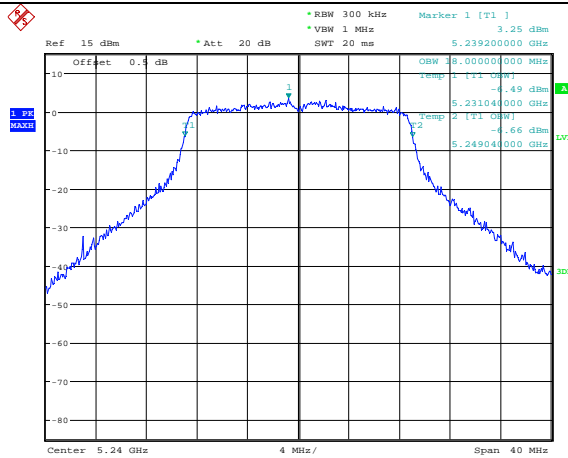
Date: 13.APR.2022 20:27:56

802.11ac vht20
Middle Channel



Date: 13.APR.2022 20:29:23

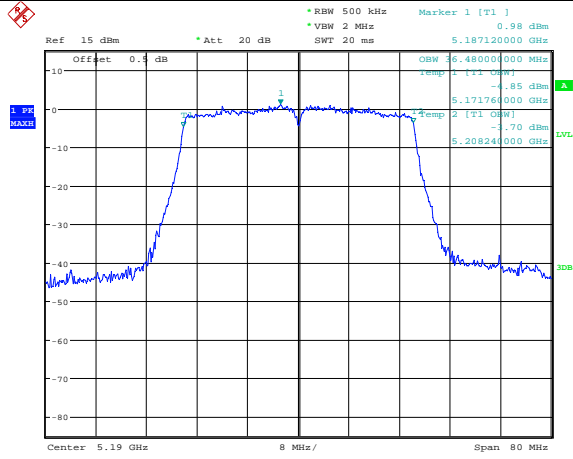
802.11ac vht20
Highest Channel



Date: 13.APR.2022 20:31:08

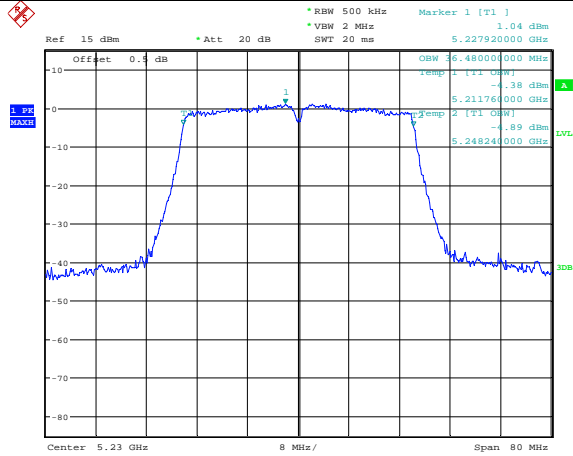
99% Emission Bandwidth

802.11ac vht40
Lowest Channel



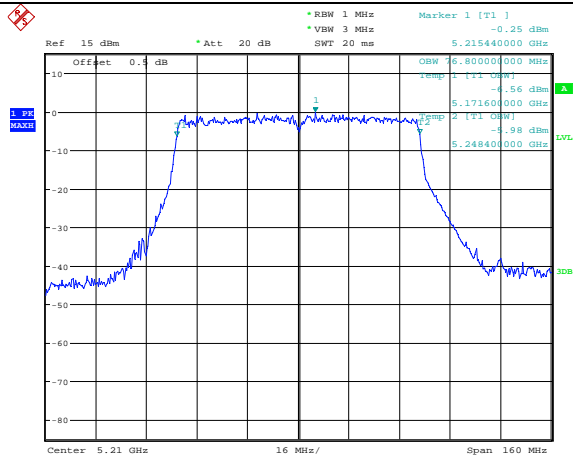
Date: 13.APR.2022 20:35:41

802.11ac vht40
Highest Channel



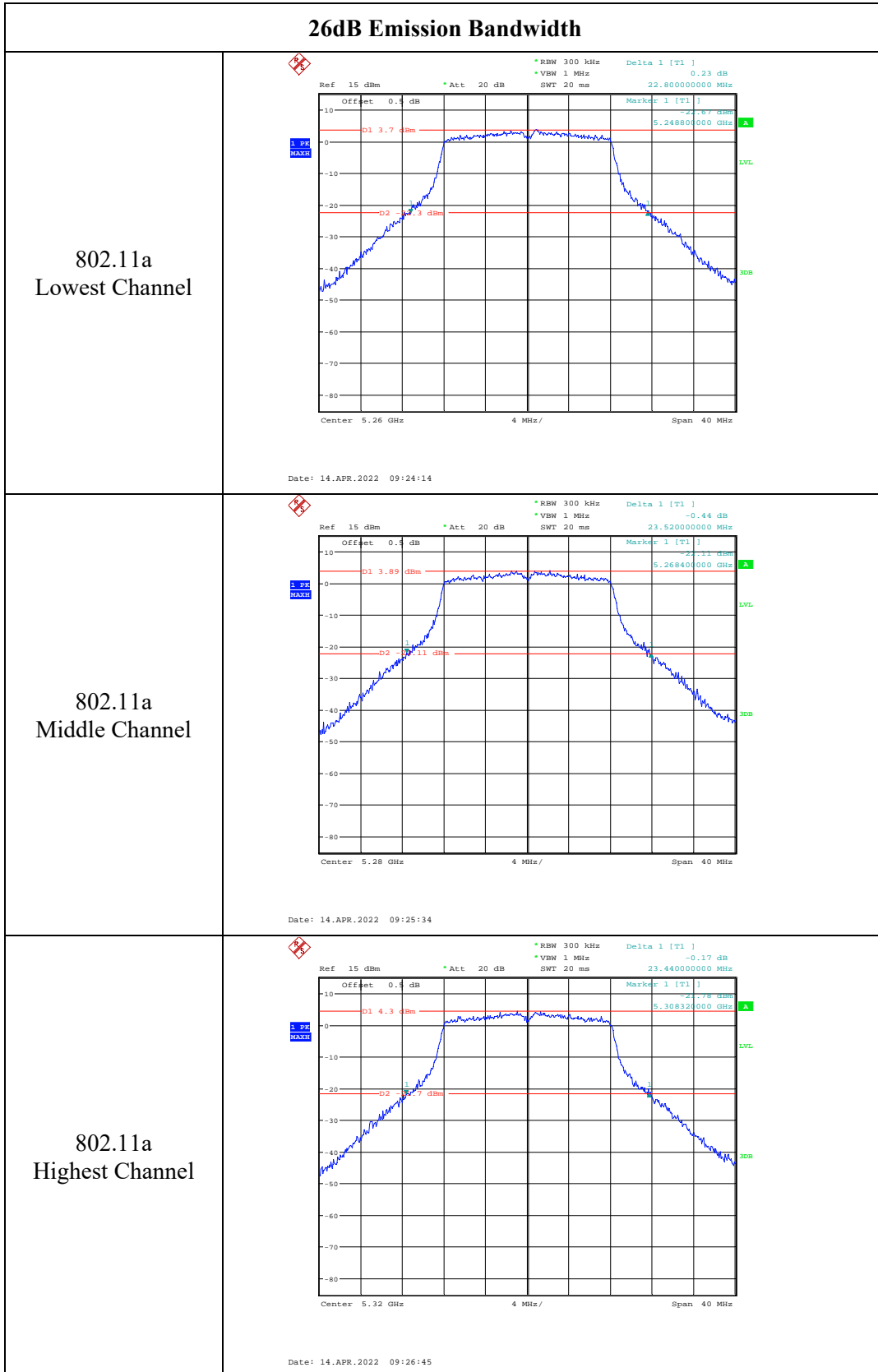
Date: 13.APR.2022 20:37:09

802.11ac vht80
Middle Channel



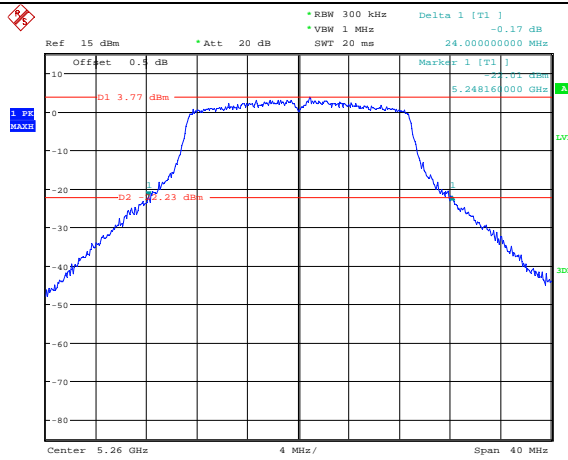
Date: 13.APR.2022 20:01:18

5250-5350MHz:



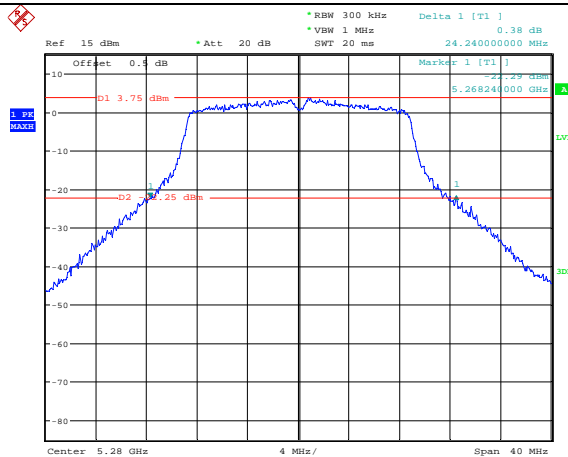
26dB Emission Bandwidth

802.11n ht20
Lowest Channel



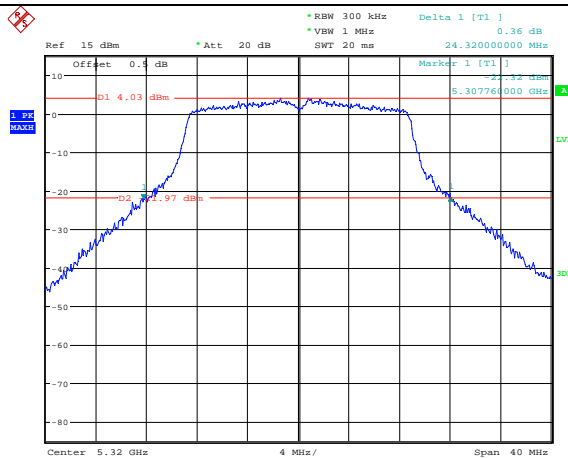
Date: 14.APR.2022 09:29:16

802.11n ht20
Middle Channel



Date: 14.APR.2022 09:31:22

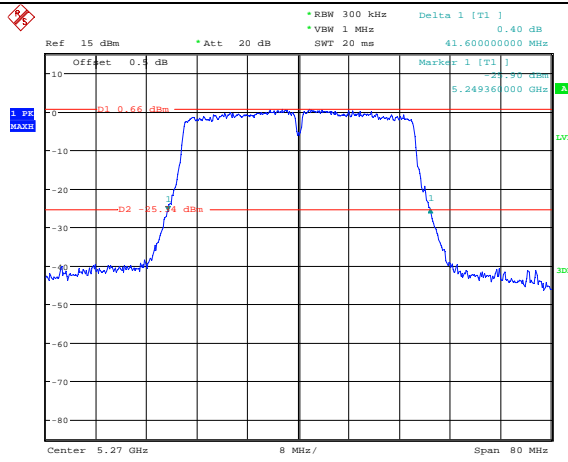
802.11n ht20
Highest Channel



Date: 14.APR.2022 09:28:05

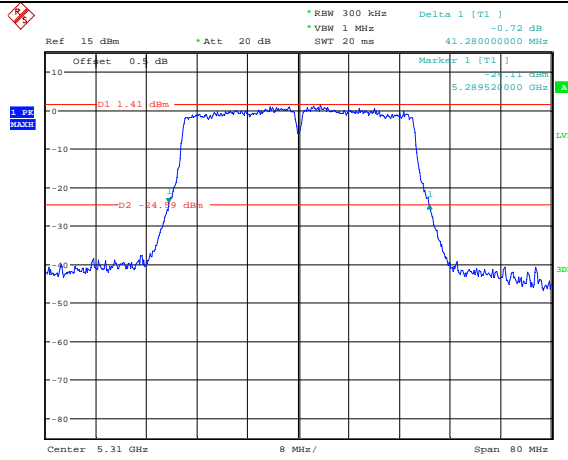
26dB Emission Bandwidth

802.11n ht40
Lowest Channel



Date: 14.APR.2022 09:32:44

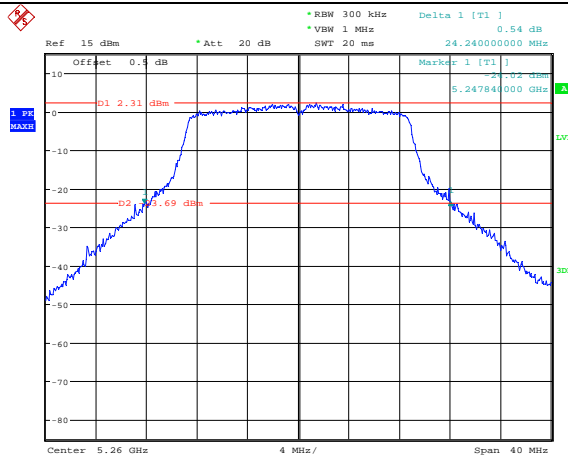
802.11n ht40
Highest Channel



Date: 14.APR.2022 09:33:49

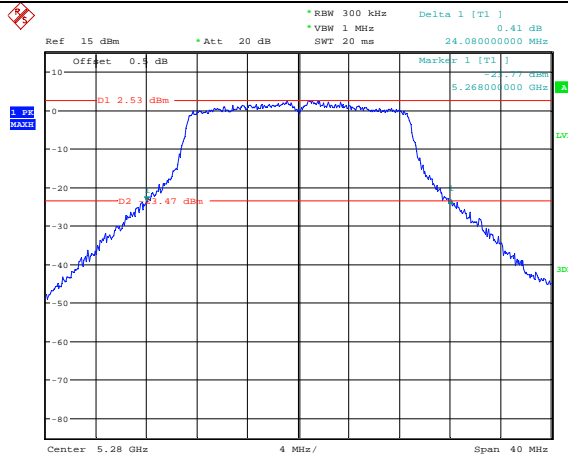
26dB Emission Bandwidth

802.11ac vht20
Lowest Channel



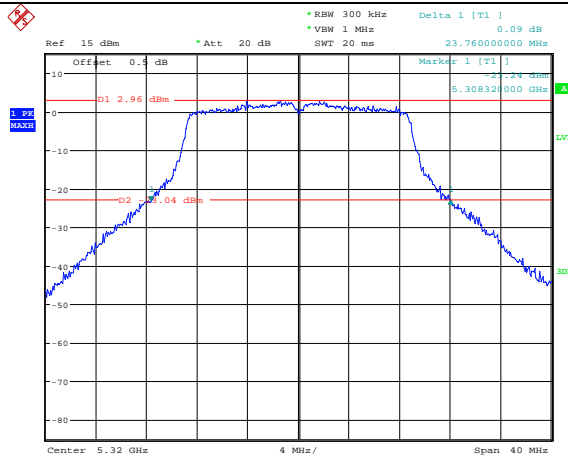
Date: 14.APR.2022 09:35:45

802.11ac vht20
Middle Channel



Date: 14.APR.2022 09:36:58

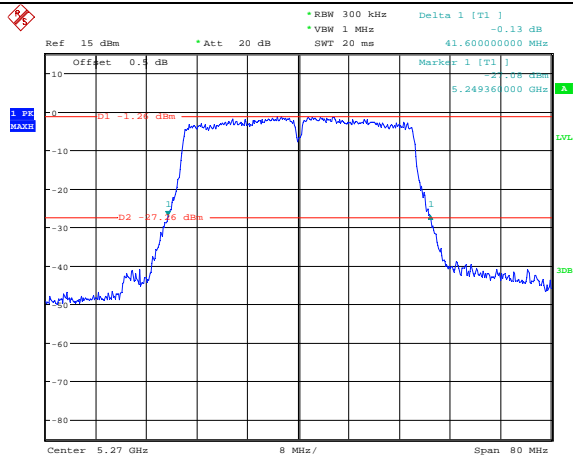
802.11ac vht20
Highest Channel



Date: 14.APR.2022 09:44:31

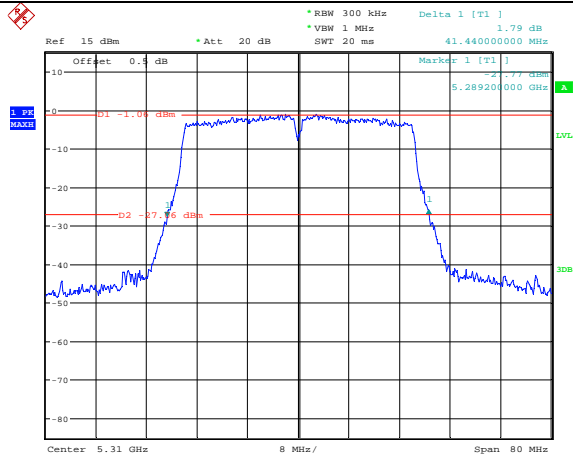
26dB Emission Bandwidth

802.11ac vht40
Lowest Channel



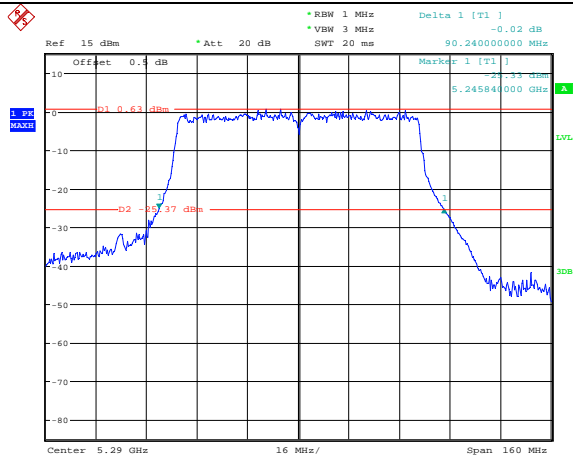
Date: 14.APR.2022 09:46:20

802.11ac vht40
Highest Channel



Date: 14.APR.2022 09:47:44

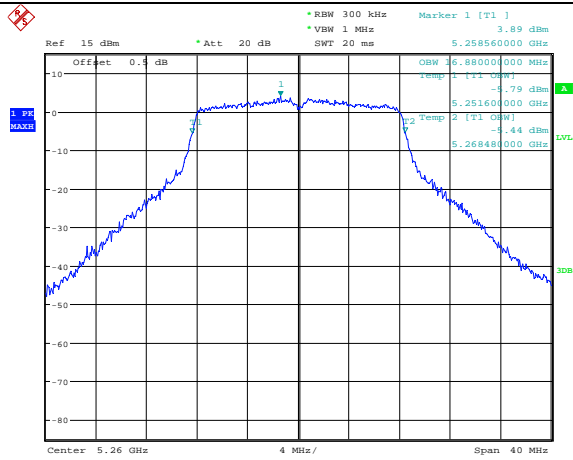
802.11ac vht80
Middle Channel



Date: 14.APR.2022 09:49:22

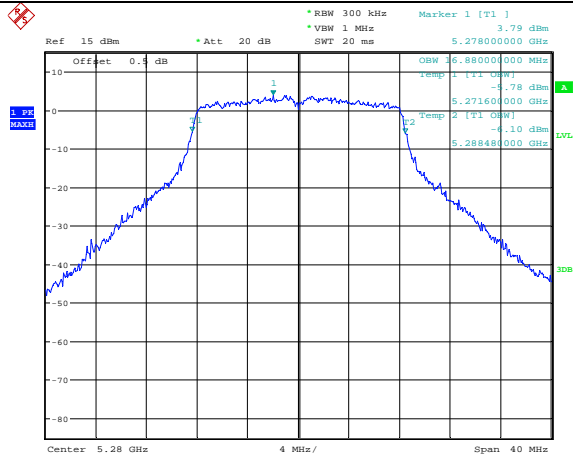
99% Emission Bandwidth

802.11a
Lowest Channel



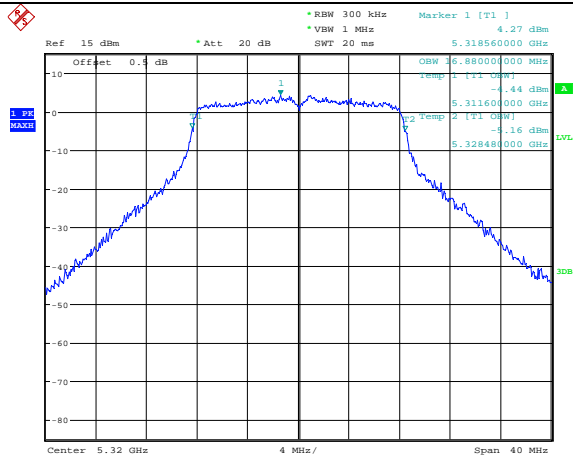
Date: 14.APR.2022 09:24:33

802.11a
Middle Channel



Date: 14.APR.2022 09:25:52

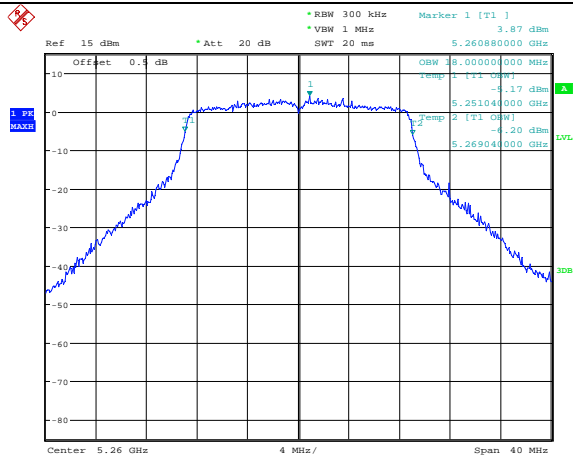
802.11a
Highest Channel



Date: 14.APR.2022 09:27:01

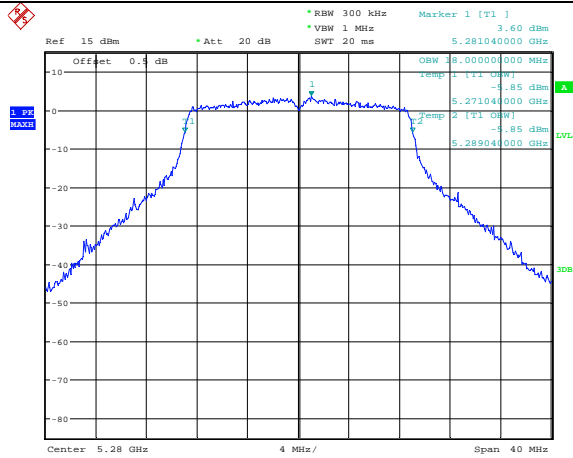
99% Emission Bandwidth

802.11n ht20
Lowest Channel



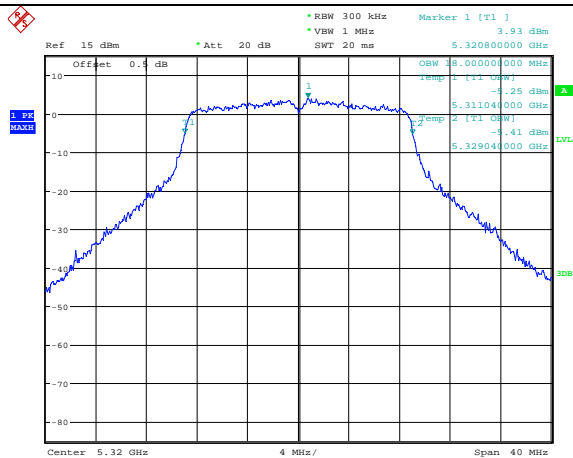
Date: 14.APR.2022 09:29:35

802.11n ht20
Middle Channel



Date: 14.APR.2022 09:31:36

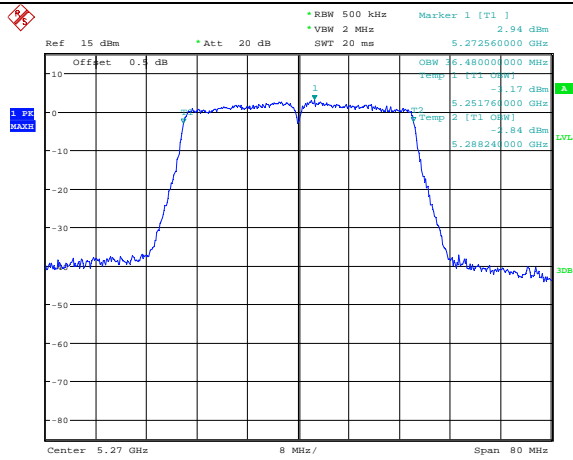
802.11n ht20
Highest Channel



Date: 14.APR.2022 09:28:24

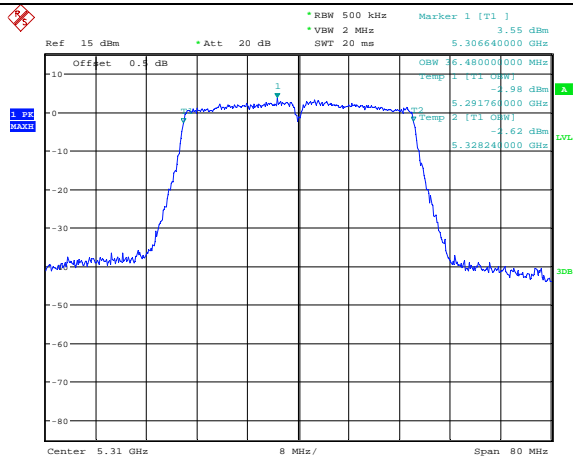
99% Emission Bandwidth

802.11n ht40
Lowest Channel



Date: 14.APR.2022 09:33:00

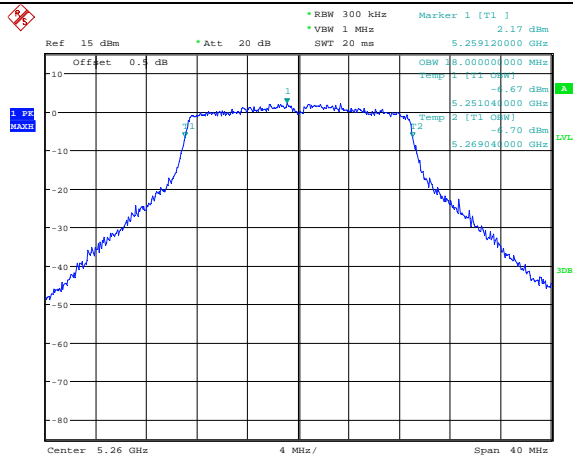
802.11n ht40
Highest Channel



Date: 14.APR.2022 09:34:04

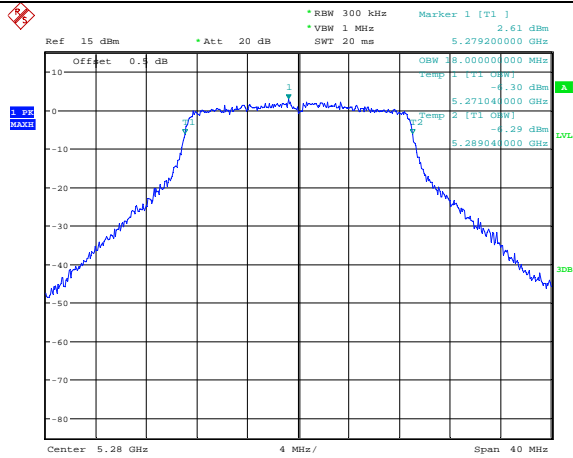
99% Emission Bandwidth

802.11ac vht20
Lowest Channel



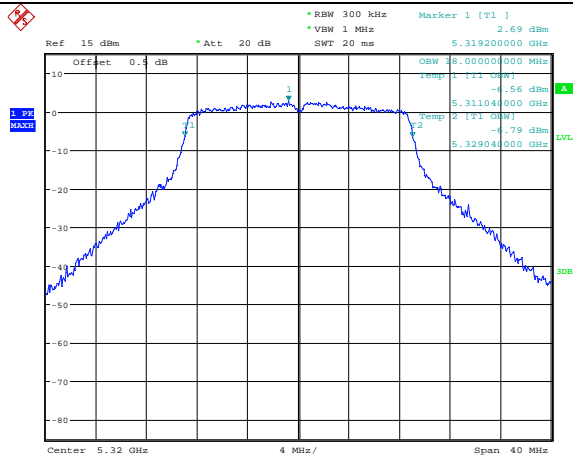
Date: 14.APR.2022 09:36:00

802.11ac vht20
Middle Channel



Date: 14.APR.2022 09:37:13

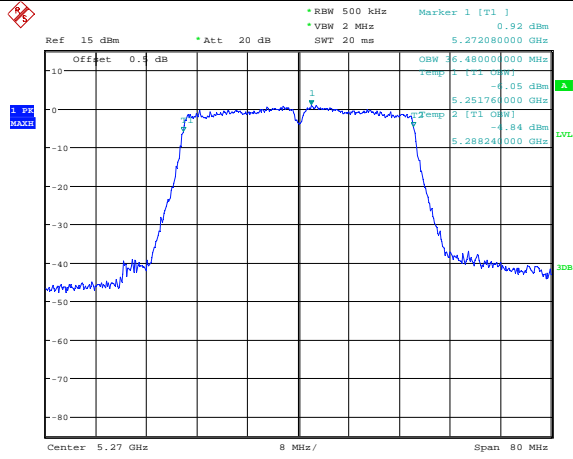
802.11ac vht20
Highest Channel



Date: 14.APR.2022 09:44:51

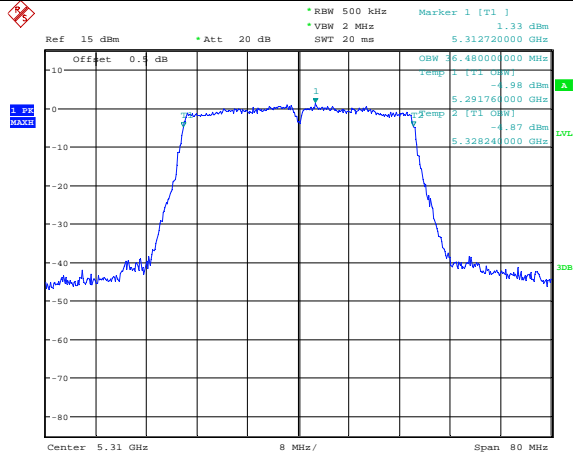
99% Emission Bandwidth

802.11ac vht40
Lowest Channel



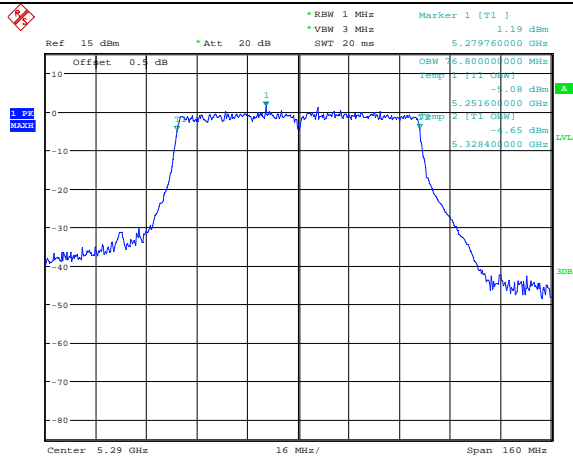
Date: 14.APR.2022 09:46:35

802.11ac vht40
Highest Channel



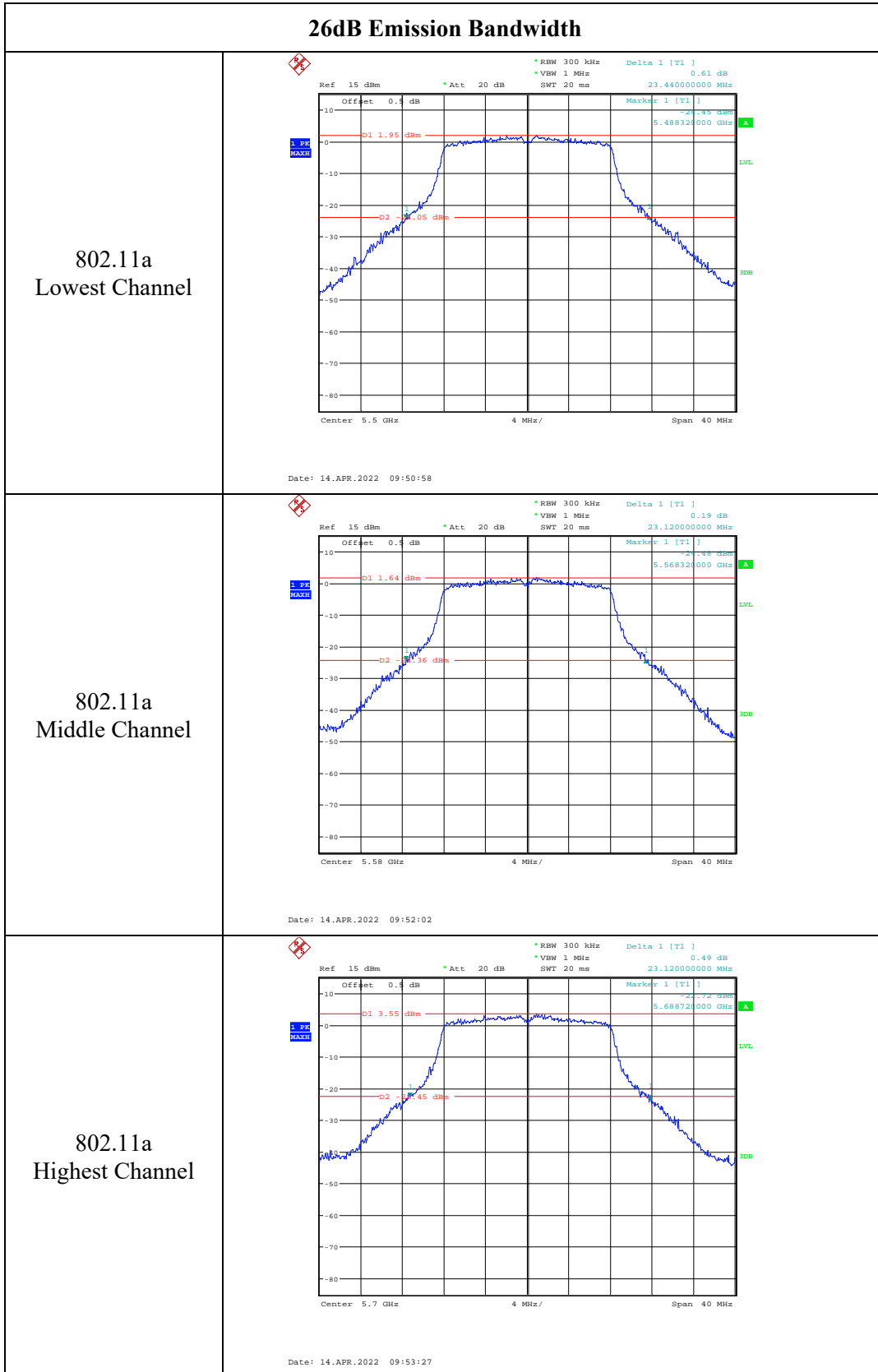
Date: 14.APR.2022 09:47:59

802.11ac vht80
Middle Channel



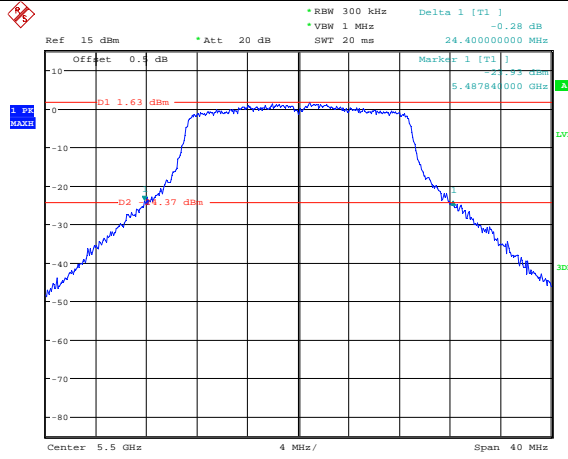
Date: 14.APR.2022 09:49:41

5470-5725MHz:



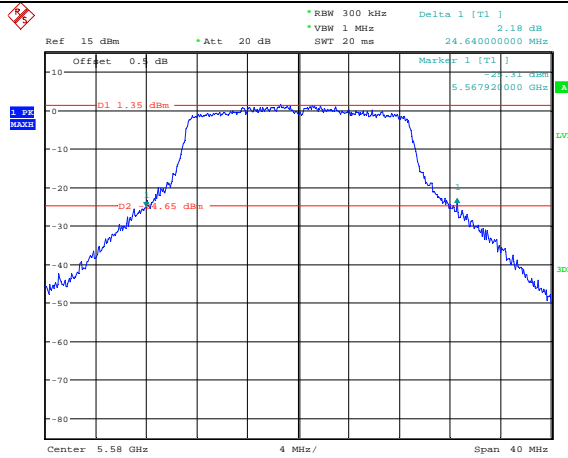
26dB Emission Bandwidth

802.11n ht20
Lowest Channel



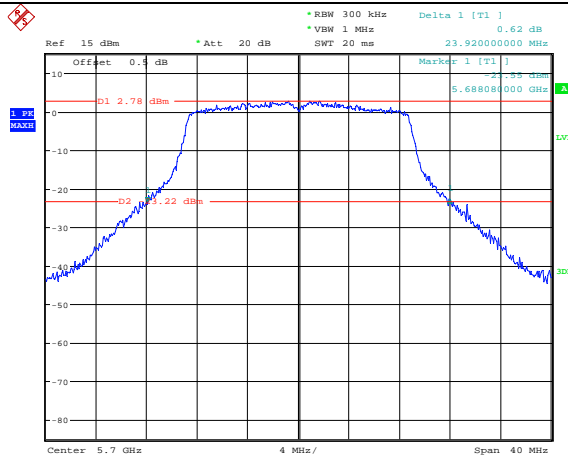
Date: 14.APR.2022 09:54:57

802.11n ht20
Middle Channel



Date: 14.APR.2022 09:56:04

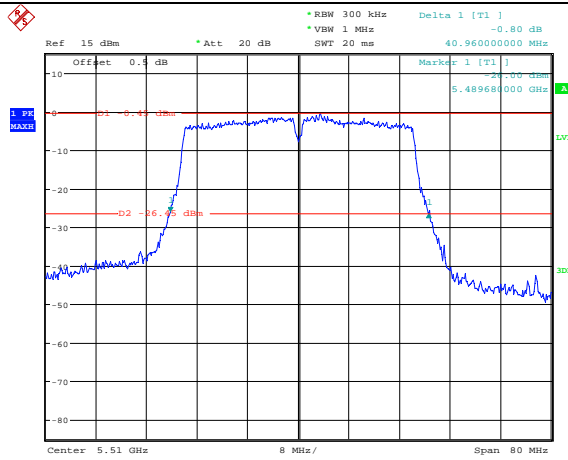
802.11n ht20
Highest Channel



Date: 14.APR.2022 09:57:12

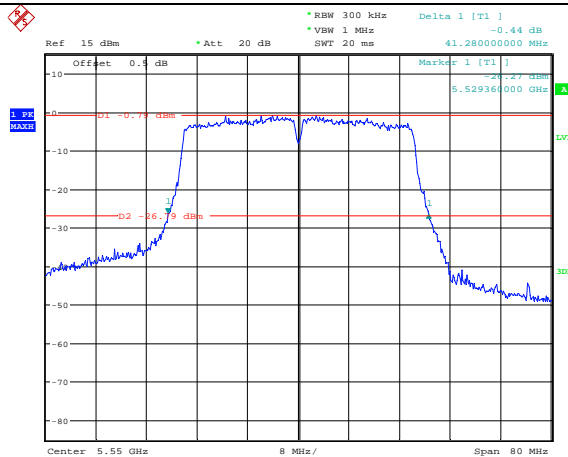
26dB Emission Bandwidth

802.11n ht40
Lowest Channel



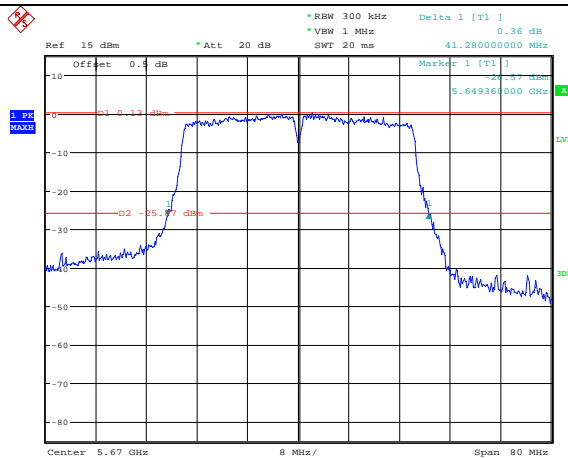
Date: 14.APR.2022 09:58:47

802.11n ht40
Middle Channel



Date: 14.APR.2022 09:59:58

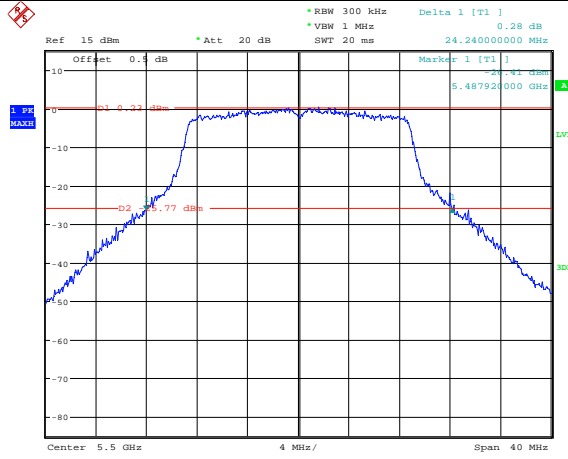
802.11n ht40
Highest Channel



Date: 14.APR.2022 10:00:57

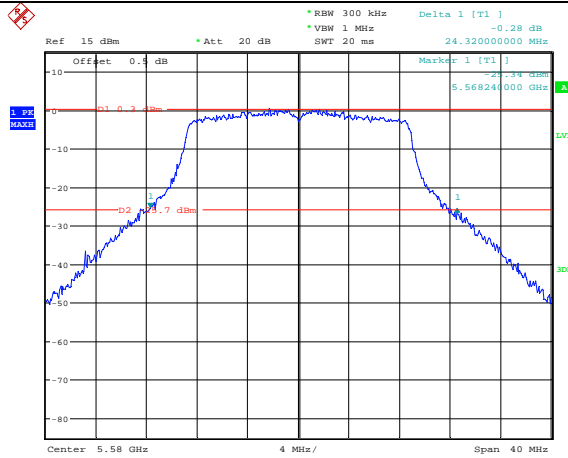
26dB Emission Bandwidth

802.11ac vht20
Lowest Channel



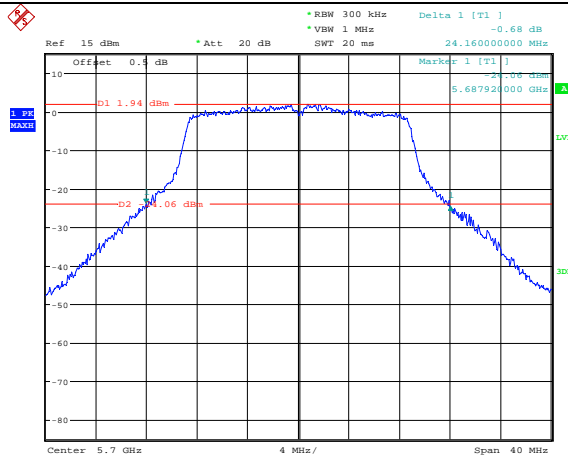
Date: 14.APR.2022 10:02:17

802.11ac vht20
Middle Channel



Date: 14.APR.2022 10:03:27

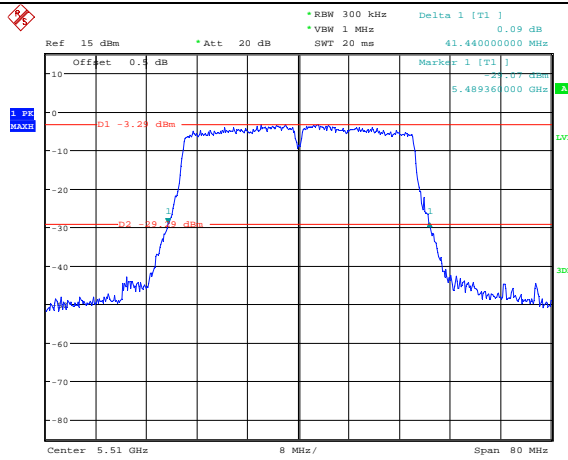
802.11ac vht20
Highest Channel



Date: 14.APR.2022 10:04:33

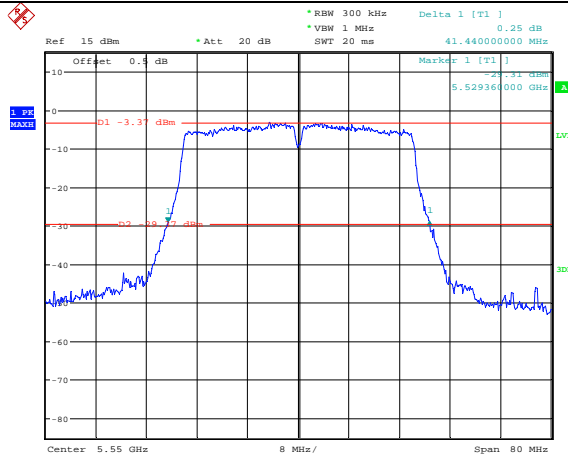
26dB Emission Bandwidth

802.11ac vht40
Lowest Channel



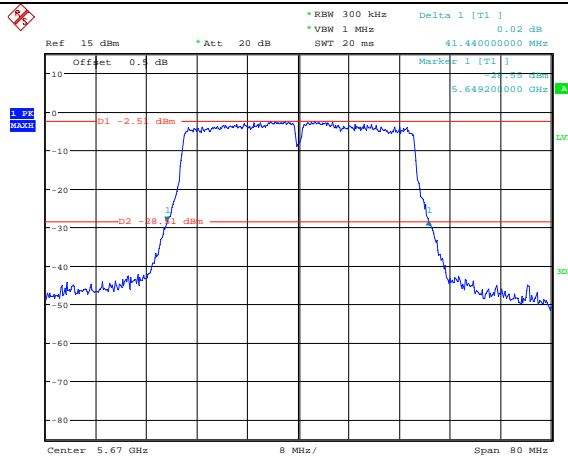
Date: 14.APR.2022 10:05:50

802.11ac vht40
Middle Channel



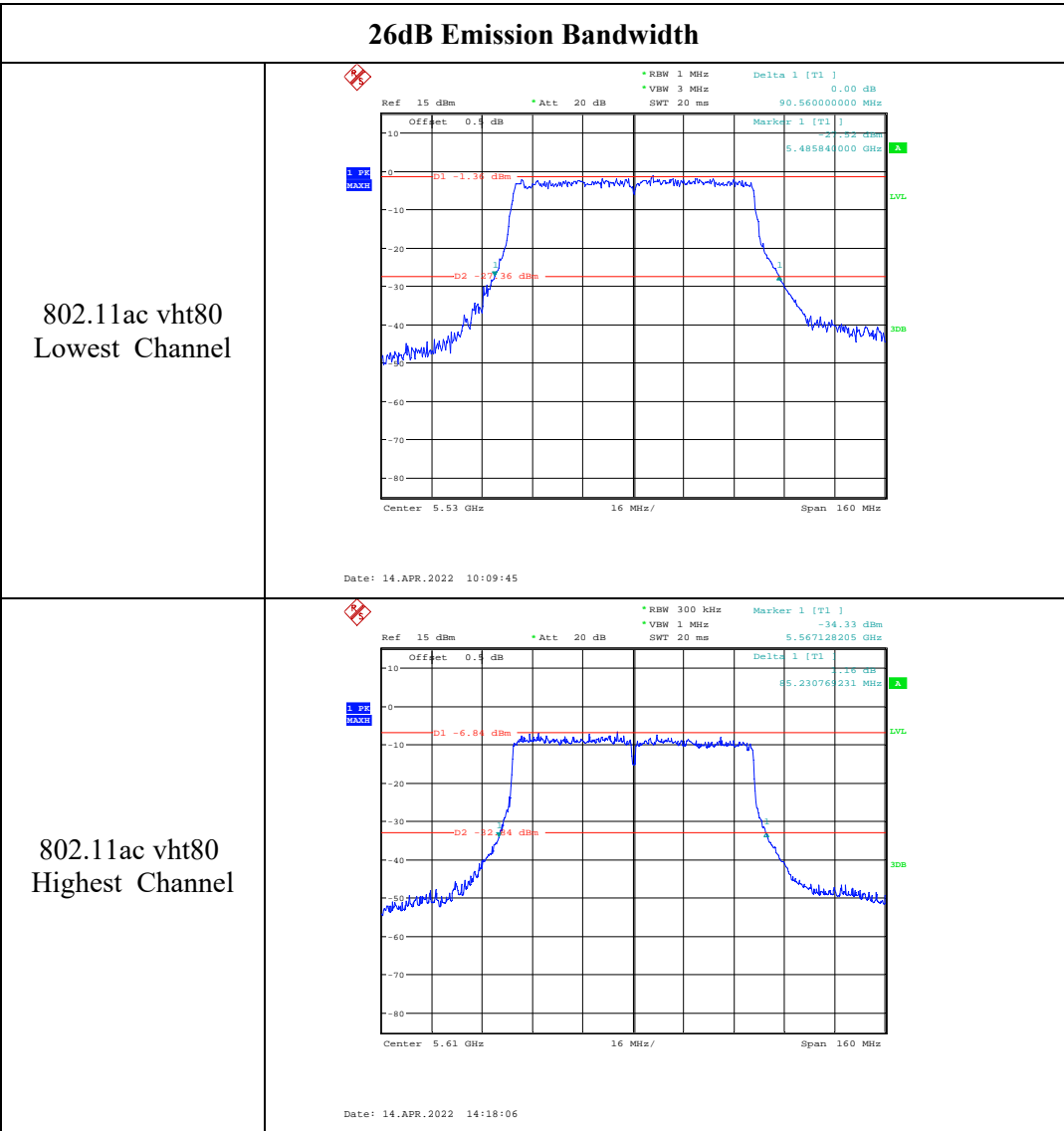
Date: 14.APR.2022 10:07:05

802.11ac vht40
Highest Channel



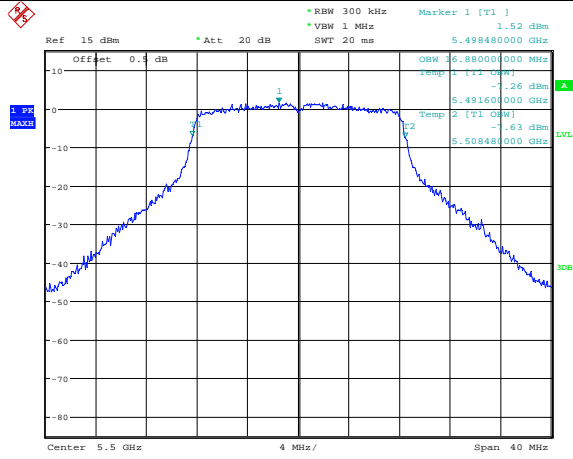
Date: 14.APR.2022 10:08:17

26dB Emission Bandwidth



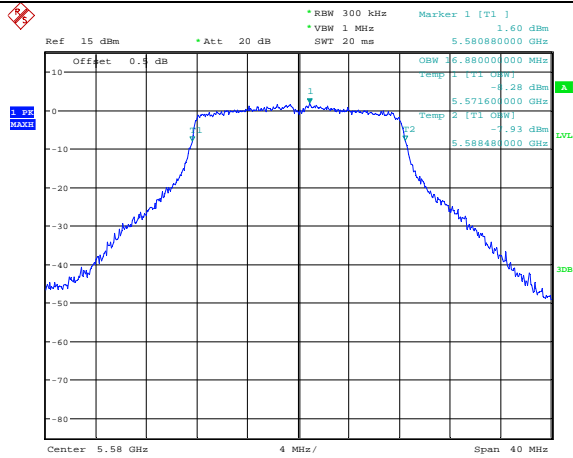
99% Emission Bandwidth

802.11a
Lowest Channel



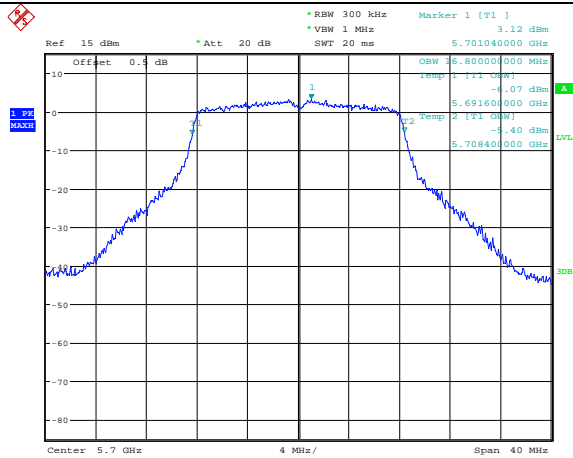
Date: 14.APR.2022 09:51:17

802.11a
Middle Channel



Date: 14.APR.2022 09:52:18

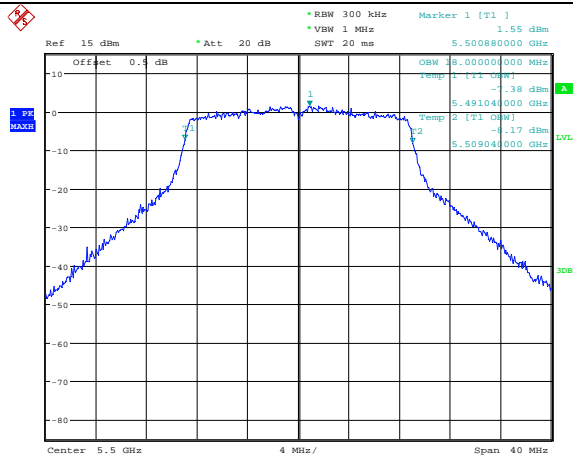
802.11a
Highest Channel



Date: 14.APR.2022 09:53:41

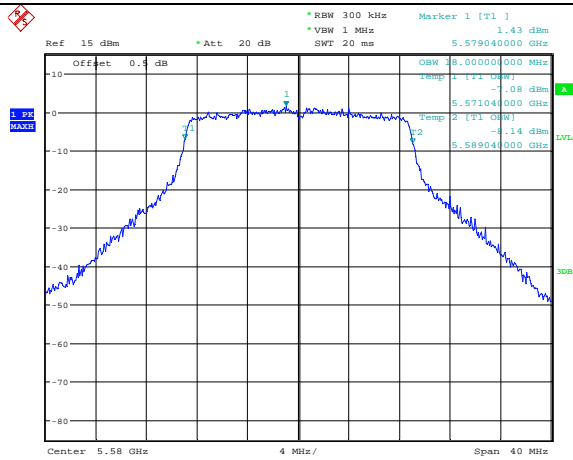
99% Emission Bandwidth

802.11n ht20
Lowest Channel



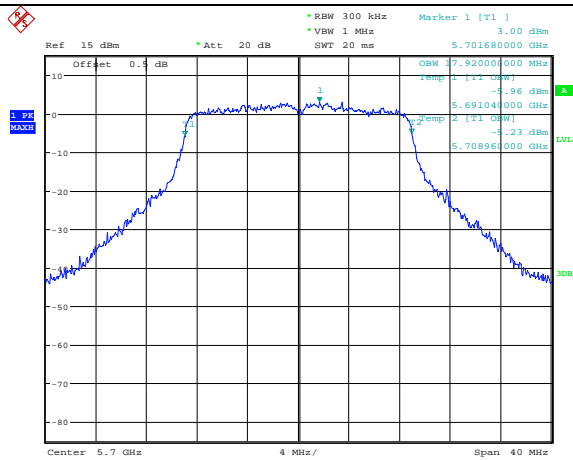
Date: 14.APR.2022 09:55:12

802.11n ht20
Middle Channel



Date: 14.APR.2022 09:56:19

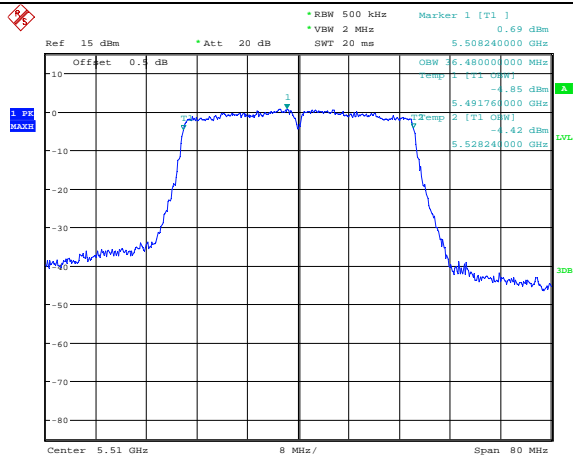
802.11n ht20
Highest Channel



Date: 14.APR.2022 09:57:26

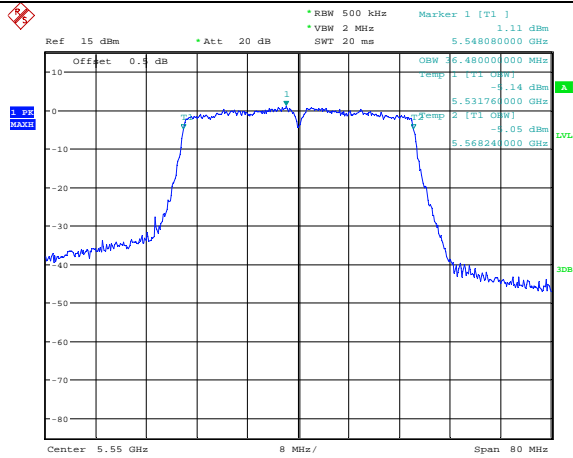
99% Emission Bandwidth

802.11n ht40
Lowest Channel



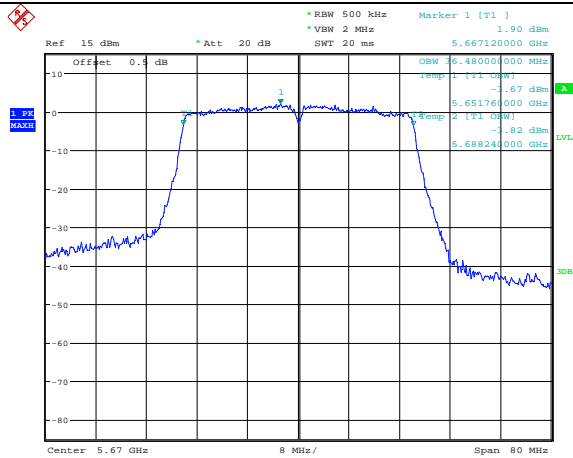
Date: 14.APR.2022 09:59:01

802.11n ht40
Middle Channel



Date: 14.APR.2022 10:00:12

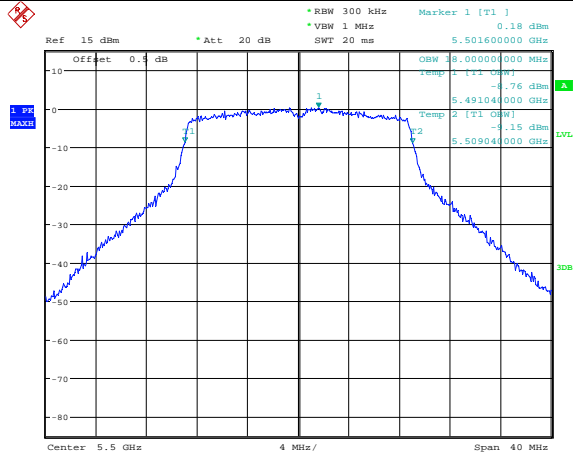
802.11n ht40
Highest Channel



Date: 14.APR.2022 10:01:13

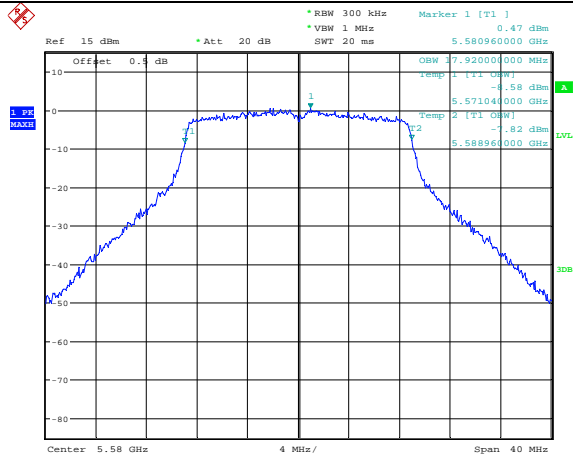
99% Emission Bandwidth

802.11ac vht20
Lowest Channel



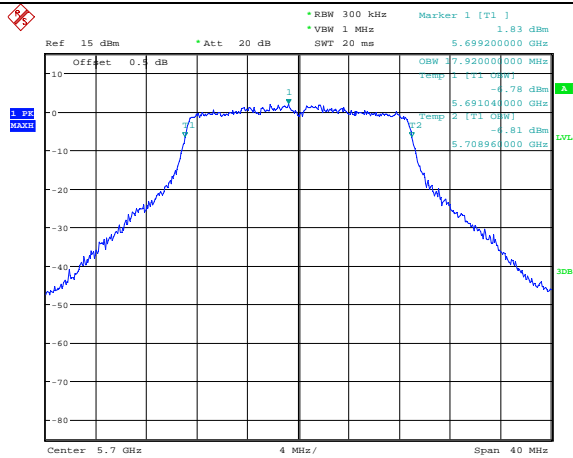
Date: 14.APR.2022 10:02:34

802.11ac vht20
Middle Channel



Date: 14.APR.2022 10:03:45

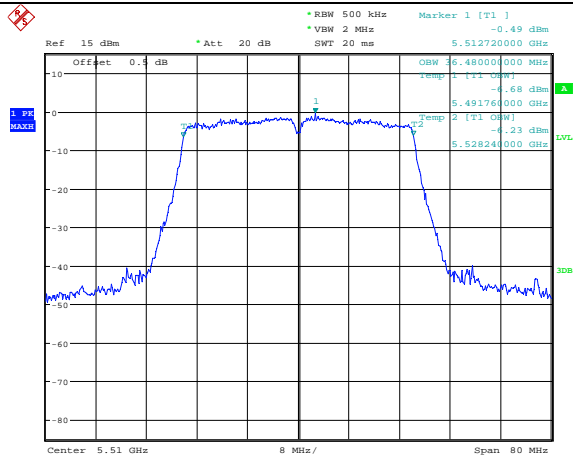
802.11ac vht20
Highest Channel



Date: 14.APR.2022 10:04:49

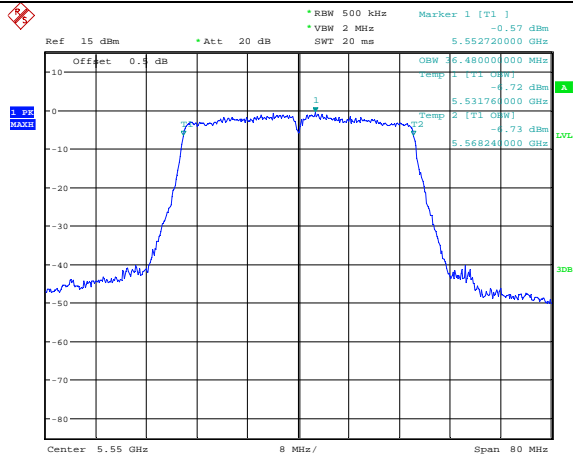
99% Emission Bandwidth

802.11ac vht40
Lowest Channel



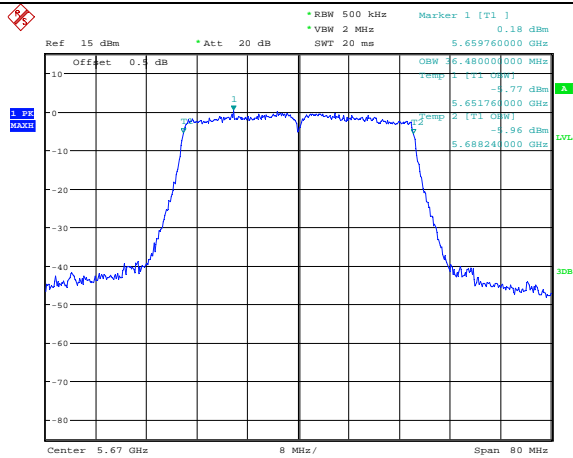
Date: 14.APR.2022 10:06:06

802.11ac vht40
Middle Channel



Date: 14.APR.2022 10:07:24

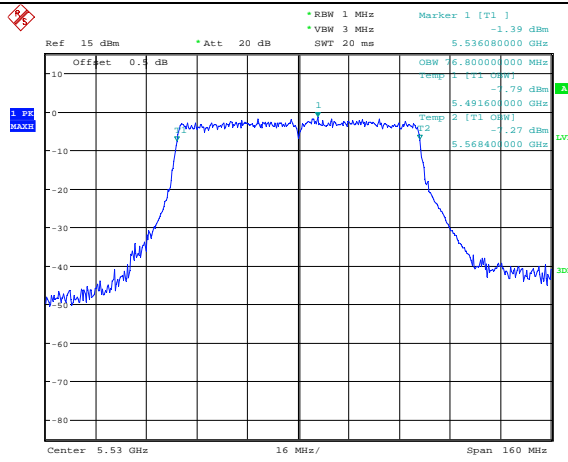
802.11ac vht40
Highest Channel



Date: 14.APR.2022 10:08:36

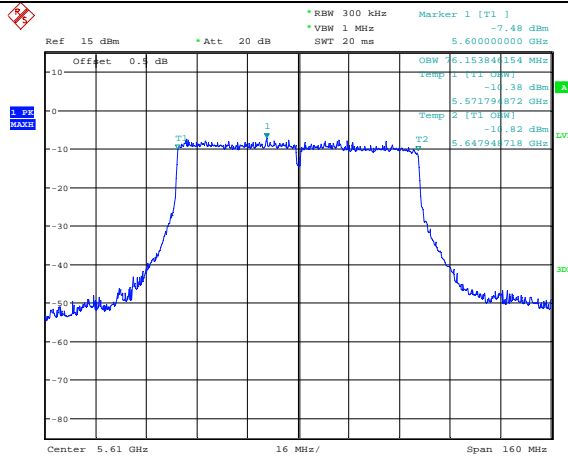
99% Emission Bandwidth

802.11ac vht80
Lowest Channel



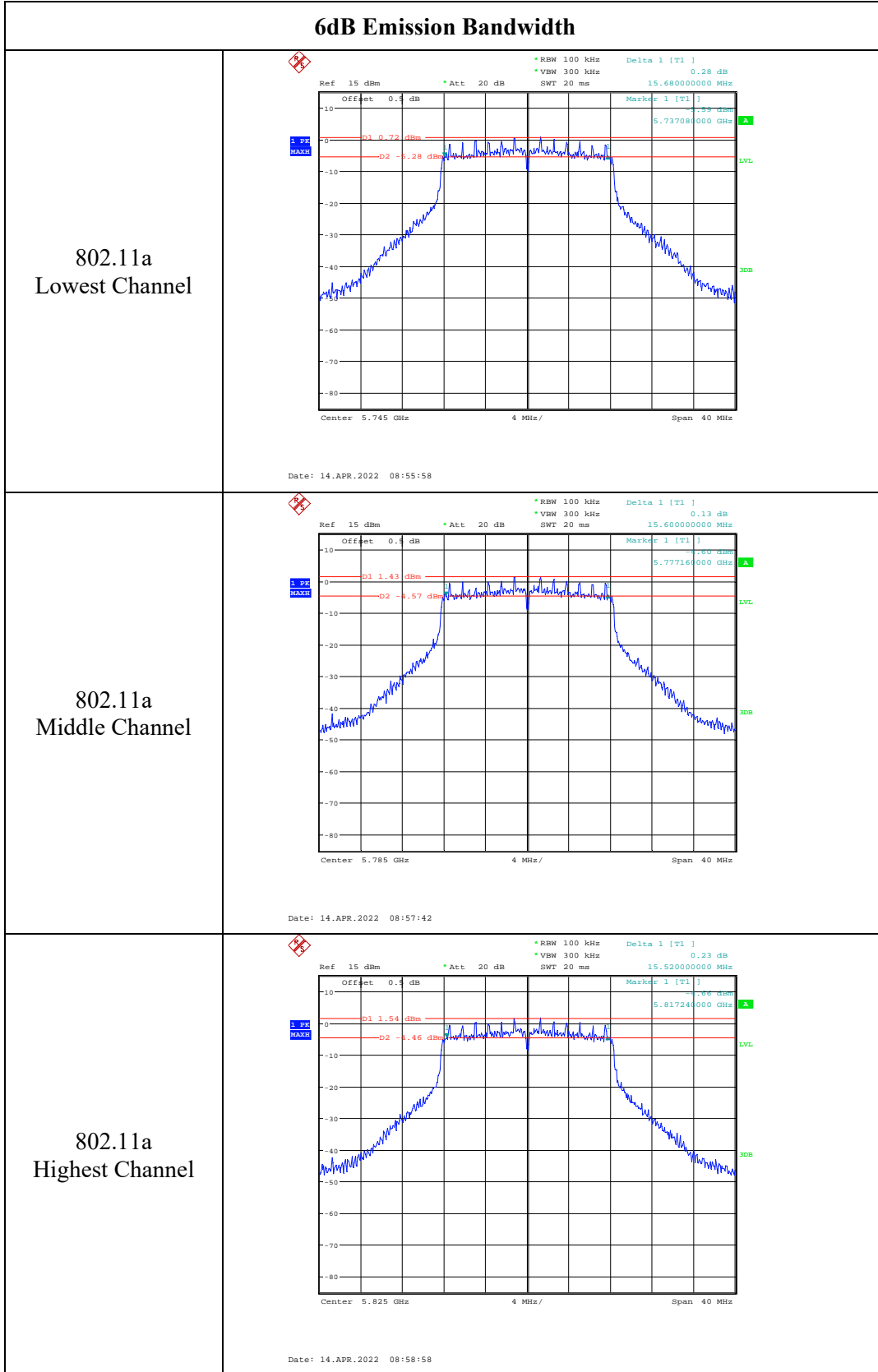
Date: 14.APR.2022 10:10:04

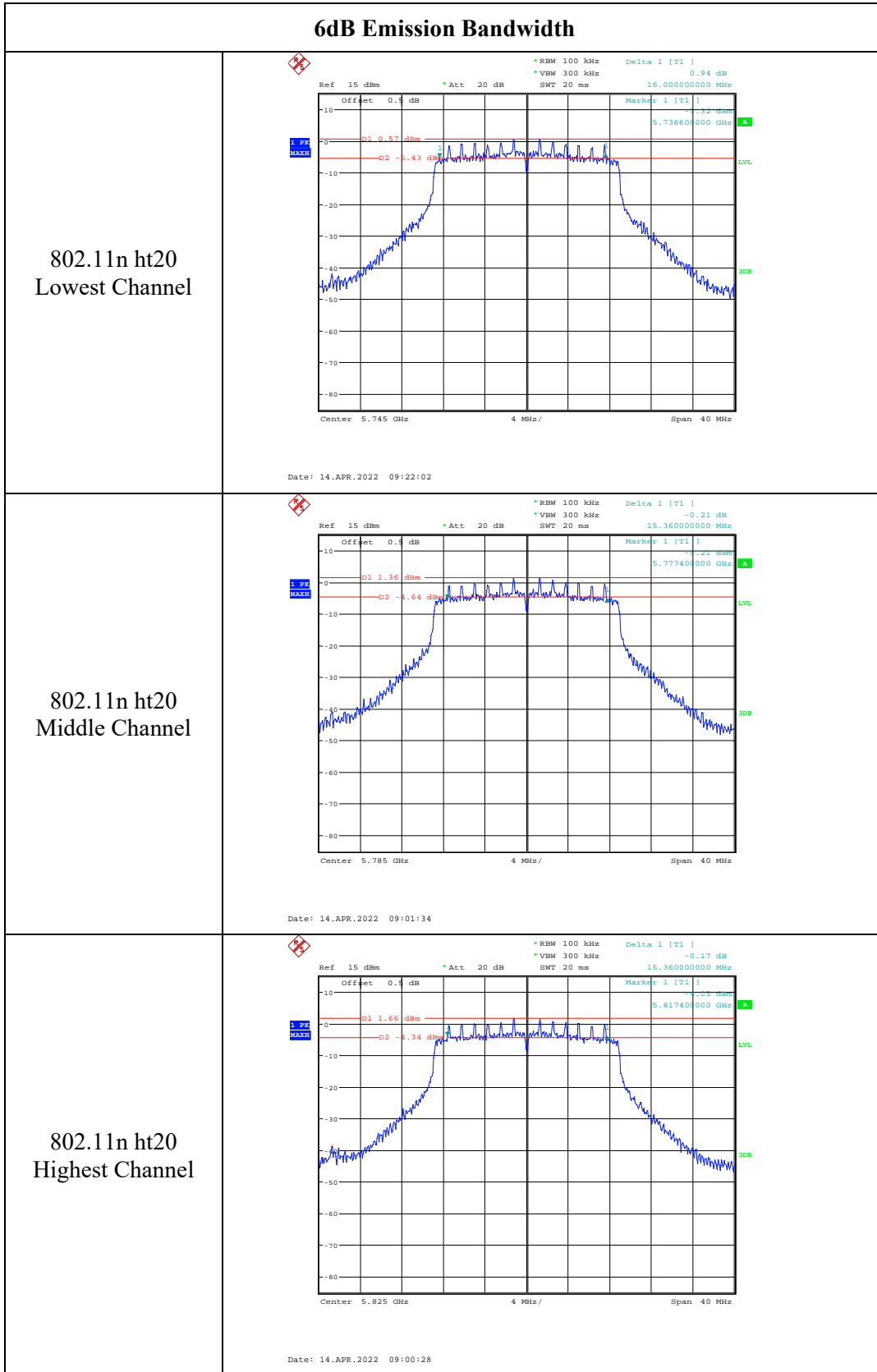
802.11ac vht80
Highest Channel



Date: 14.APR.2022 14:22:05

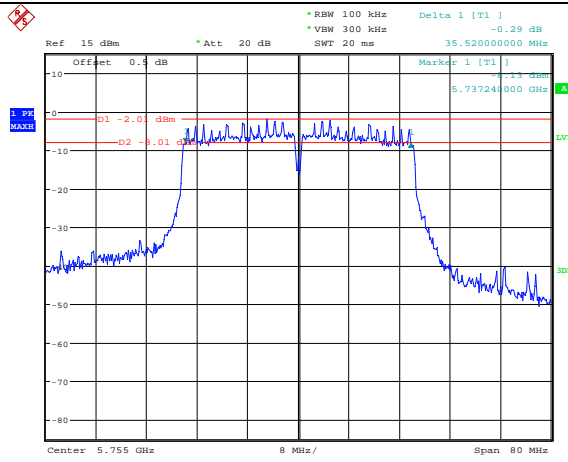
5725-5850MHz:





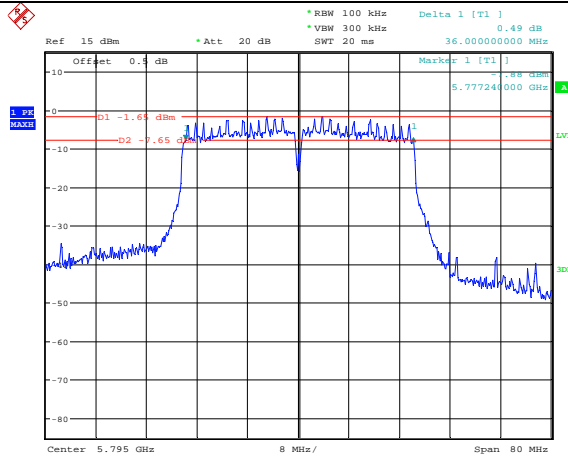
6dB Emission Bandwidth

802.11n ht40
Lowest Channel

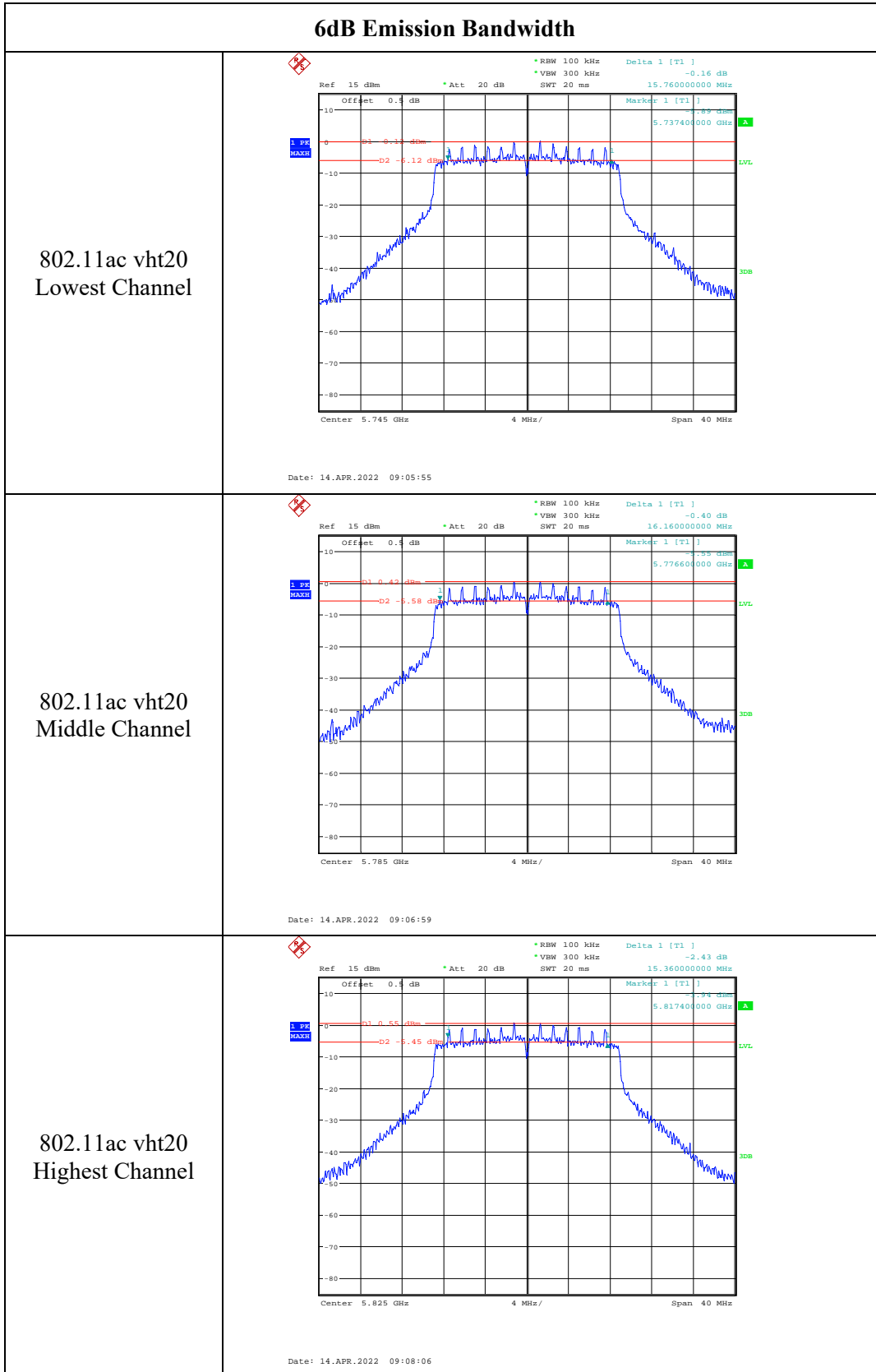


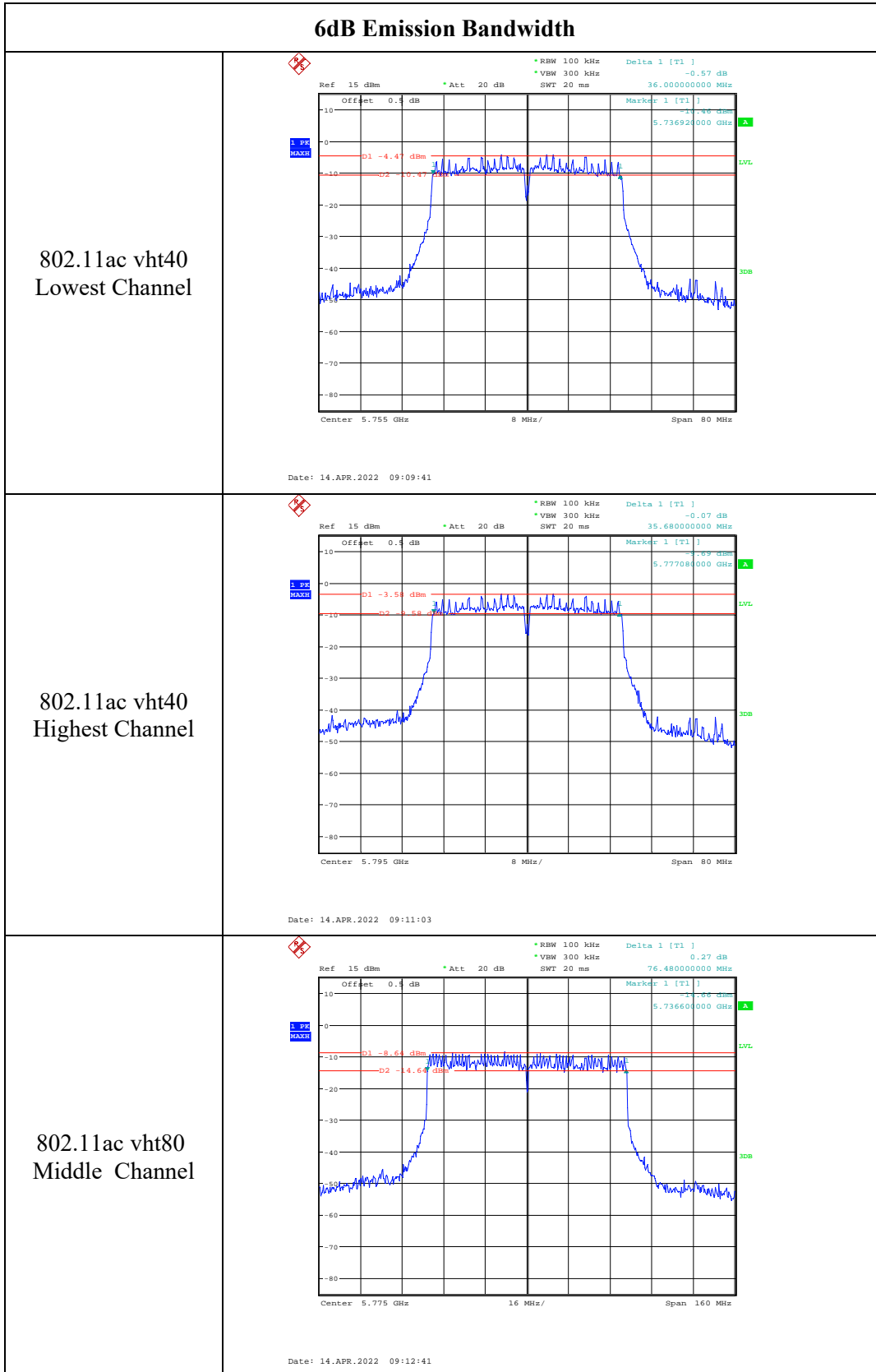
Date: 14.APR.2022 09:03:06

802.11n ht40
Highest Channel



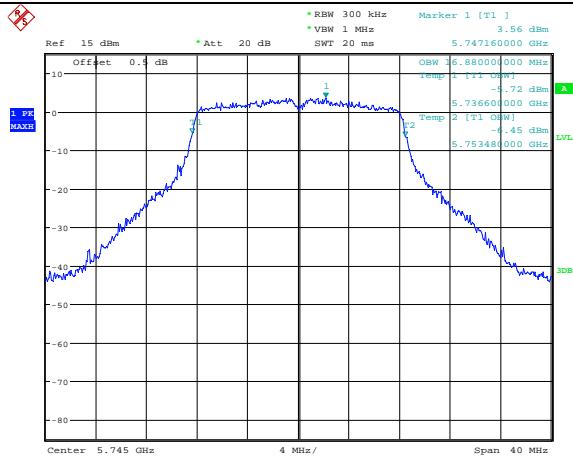
Date: 14.APR.2022 09:04:18





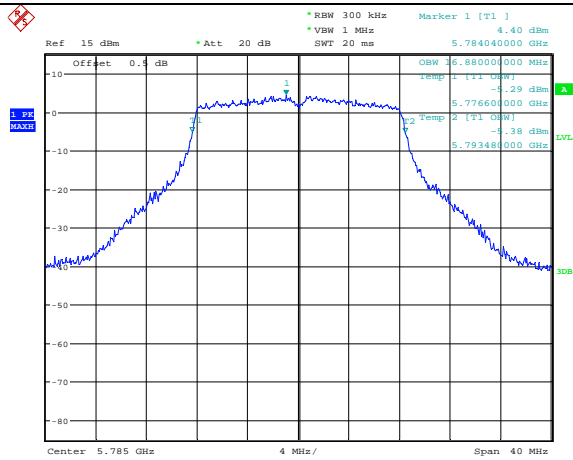
99% Emission Bandwidth

802.11a
Lowest Channel



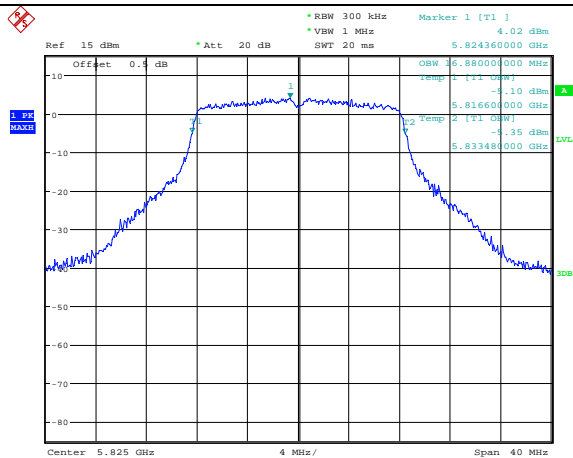
Date: 14.APR.2022 08:56:13

802.11a
Middle Channel



Date: 14.APR.2022 08:57:56

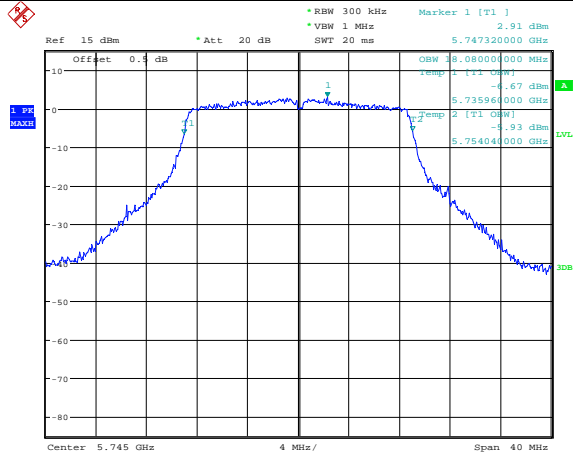
802.11a
Highest Channel



Date: 14.APR.2022 08:59:13

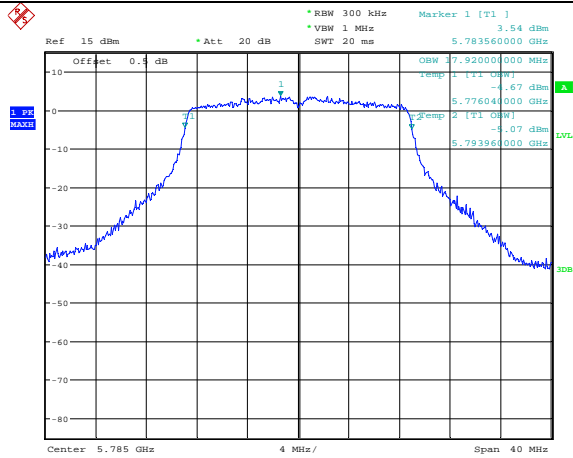
99% Emission Bandwidth

802.11n ht20
Lowest Channel



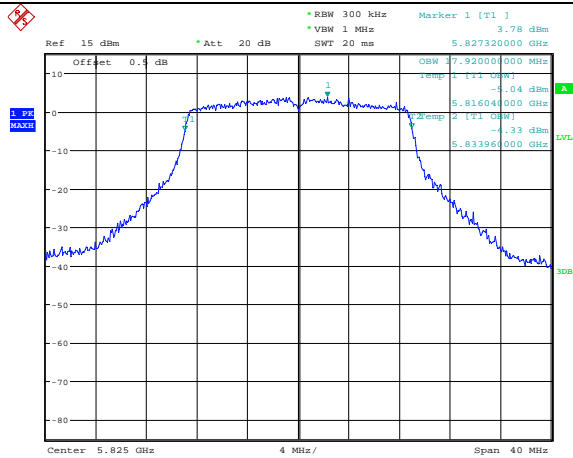
Date: 14.APR.2022 09:22:22

802.11n ht20
Middle Channel



Date: 14.APR.2022 09:01:49

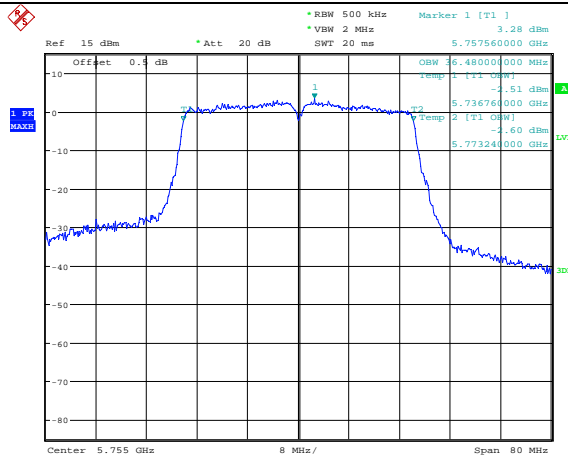
802.11n ht20
Highest Channel



Date: 14.APR.2022 09:00:42

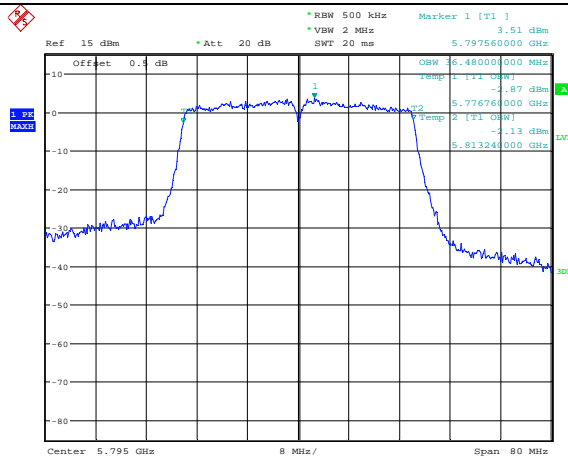
99% Emission Bandwidth

802.11n ht40
Lowest Channel



Date: 14.APR.2022 09:03:24

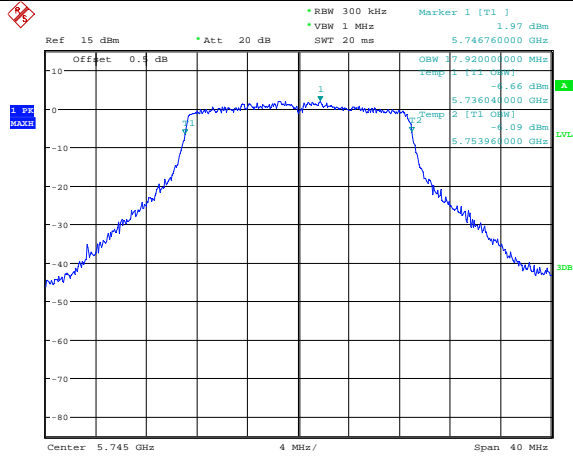
802.11n ht40
Highest Channel



Date: 14.APR.2022 09:04:33

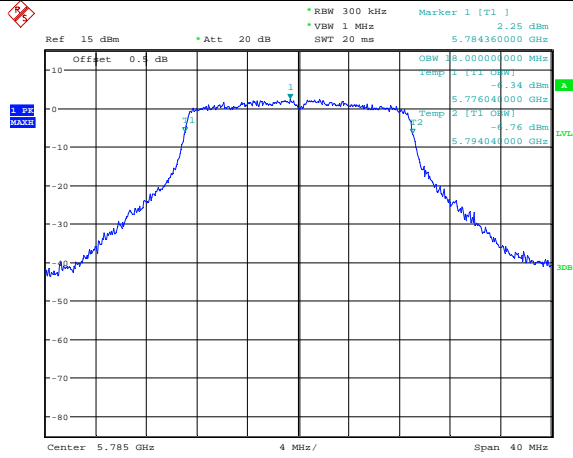
99% Emission Bandwidth

802.11ac vht20
Lowest Channel



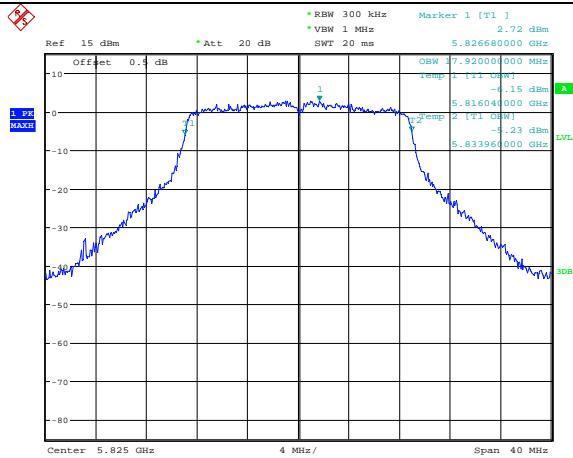
Date: 14.APR.2022 09:06:11

802.11ac vht20
Middle Channel



Date: 14.APR.2022 09:07:14

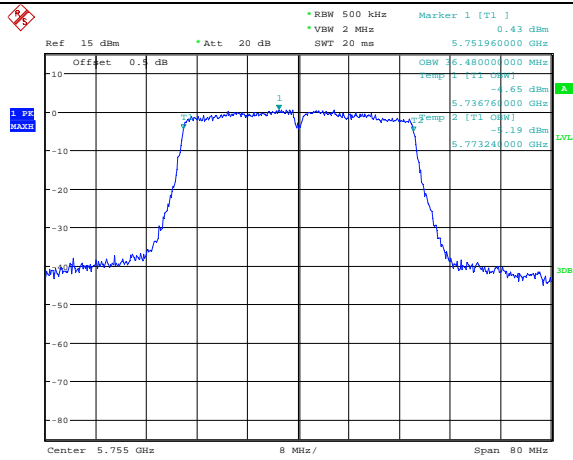
802.11ac vht20
Highest Channel



Date: 14.APR.2022 09:08:21

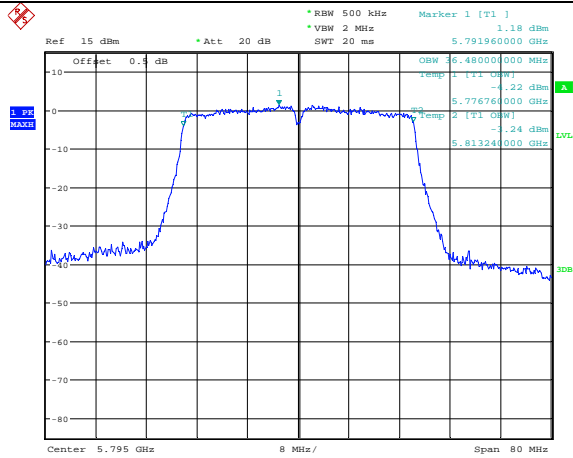
99% Emission Bandwidth

802.11ac vht40
Lowest Channel



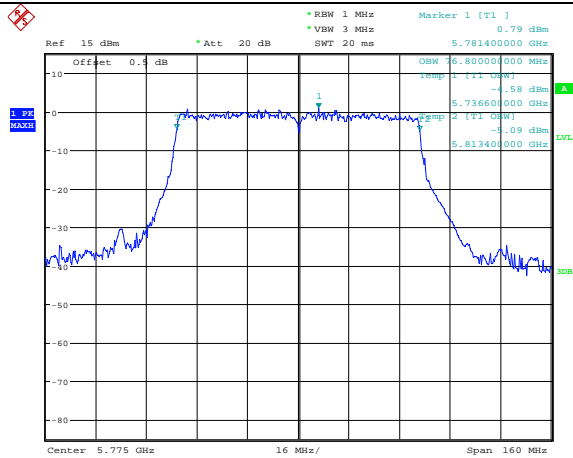
Date: 14.APR.2022 09:09:55

802.11ac vht40
Highest Channel



Date: 14.APR.2022 09:11:18

802.11ac vht80
Middle Channel



Date: 14.APR.2022 09:13:00

4.5 Maximum Conducted Output Power:

Serial Number:	CR22030056-RF-S1	Test Date:	2022-04-14
Test Site:	RF	Test Mode:	Transmitting
Tester:	Julie Tan	Test Result:	Pass

Environmental Conditions:

Temperature: (°C)	27.2	Relative Humidity: (%)	43	ATM Pressure: (kPa)	100.3
----------------------	------	------------------------------	----	------------------------	-------

Test Equipment List and Details:

Manufacturer	Description	Model	Serial Number	Calibration Date	Calibration Due Date
Agilent	USB Wideband Power Sensor	U2021XA	MY54080015	2021-07-22	2022-07-21
eastsheep	Coaxial Attenuator	2W-SMA-JK-18G	21060301	Each time	N/A
Unknown	Coaxial Cable	C-SJ00-0010	C0010/01	Each time	N/A

* *Statement of Traceability: China Certification ICT Co., Ltd (Dongguan) attests that all calibrations have been performed, traceable to National Primary Standards and International System of Units (SI).*

Test Data:

5150-5250 MHz:

Test Modes	Test Frequency (MHz)	Max. Conducted Average Output Power (dBm)				EIRP (dBm)			
		Chain 0	Chain 1	Total	FCC Limit	Chain 0	Chain 1	Total	RSS-247 Limit
802.11a	5180	12.15	12.73	/	24.00	16.4	16.98	/	22.27
	5200	11.49	12.29	/	24.00	15.74	16.54	/	22.27
	5240	11.21	12.08	/	24.00	15.46	16.33	/	22.27
802.11n ht20	5180	11.46	12.66	15.11	24.00	15.71	16.91	19.36	22.55
	5200	10.79	12.25	14.59	24.00	15.04	16.5	18.84	22.55
	5240	10.59	12.07	14.40	24.00	14.84	16.32	18.65	22.57
802.11n ht40	5190	10.91	11.57	14.26	24.00	15.16	15.82	18.51	23.00
	5230	11.44	12.64	15.09	24.00	15.69	16.89	19.34	23.00
802.11ac vht20	5180	10.2	11.61	13.97	24.00	14.45	15.86	18.22	22.55
	5200	9.95	11.39	13.74	24.00	14.2	15.64	17.99	22.53
	5240	9.46	10.82	13.20	24.00	13.71	15.07	17.45	22.55
802.11ac vht40	5190	9.02	11.28	13.31	24.00	13.27	15.53	17.56	23.00
	5230	9.77	10.54	13.18	24.00	14.02	14.79	17.43	23.00
802.11ac vht80	5210	7.43	8.22	10.85	24.00	11.68	12.47	15.1	23.00

5250-5350 MHz:

Test Modes	Test Frequency (MHz)	Max. Conducted Average Output Power (dBm)					EIRP (dBm)			
		Chain 0	Chain 1	Total	RSS -247 Limit	FCC Limit	Chain 0	Chain 1	Total	RSS -247 Limit
802.11a	5260	9.96	11.05	/	23.50	24.00	14.21	15.3	/	29.5
	5280	9.93	11.17	/	23.50	24.00	14.18	15.42	/	29.5
	5320	10.25	11.66	/	23.50	24.00	14.5	15.91	/	29.5
802.11n ht20	5260	10.83	11.35	14.11	23.81	24.00	15.08	15.6	18.36	29.81
	5280	10.85	11.29	14.09	23.81	24.00	15.1	15.54	18.34	29.81
	5320	10.39	11.56	14.02	23.81	24.00	14.64	15.81	18.27	29.81
802.11n ht40	5270	10.92	11.91	14.45	24.00	24.00	15.17	16.16	18.7	30.00
	5310	11.36	12.29	14.86	24.00	24.00	15.61	16.54	19.11	30.00
802.11ac vht20	5260	9.22	9.94	12.61	23.81	24.00	13.47	14.19	16.86	29.81
	5280	9.31	9.93	12.64	23.81	24.00	13.56	14.18	16.89	29.81
	5320	8.97	10.03	12.54	23.81	24.00	13.22	14.28	16.79	29.81
802.11ac vht40	5270	8.58	8.96	11.78	24.00	24.00	12.83	13.21	16.03	30.00
	5310	8.47	9.16	11.84	24.00	24.00	12.72	13.41	16.09	30.00
802.11ac vht80	5290	7.1	7.76	10.45	24.00	24.00	11.35	12.01	14.7	30.00

5470-5725 MHz:

Test Modes	Test Frequency (MHz)	Max. Conducted Average Output Power (dBm)					EIRP (dBm)			
		Chain 0	Chain 1	Total	RSS -247 Limit	FCC Limit	Chain 0	Chain 1	Total	RSS -247 Limit
802.11a	5500	9.49	10.63	/	23.50	24.00	13.74	14.88	/	29.5
	5580	9.23	10.12	/	23.50	24.00	13.48	14.37	/	29.5
	5700	9.53	10.59	/	23.48	24.00	13.78	14.84	/	29.48
802.11n ht20	5500	9.58	10.68	13.18	23.81	24.00	13.83	14.93	17.43	29.81
	5580	9.21	10.3	12.80	23.81	24.00	13.46	14.55	17.05	29.81
	5700	10.17	11.02	13.63	23.79	24.00	14.42	15.27	17.88	29.79
802.11n ht40	5510	9.44	10.15	12.82	24.00	24.00	13.69	14.4	17.07	30.00
	5550	9.73	10.56	13.18	24.00	24.00	13.98	14.81	17.43	30.00
	5670	9.89	11.18	13.59	24.00	24.00	14.14	15.43	17.84	30.00
802.11ac vht20	5500	8.83	9.6	12.24	23.81	24.00	13.08	13.85	16.49	29.81
	5580	8.57	9.11	11.86	23.79	24.00	12.82	13.36	16.11	29.79
	5700	8.9	9.24	12.08	23.79	24.00	13.15	13.49	16.33	29.79
802.11ac vht40	5510	8.89	9.87	12.42	24.00	24.00	13.14	14.12	16.67	30.00
	5550	8.79	9.69	12.27	24.00	24.00	13.04	13.94	16.52	30.00
	5670	9.3	9.81	12.57	24.00	24.00	13.55	14.06	16.82	30.00
802.11ac vht80	5530	6.59	6.77	9.69	24.00	24.00	10.84	11.02	13.94	30.00
	5610	5.66	6.45	9.08	24.00	24.00	9.91	10.7	13.33	30.00

5725-5850 MHz:

Test Modes	Test Frequency (MHz)	Max. Conducted Average Output Power (dBm)			
		Chain 0	Chain 1	Total	Limit
802.11a	5745	11.47	12.35	/	30
	5785	11.95	12.61	/	30
	5825	11.59	12.65	/	30
802.11n ht20	5745	10.96	12.24	14.66	30
	5785	11.75	12.45	15.12	30
	5825	11.44	12.47	15.00	30
802.11n ht40	5755	11.92	13.09	15.55	30
	5795	12.35	13.26	15.84	30
802.11ac vht20	5745	9.82	10.77	13.33	30
	5785	10.44	11.34	13.92	30
	5825	10.1	10.81	13.48	30
802.11ac vht40	5755	9.64	10.38	13.04	30
	5795	9.48	10.57	13.07	30
802.11ac vht80	5775	6.69	7.31	10.02	30

Note:

The device employed Cyclic Delay Diversity (CDD) for 802.11 MIMO transmitting, per KDB 662911 D01 Multiple Transmitter Output v02r01, for power measurements on IEEE 802.11 devices:
 Array Gain = 0 dB (i.e., no array gain) for $N_{ANT} \leq 4$

4.6 Maximum power spectral density:

Serial Number:	CR22030056-RF-S1	Test Date:	2022-04-14
Test Site:	RF	Test Mode:	Transmitting
Tester:	Julie Tan	Test Result:	Pass

Environmental Conditions:

Temperature: (°C)	27.2	Relative Humidity: (%)	43	ATM Pressure: (kPa)	100.3
----------------------	------	------------------------------	----	------------------------	-------

Test Equipment List and Details:

Manufacturer	Description	Model	Serial Number	Calibration Date	Calibration Due Date
R&S	Spectrum Analyzer	FSU26	200256	2021-07-22	2022-07-21
Unknown	Coaxial Cable	C-SJ00-0010	C0010/01	Each time	N/A

* Statement of Traceability: China Certification ICT Co., Ltd (Dongguan) attests that all calibrations have been performed, traceable to National Primary Standards and International System of Units (SI).

Test Data:

5150-5250 MHz:

Test Modes	Test Frequency (MHz)	Maximum Power Spectral Density (dBm/MHz)				Maximum EIRP spectral density (dBm/MHz)	
		Chain 0	Chain 1	Total	FCC Limit	Result	RSS-247 Limit
802.11a	5180	1.47	2.28	/	11.00	6.53	10.00
	5200	1.39	2.18	/	11.00	6.43	10.00
	5240	1.23	1.36	/	11.00	5.61	10.00
802.11n ht20	5180	1.46	2.53	5.04	9.75	9.29	10.00
	5200	1.69	2.15	4.94	9.75	9.19	10.00
	5240	1.65	1.54	4.61	9.75	8.86	10.00
802.11n ht40	5190	0.08	0.29	3.20	9.75	7.45	10.00
	5230	-1.24	-0.89	1.95	9.75	6.2	10.00
802.11ac vht20	5180	0.26	1.46	3.91	9.75	8.16	10.00
	5200	0.68	1.06	3.88	9.75	8.13	10.00
	5240	0.28	0.98	3.65	9.75	7.9	10.00
802.11ac vht40	5190	-2.58	-2.29	0.58	9.75	4.83	10.00
	5230	-2.80	-2.68	0.27	9.75	4.52	10.00
802.11ac vht80	5210	-7.52	-7.52	-4.51	9.75	-0.26	10.00

5250-5350 MHz:

Test Modes	Test Frequency (MHz)	Maximum Power Spectral Density (dBm/MHz)			
		Chain 0	Chain 1	Total	Limit
802.11a	5260	1.82	2.06	/	11.00
	5280	2.24	2.47	/	11.00
	5320	2.53	2.63	/	11.00
802.11n ht20	5260	2.03	2.06	5.06	9.75
	5280	2.06	2.67	5.39	9.75
	5320	2.62	2.83	5.74	9.75
802.11n ht40	5270	-0.58	-1.00	2.23	9.75
	5310	-0.65	-0.07	2.66	9.75
802.11ac vht20	5260	0.97	1.24	4.12	9.75
	5280	1.17	1.65	4.43	9.75
	5320	1.50	1.87	4.70	9.75
802.11ac vht40	5270	-2.97	-2.82	0.12	9.75
	5310	-2.57	-2.14	0.66	9.75
802.11ac vht80	5290	-7.47	-6.82	-4.12	9.75

5470-5725 MHz:

Test Modes	Test Frequency (MHz)	Maximum Power Spectral Density (dBm/MHz)			
		Chain 0	Chain 1	Total	Limit
802.11a	5500	1.34	1.52	/	11.00
	5580	0.79	0.81	/	11.00
	5700	0.88	1.40	/	11.00
802.11n ht20	5500	0.97	1.39	4.20	9.75
	5580	0.69	0.96	3.84	9.75
	5700	0.89	1.58	4.26	9.75
802.11n ht40	5510	-1.55	-1.51	1.48	9.75
	5550	-1.60	-1.51	1.46	9.75
	5670	-1.75	-1.13	1.58	9.75
802.11ac vht20	5500	-0.82	0.38	2.83	9.75
	5580	-0.65	-0.34	2.52	9.75
	5700	0.33	0.63	3.49	9.75
802.11ac vht40	5510	-3.72	-3.60	-0.65	9.75
	5550	-4.23	-3.97	-1.09	9.75
	5670	-3.74	-3.67	-0.69	9.75
802.11ac vht80	5530	-9.12	-8.89	-5.99	9.75
	5610	-8.11	-8.59	-5.33	9.75

5725-5850 MHz:

Test Modes	Test Frequency (MHz)	Reading (dBm/300kHz)		Maximum Power Spectral Density (dBm/500kHz)			
		Chain 0	Chain 1	Chain 0	Chain 1	Total	Limit
802.11a	5745	-2.44	-1.81	-0.22	0.41	/	30.00
	5785	-1.89	-1.77	0.33	0.45	/	30.00
	5825	-1.04	-1.76	1.18	0.46	/	30.00
802.11n ht20	5745	-1.91	-1.24	0.31	0.98	3.67	28.75
	5785	-1.81	-0.41	0.41	1.81	4.18	28.75
	5825	-0.98	-0.63	1.24	1.59	4.43	28.75
802.11n ht40	5755	-4.75	-3.68	-2.53	-1.46	1.05	28.75
	5795	-4.10	-3.54	-1.88	-1.32	1.42	28.75
802.11ac vht20	5745	-2.95	-1.49	-0.73	0.73	3.07	28.75
	5785	-2.35	-1.90	-0.13	0.32	3.11	28.75
	5825	-2.05	-1.77	0.17	0.45	3.32	28.75
802.11ac vht40	5755	-6.73	-6.10	-4.51	-3.88	-1.17	28.75
	5795	-6.77	-5.72	-4.55	-3.5	-0.98	28.75
802.11ac vht80	5775	-11.72	-11.34	-9.5	-9.12	-6.30	28.75

Note:

The device employed Cyclic Delay Diversity (CDD) for 802.11 MIMO transmitting, per KDB 662911 D01 Multiple Transmitter Output v02r01, for power spectral density (PSD) measurements on the devices:

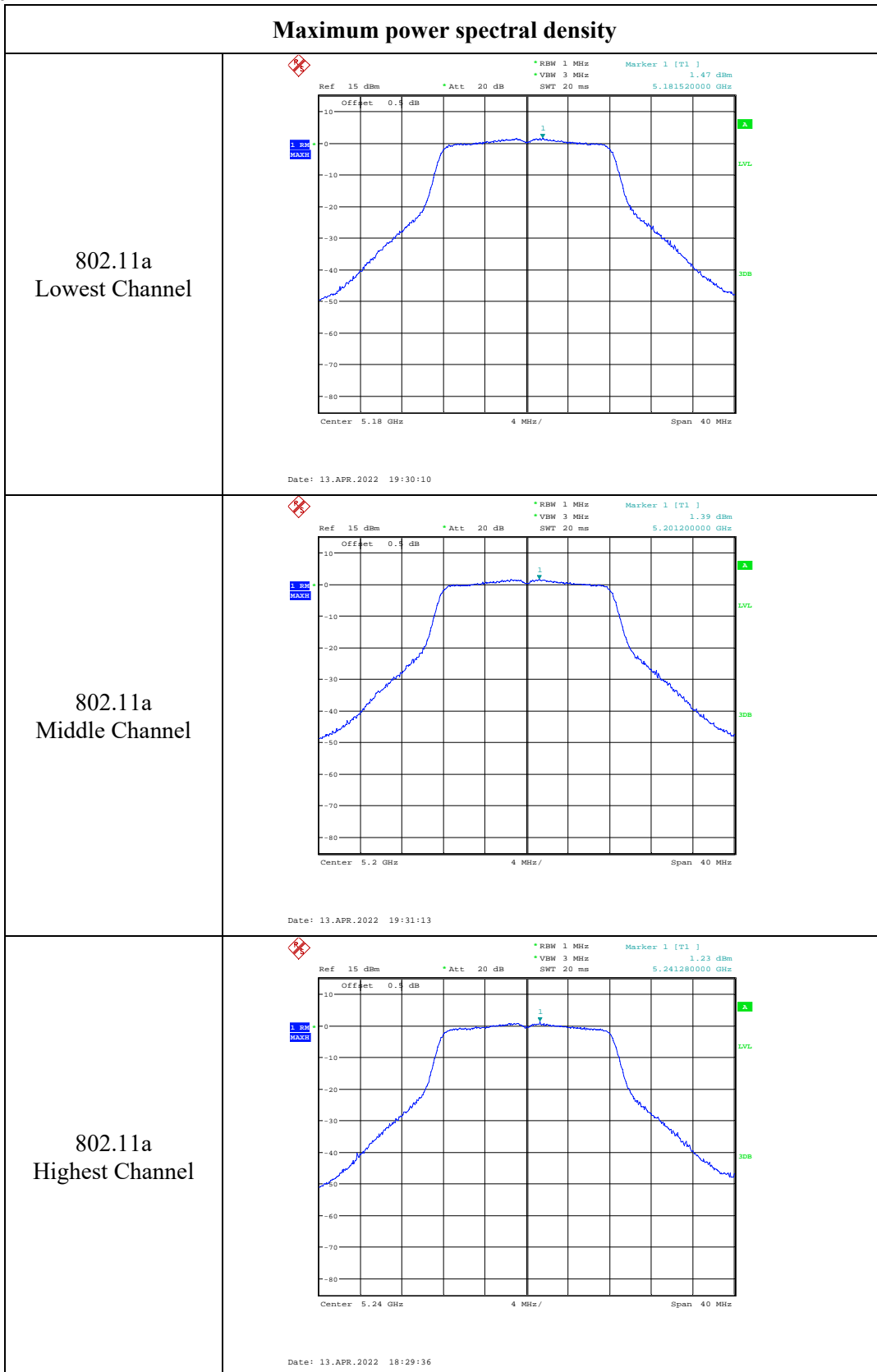
Array Gain = $10 \log(N_{ANT}/N_{SS})$ dB

Maximum Antenna Gain: 4.25 dBi, so Directional gain: 7.25 dBi

Method SA-3 in KDB 789033 D02 General UNII Test Procedures New Rules v02r01 was used for PSD test.

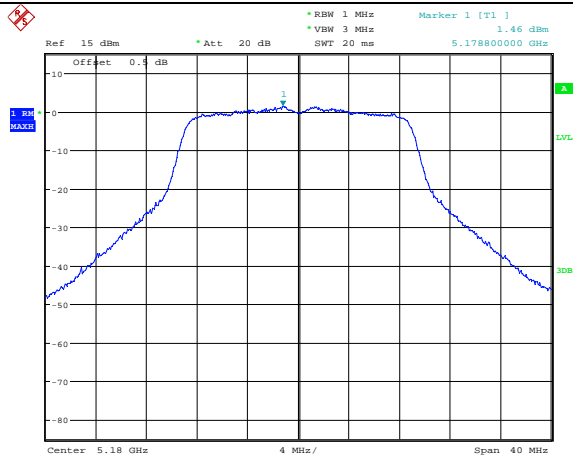
If measurement bandwidth of Maximum PSD is specified in 500 kHz, add $10\log(500\text{kHz}/\text{RBW})$ to the measured result, whereas RBW (< 500 kHz) is the reduced resolution bandwidth of the spectrum analyzer set during measurement

5150-5250MHz:
Chain 0



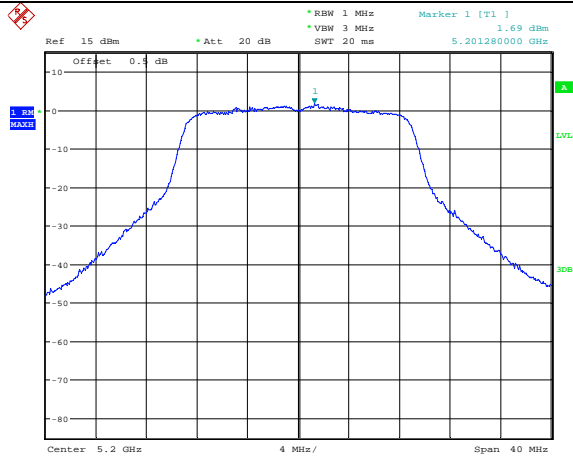
Maximum power spectral density

802.11n ht20
Lowest Channel



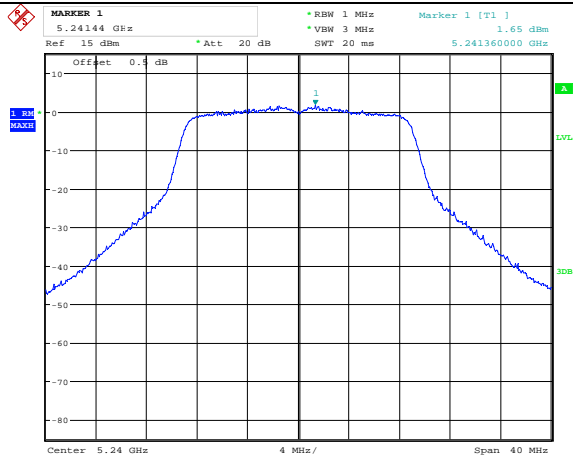
Date: 13.APR.2022 20:14:00

802.11n ht20
Middle Channel



Date: 13.APR.2022 20:11:22

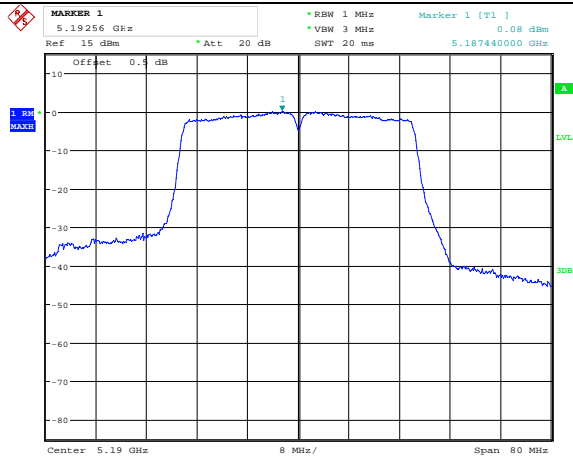
802.11n ht20
Highest Channel



Date: 13.APR.2022 20:12:57

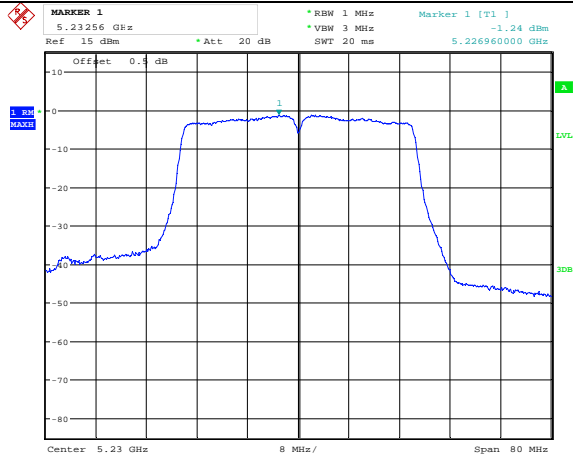
Maximum power spectral density

802.11n ht40
Lowest Channel



Date: 13.APR.2022 20:21:32

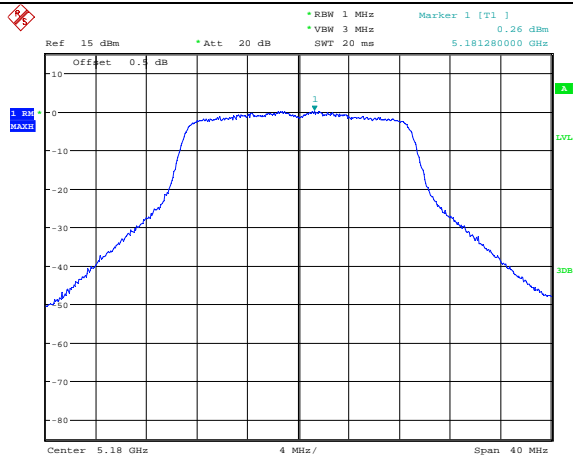
802.11n ht40
Highest Channel



Date: 13.APR.2022 20:24:13

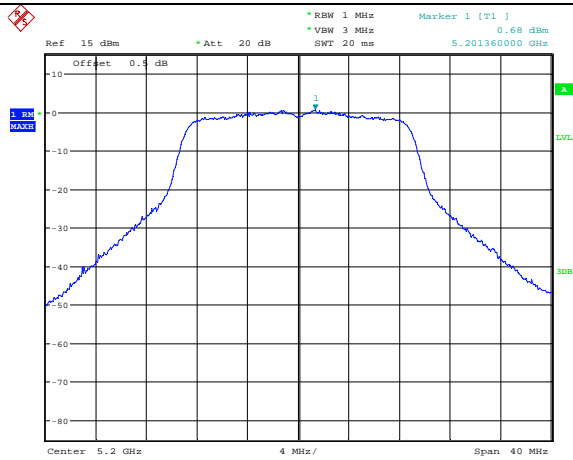
Maximum power spectral density

802.11ac vht20
Lowest Channel



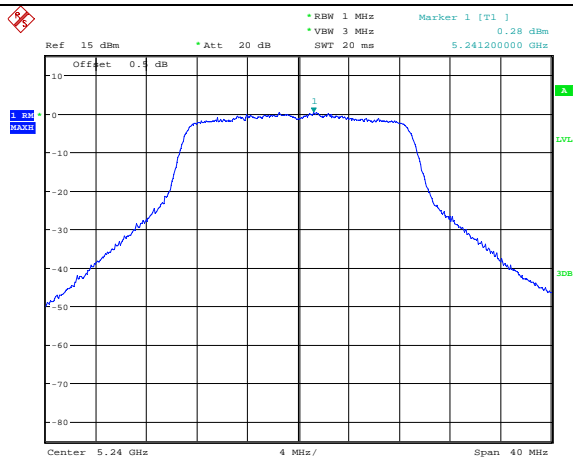
Date: 13.APR.2022 20:32:49

802.11ac vht20
Middle Channel



Date: 13.APR.2022 20:33:23

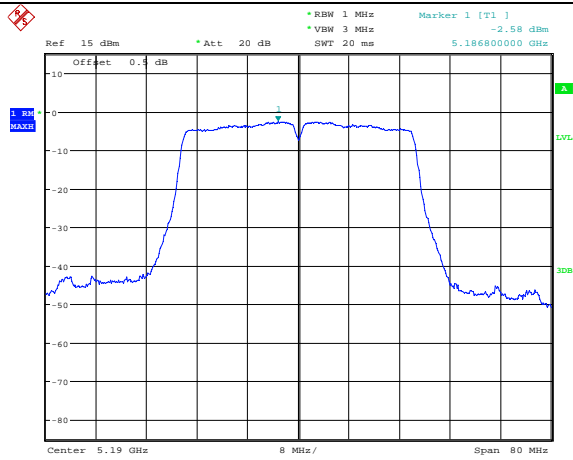
802.11ac vht20
Highest Channel



Date: 13.APR.2022 20:31:18

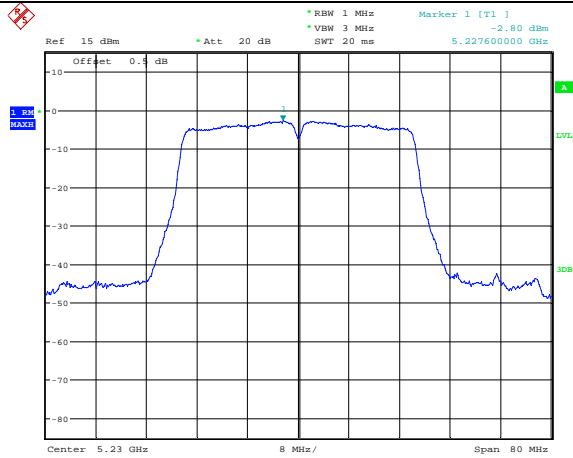
Maximum power spectral density

802.11ac vht40
Lowest Channel



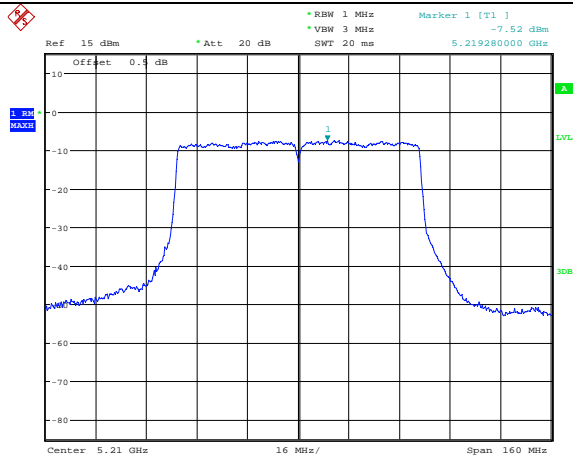
Date: 13.APR.2022 20:39:56

802.11ac vht40
Highest Channel



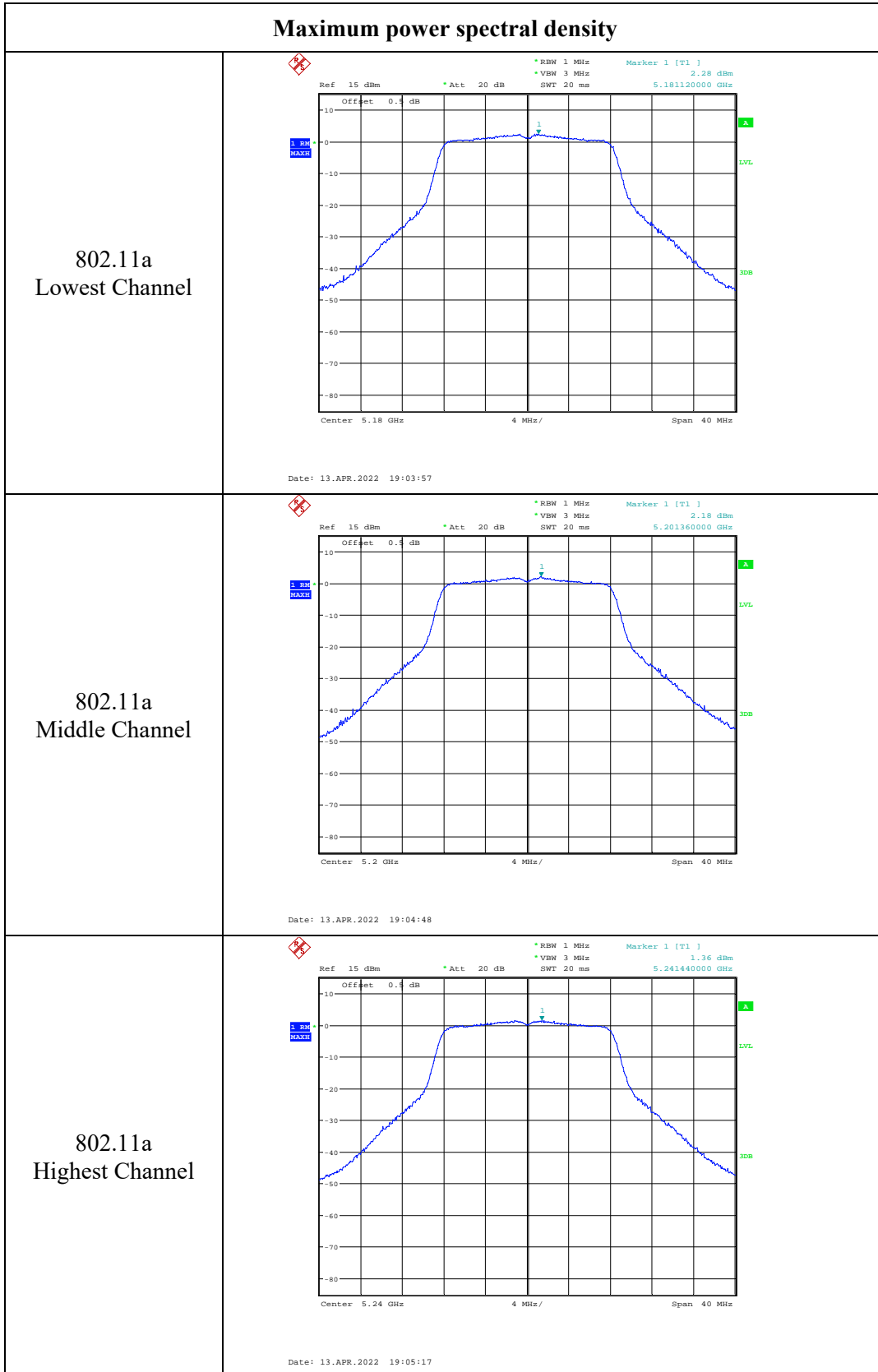
Date: 13.APR.2022 20:38:48

802.11ac vht80
Middle Channel



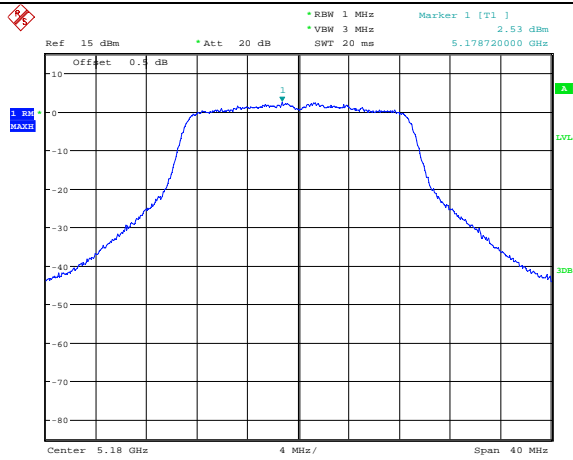
Date: 13.APR.2022 20:07:28

Chain 1:



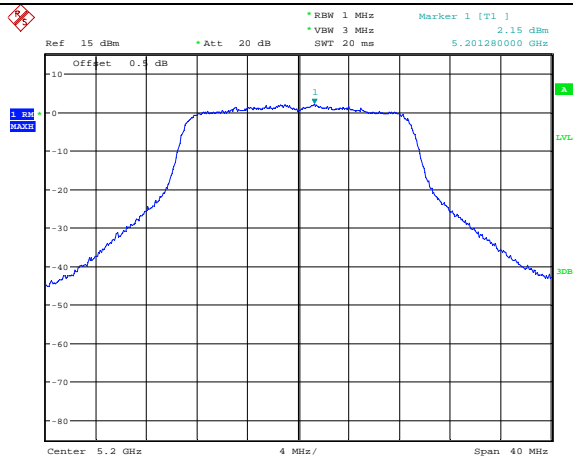
Maximum power spectral density

802.11n ht20
Lowest Channel



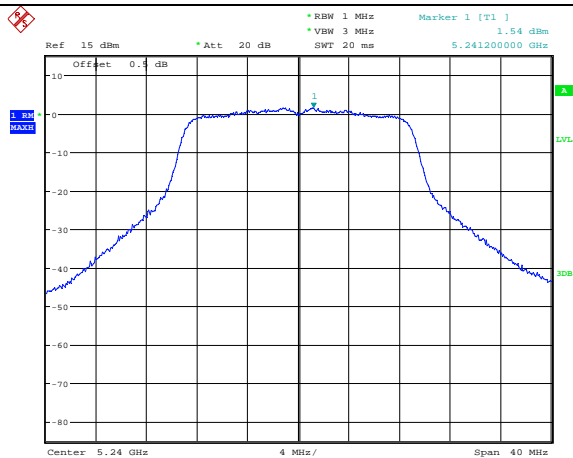
Date: 13.APR.2022 19:37:34

802.11n ht20
Middle Channel



Date: 13.APR.2022 19:38:36

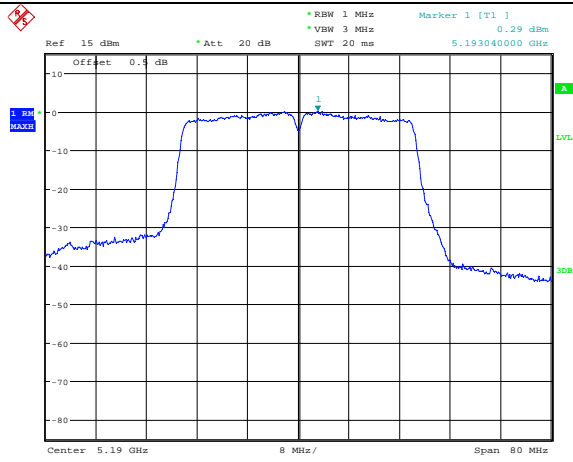
802.11n ht20
Highest Channel



Date: 13.APR.2022 19:39:37

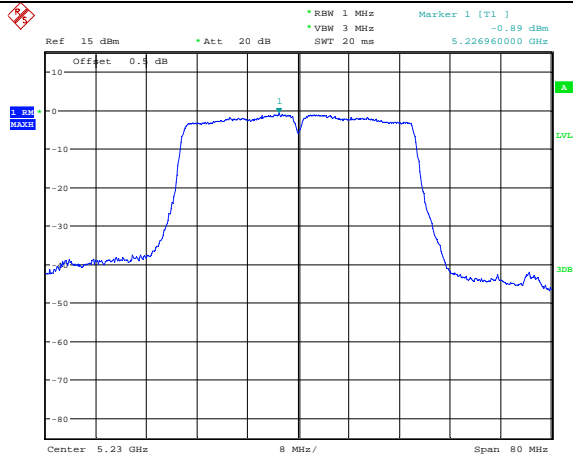
Maximum power spectral density

802.11n ht40
Lowest Channel



Date: 13.APR.2022 19:50:44

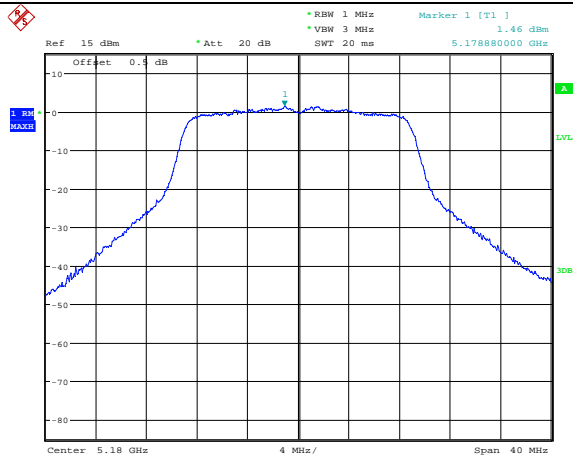
802.11n ht40
Highest Channel



Date: 13.APR.2022 19:51:55

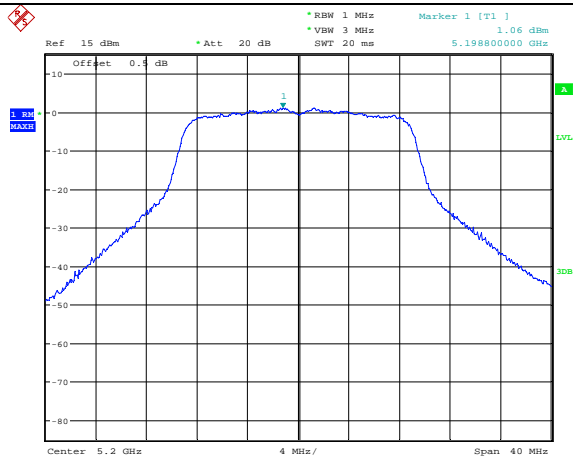
Maximum power spectral density

802.11ac vht20
Lowest Channel



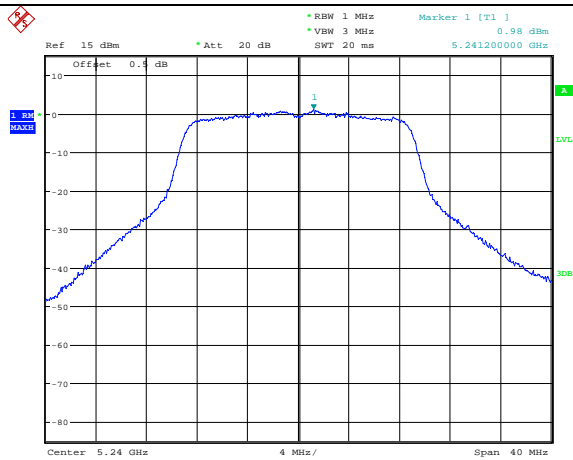
Date: 13.APR.2022 19:53:18

802.11ac vht20
Middle Channel



Date: 13.APR.2022 19:54:24

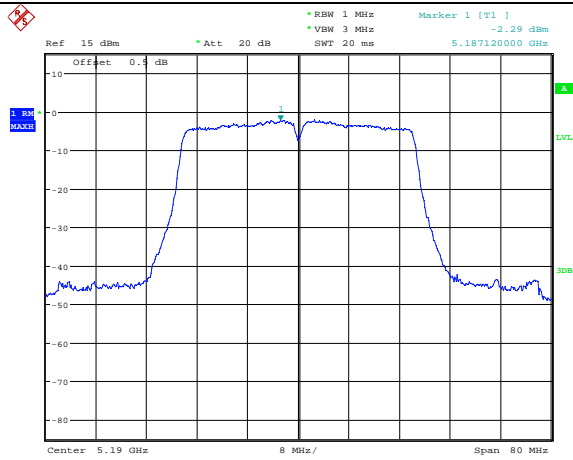
802.11ac vht20
Highest Channel



Date: 13.APR.2022 19:55:20

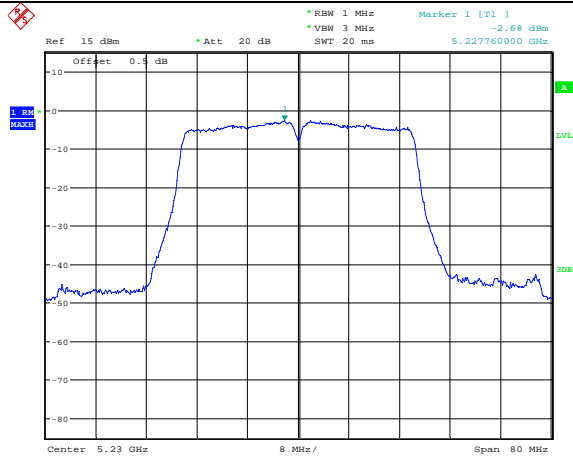
Maximum power spectral density

802.11ac vht40
Lowest Channel



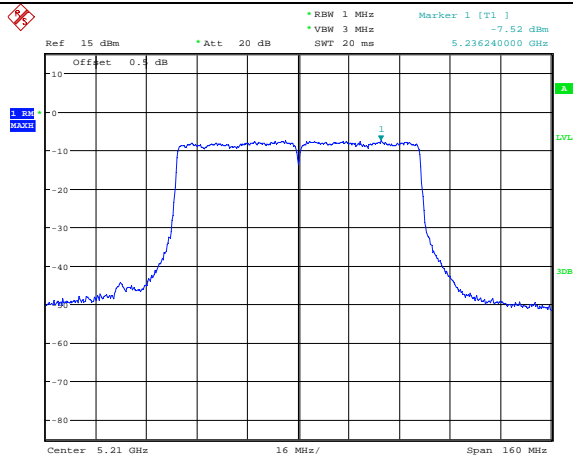
Date: 13.APR.2022 19:57:01

802.11ac vht40
Highest Channel



Date: 13.APR.2022 19:58:32

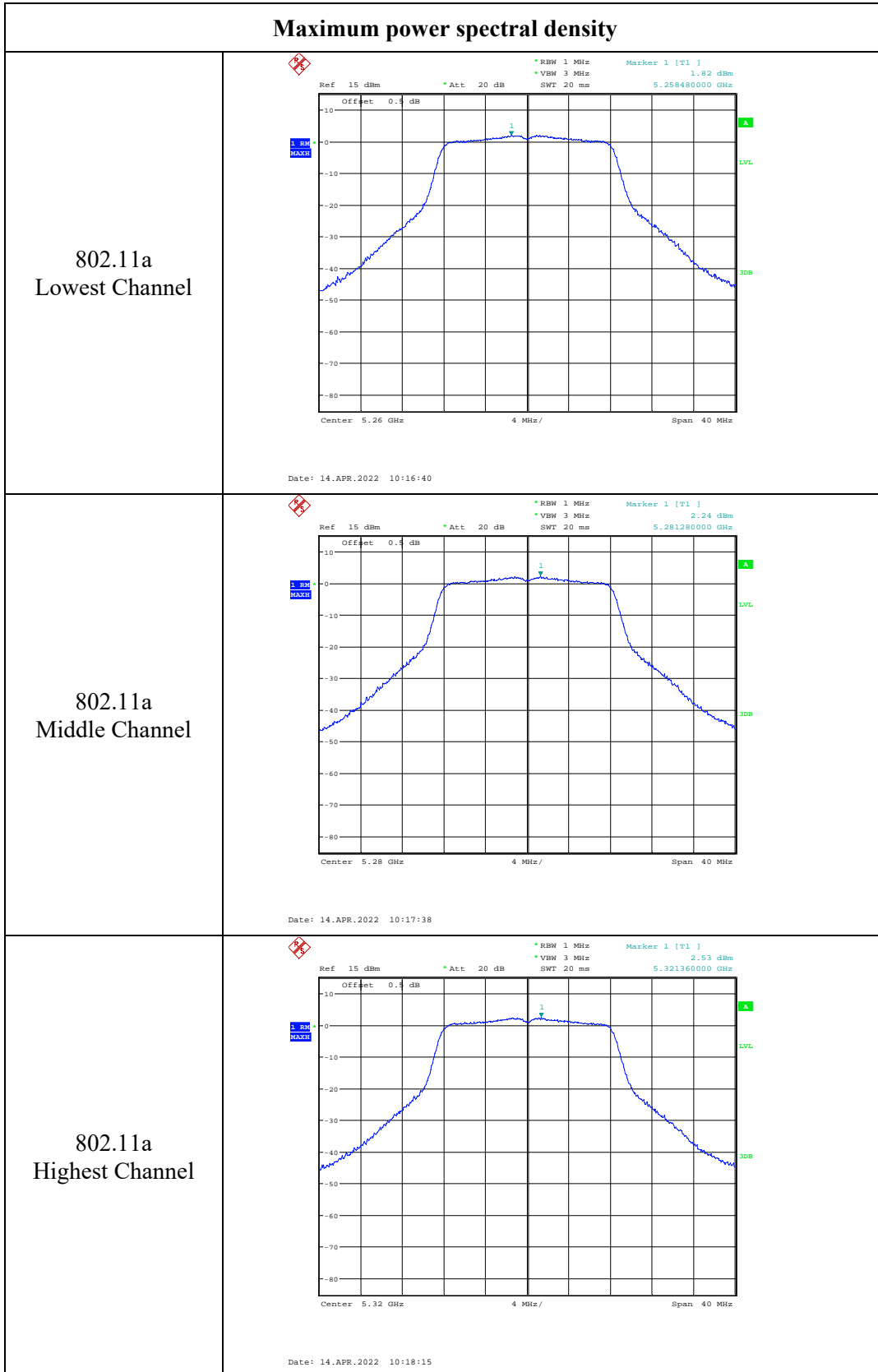
802.11ac vht80
Middle Channel



Date: 13.APR.2022 20:00:01

5250-5350MHz:

Chain 0:

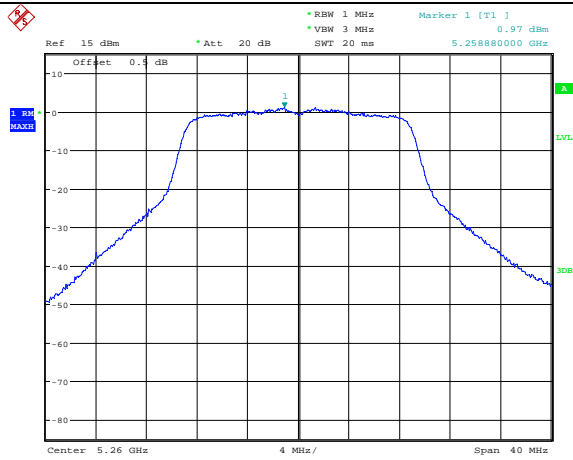


Maximum power spectral density

<p>802.11n ht20 Lowest Channel</p>	<p>Date: 14.APR.2022 10:20:14</p>
<p>802.11n ht20 Middle Channel</p>	<p>Date: 14.APR.2022 10:20:41</p>
<p>802.11n ht20 Highest Channel</p>	<p>Date: 14.APR.2022 10:19:39</p>

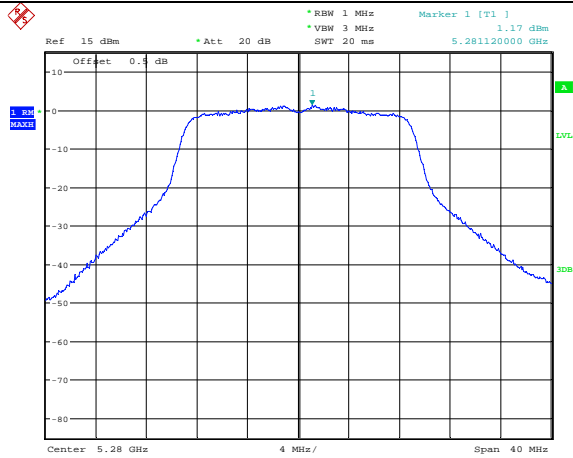
Maximum power spectral density

802.11ac vht20
Lowest Channel



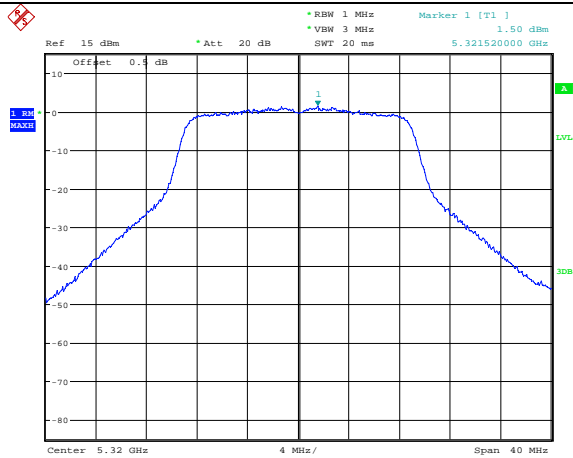
Date: 14.APR.2022 10:23:47

802.11ac vht20
Middle Channel



Date: 14.APR.2022 10:24:21

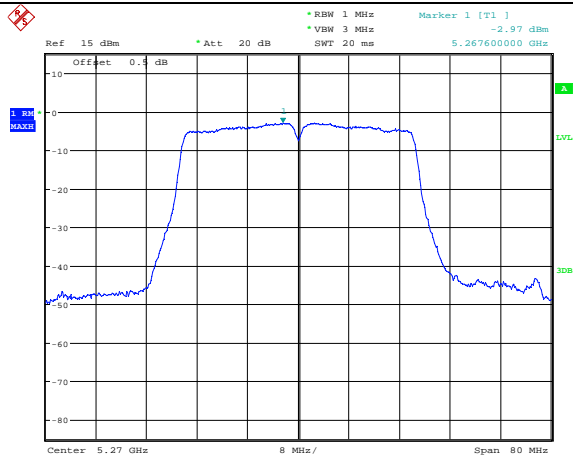
802.11ac vht20
Highest Channel



Date: 14.APR.2022 10:24:59

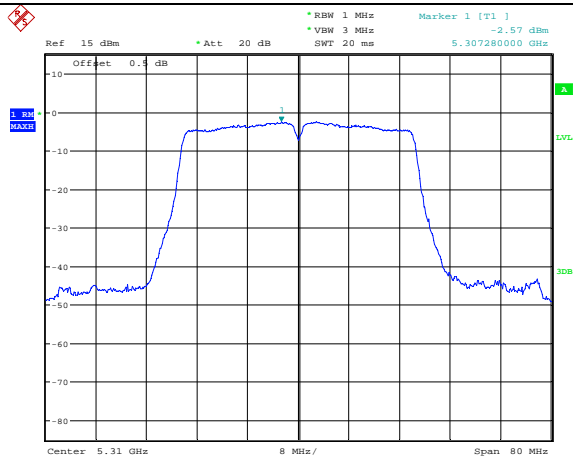
Maximum power spectral density

802.11ac vht40
Lowest Channel



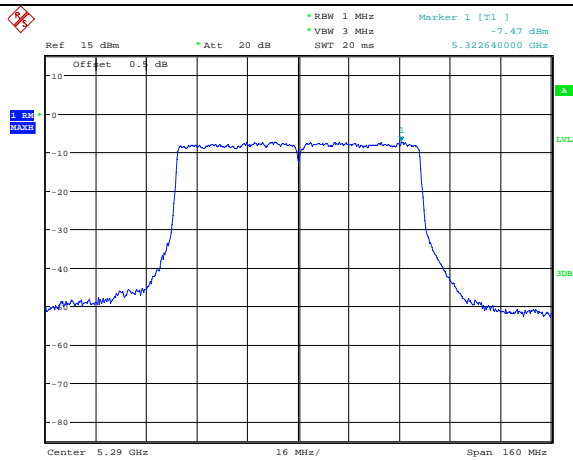
Date: 14.APR.2022 10:25:47

802.11ac vht40
Highest Channel



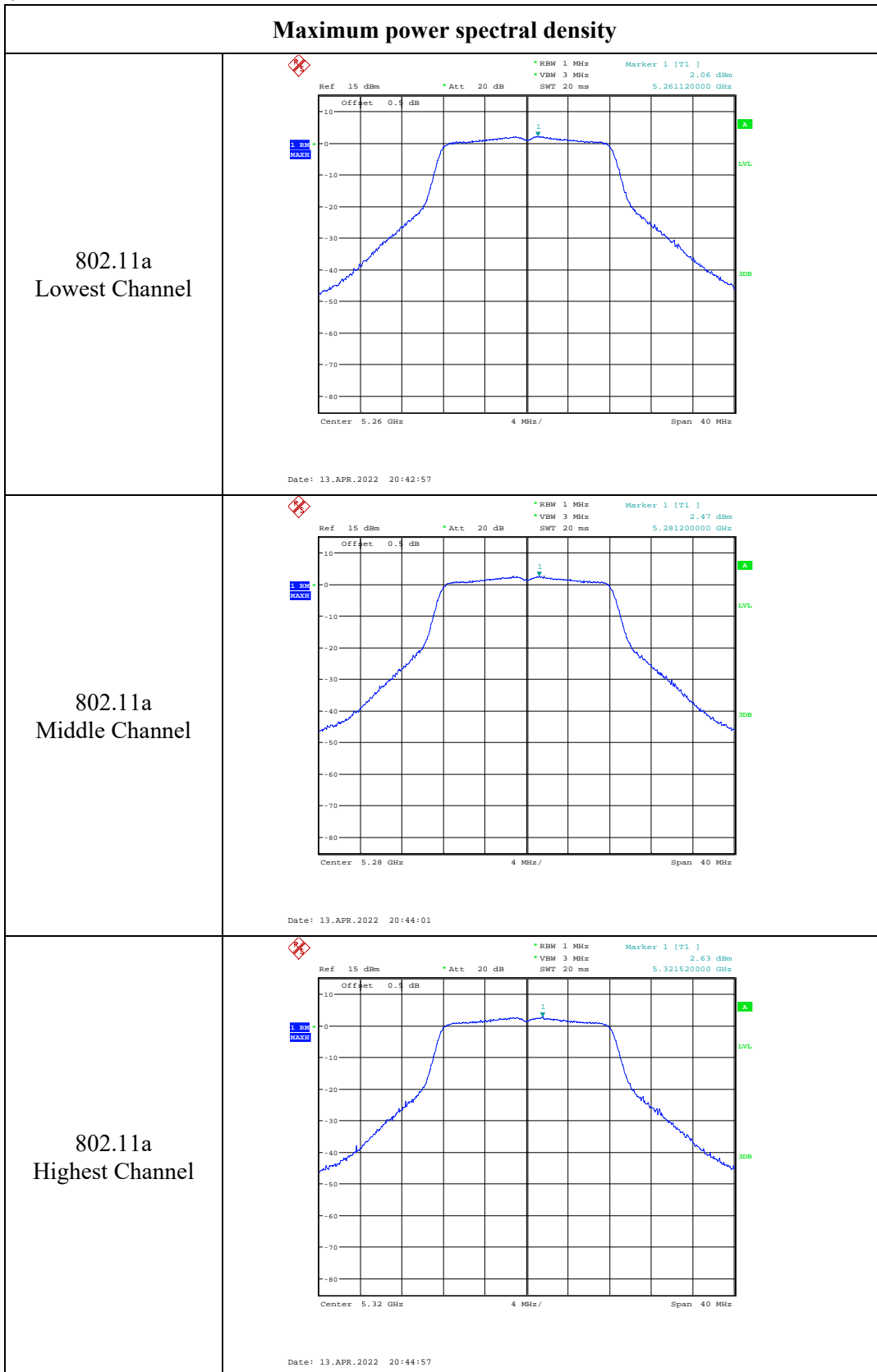
Date: 14.APR.2022 10:26:21

802.11ac vht80
Middle Channel



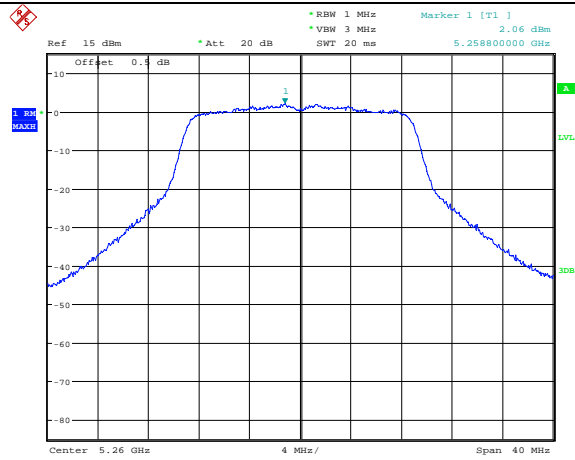
Date: 14.APR.2022 10:27:09

Chain 1:



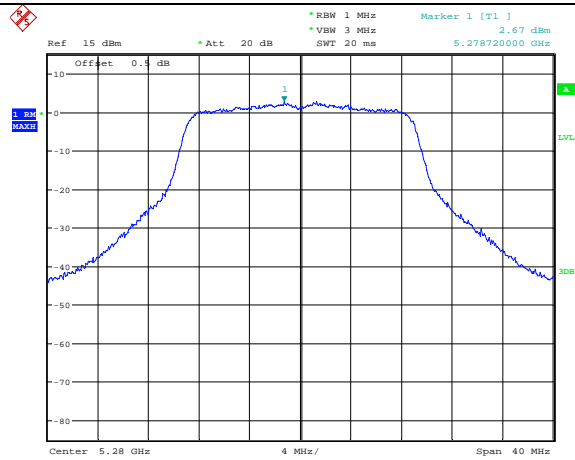
Maximum power spectral density

802.11n ht20
Lowest Channel



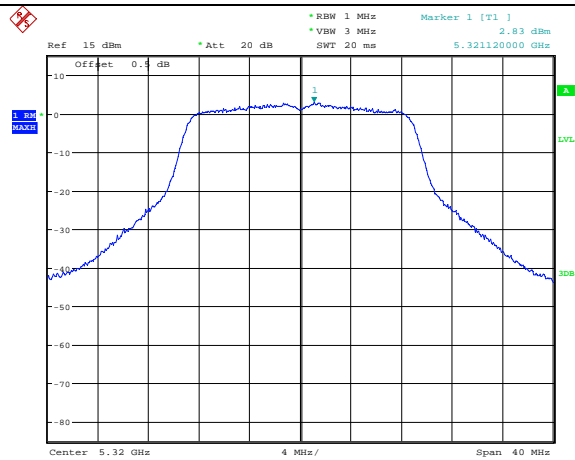
Date: 13.APR.2022 20:46:21

802.11n ht20
Middle Channel



Date: 13.APR.2022 20:47:20

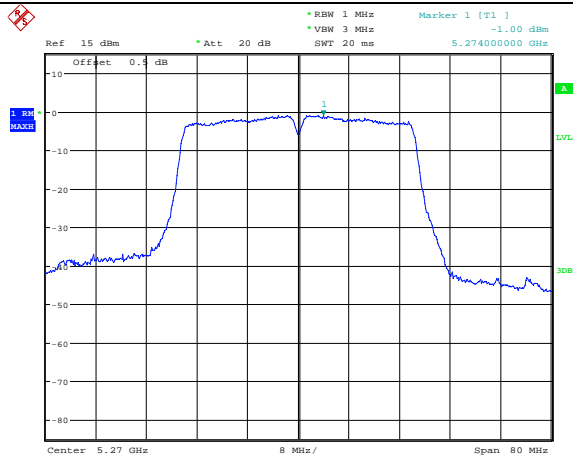
802.11n ht20
Highest Channel



Date: 13.APR.2022 20:49:03

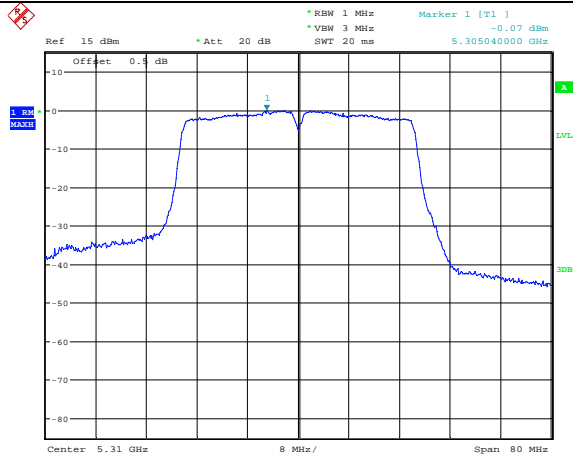
Maximum power spectral density

802.11n ht40
Lowest Channel



Date: 13.APR.2022 20:50:21

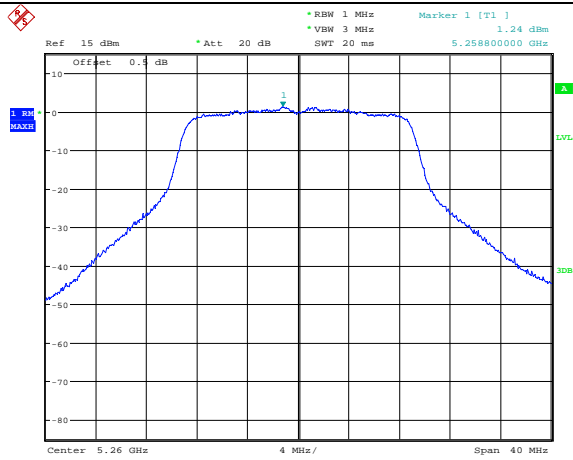
802.11n ht40
Highest Channel



Date: 13.APR.2022 20:51:24

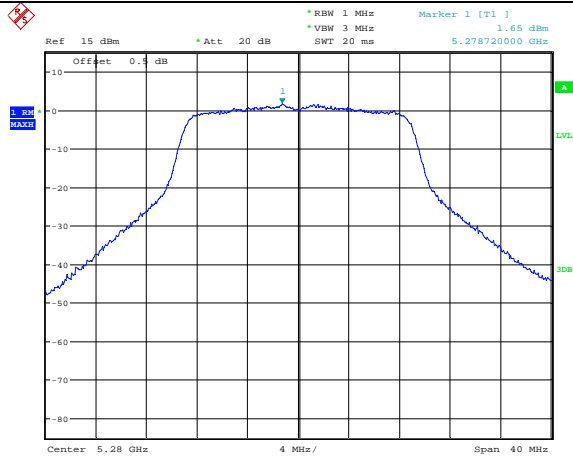
Maximum power spectral density

802.11ac vht20
Lowest Channel



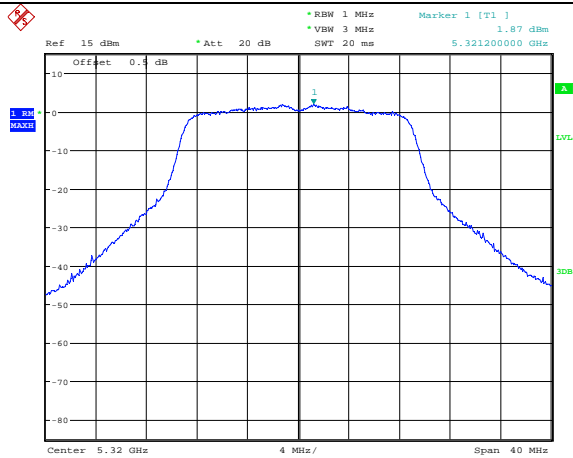
Date: 13.APR.2022 20:52:59

802.11ac vht20
Middle Channel



Date: 13.APR.2022 20:54:14

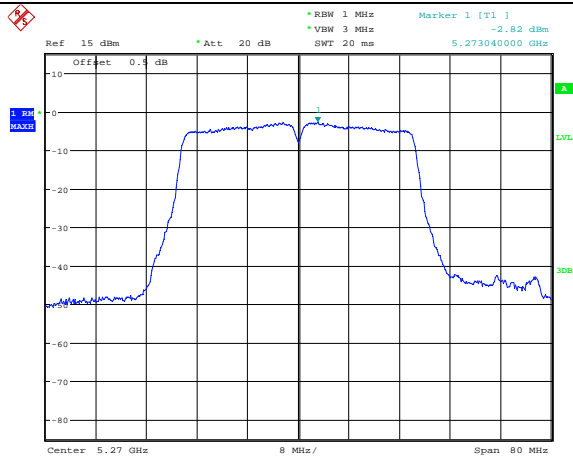
802.11ac vht20
Highest Channel



Date: 13.APR.2022 20:56:20

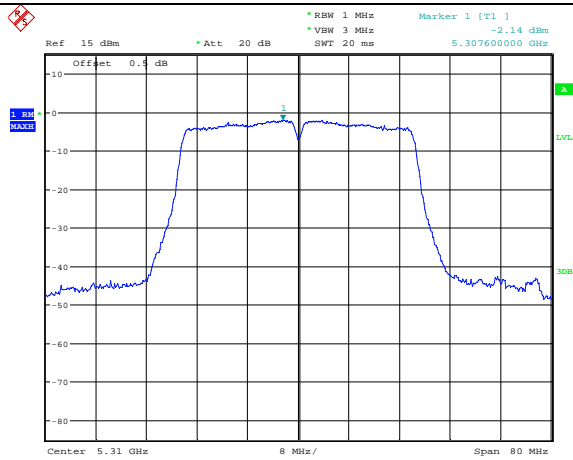
Maximum power spectral density

802.11ac vht40
Lowest Channel



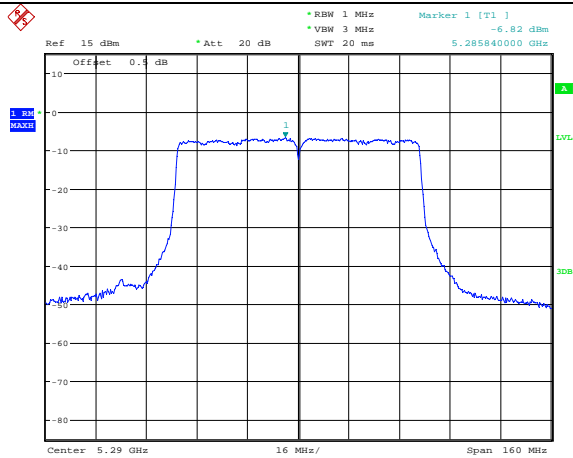
Date: 13.APR.2022 20:57:47

802.11ac vht40
Highest Channel



Date: 13.APR.2022 20:58:48

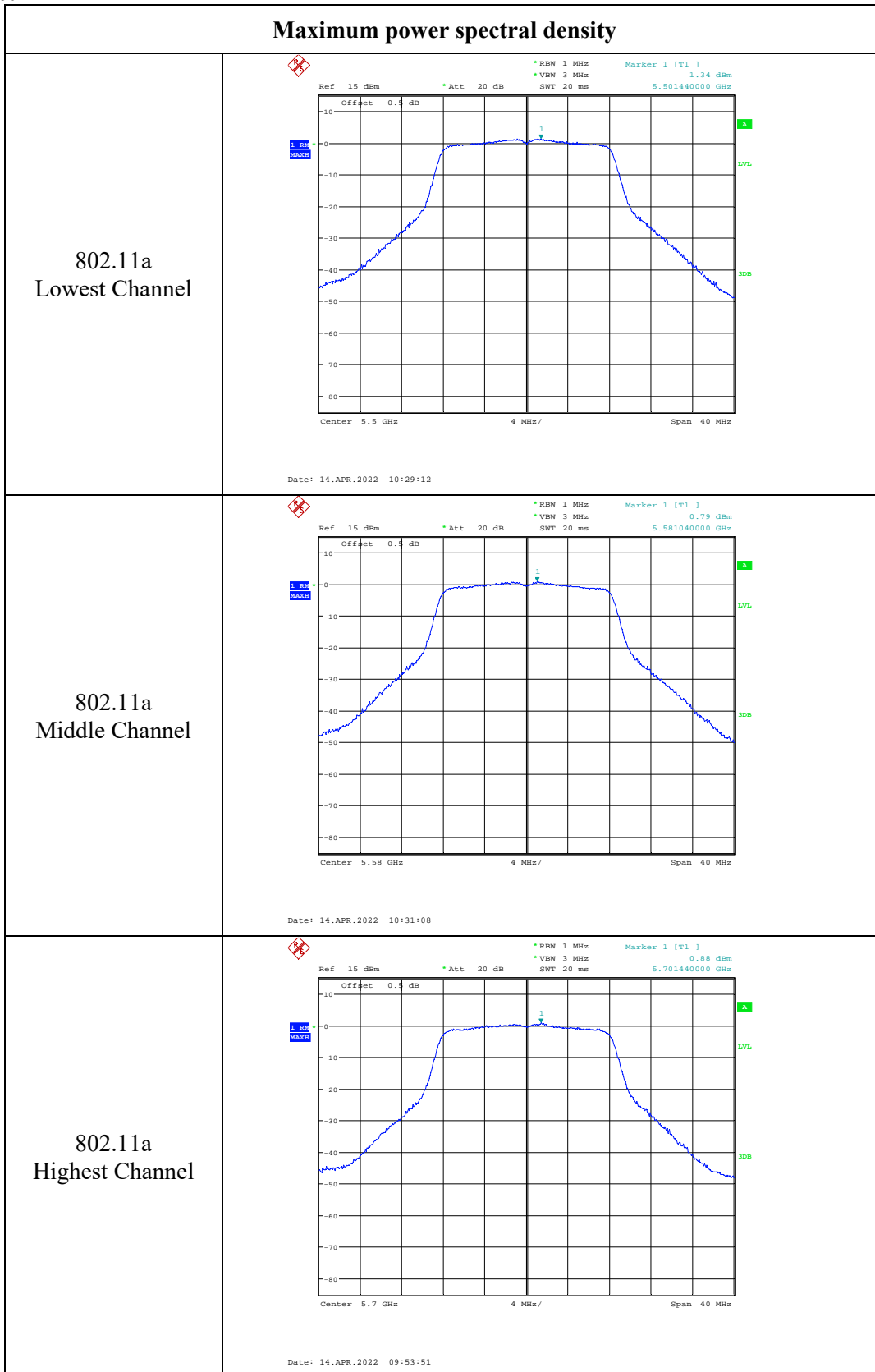
802.11ac vht80
Middle Channel



Date: 13.APR.2022 21:00:47

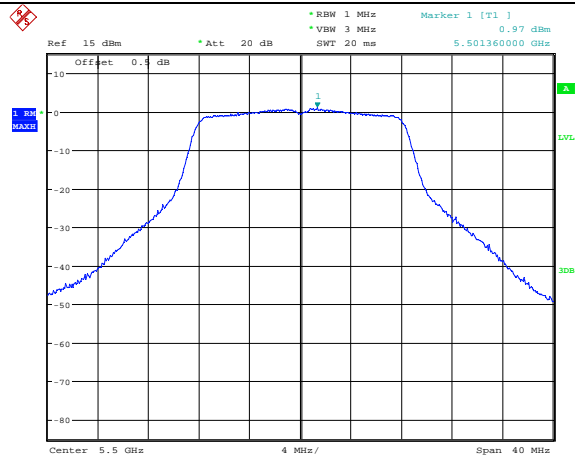
5470-5725MHz:

Chain 0:



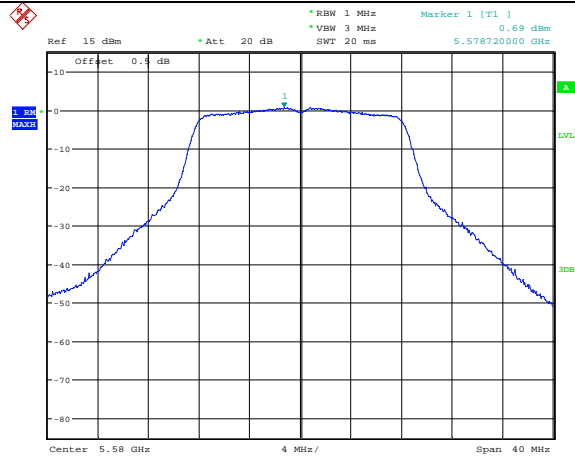
Maximum power spectral density

802.11n ht20
Lowest Channel



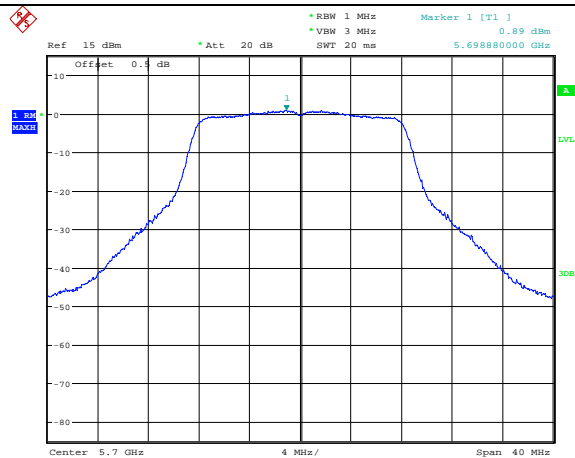
Date: 14.APR.2022 10:33:45

802.11n ht20
Middle Channel



Date: 14.APR.2022 10:36:01

802.11n ht20
Highest Channel



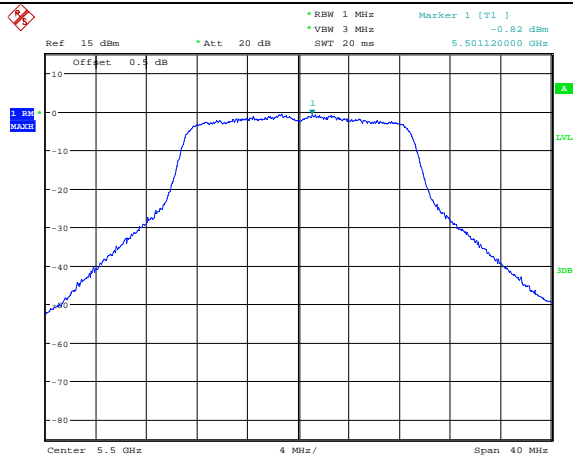
Date: 14.APR.2022 10:37:45

Maximum power spectral density

<p>802.11n ht40 Lowest Channel</p>	<p>Ref 15 dBm * Att 20 dB * RBW 1 MHz Marker 1 [T1] -1.55 dBm * VBW 3 MHz SWT 20 ms 5.512720000 GHz</p> <p>Offset 0.4 dB</p> <p>Center 5.51 GHz 8 MHz/ Span 80 MHz</p> <p>Date: 14.APR.2022 10:39:20</p>
<p>802.11n ht40 Middle Channel</p>	<p>Ref 15 dBm * Att 20 dB * RBW 1 MHz Marker 1 [T1] -1.60 dBm * VBW 3 MHz SWT 20 ms 5.547440000 GHz</p> <p>Offset 0.4 dB</p> <p>Center 5.55 GHz 8 MHz/ Span 80 MHz</p> <p>Date: 14.APR.2022 10:40:53</p>
<p>802.11n ht40 Highest Channel</p>	<p>Ref 15 dBm * Att 20 dB * RBW 1 MHz Marker 1 [T1] -1.75 dBm * VBW 3 MHz SWT 20 ms 5.667440000 GHz</p> <p>Offset 0.4 dB</p> <p>Center 5.67 GHz 8 MHz/ Span 80 MHz</p> <p>Date: 14.APR.2022 10:43:22</p>

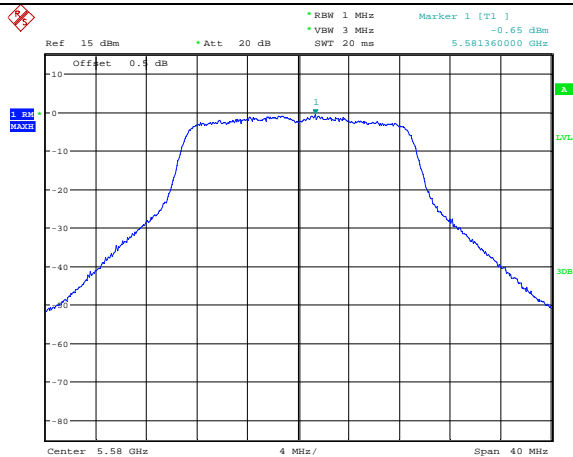
Maximum power spectral density

802.11ac vht20
Lowest Channel



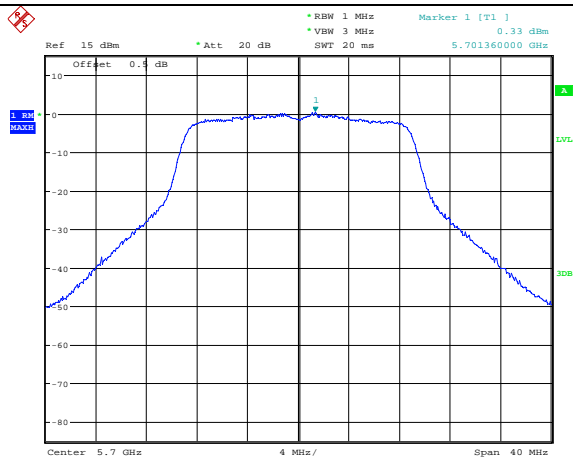
Date: 14.APR.2022 10:52:29

802.11ac vht20
Middle Channel



Date: 14.APR.2022 10:53:48

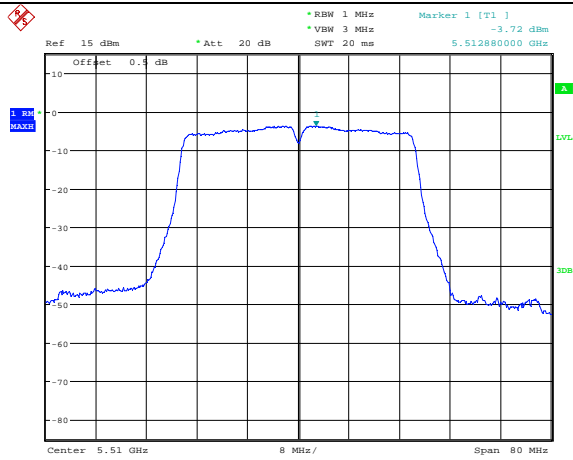
802.11ac vht20
Highest Channel



Date: 14.APR.2022 10:56:06

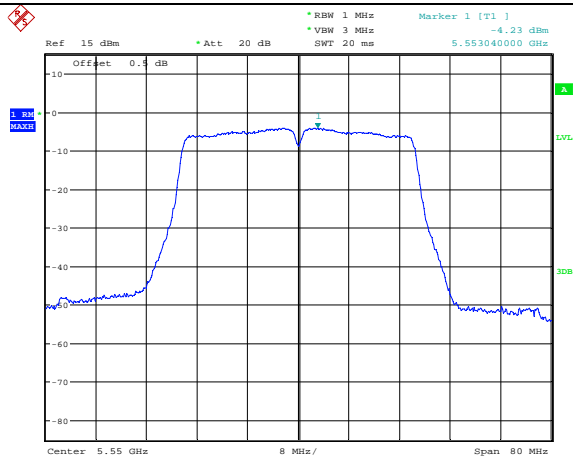
Maximum power spectral density

802.11ac vht40
Lowest Channel



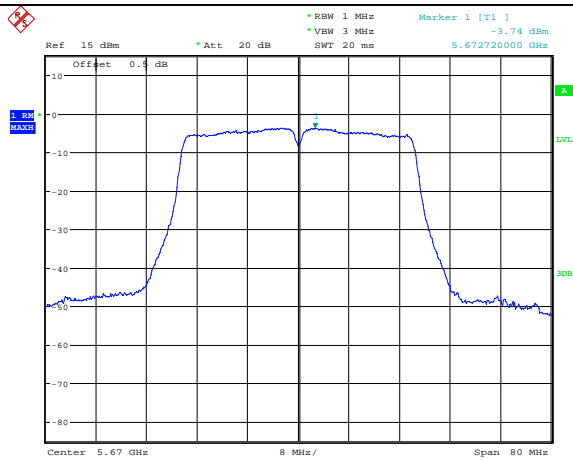
Date: 14.APR.2022 10:58:27

802.11ac vht40
Middle Channel



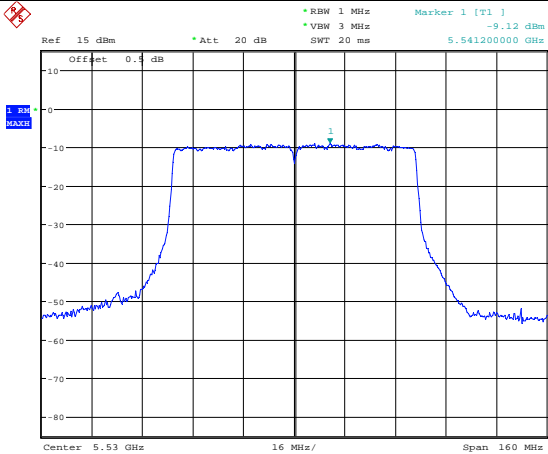
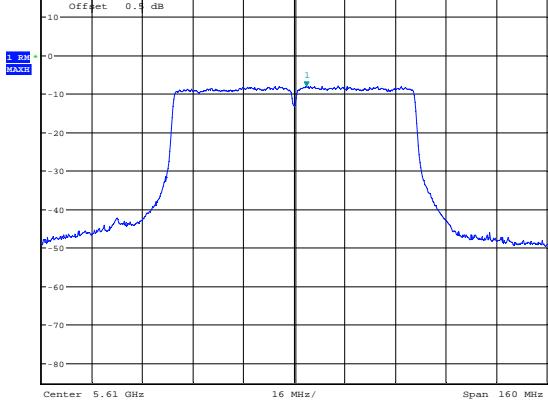
Date: 14.APR.2022 10:59:31

802.11ac vht40
Highest Channel

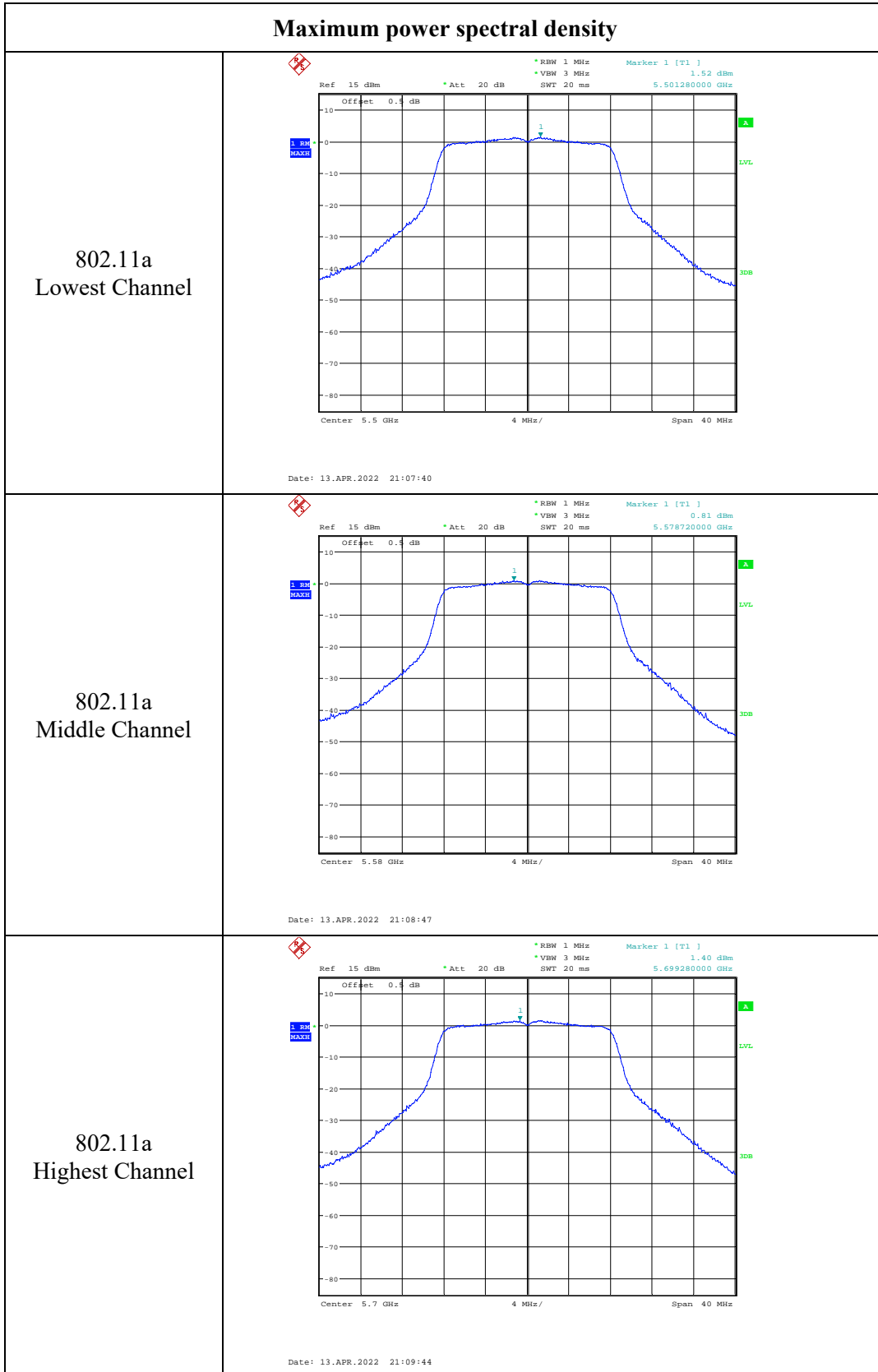


Date: 14.APR.2022 11:02:03

Maximum power spectral density

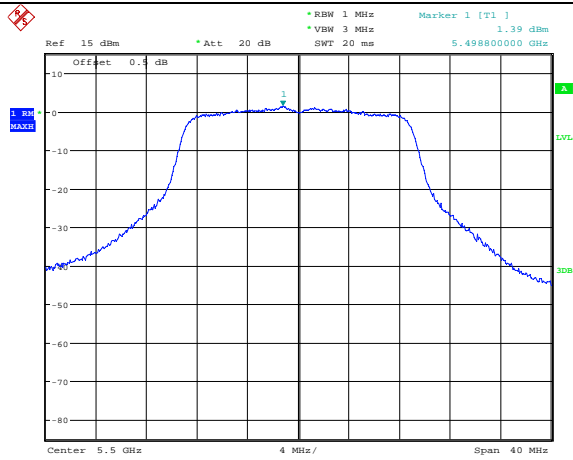
<p>802.11ac vht80 Lowest Channel</p>	 <p>Ref 15 dBm * Att 20 dB * RBW 1 MHz Marker 1 [T1] -9.12 dBm * VBN 3 MHz 5.541200000 GHz SWT 20 ms</p> <p>Offset 0.5 dB</p> <p>Center 5.53 GHz 16 MHz/ Span 160 MHz</p> <p>Date: 14.APR.2022 11:03:14</p>
<p>802.11ac vht80 Highest Channel</p>	 <p>Ref 15 dBm * Att 20 dB * RBW 1 MHz Marker 1 [T1] -8.11 dBm * VBN 3 MHz 5.613846154 GHz SWT 20 ms</p> <p>Offset 0.5 dB</p> <p>Center 5.61 GHz 16 MHz/ Span 160 MHz</p> <p>Date: 14.APR.2022 13:16:32</p>

Chain 1:



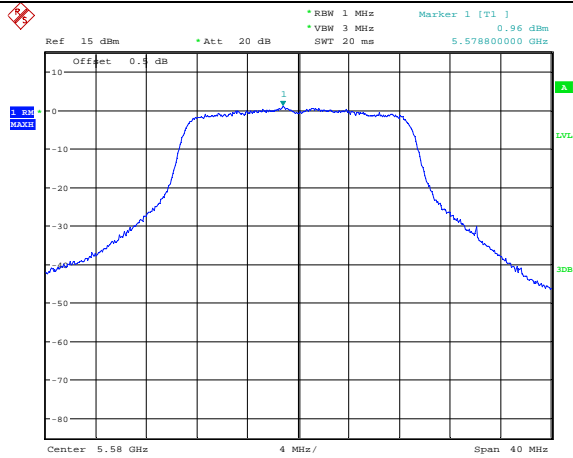
Maximum power spectral density

802.11n ht20
Lowest Channel



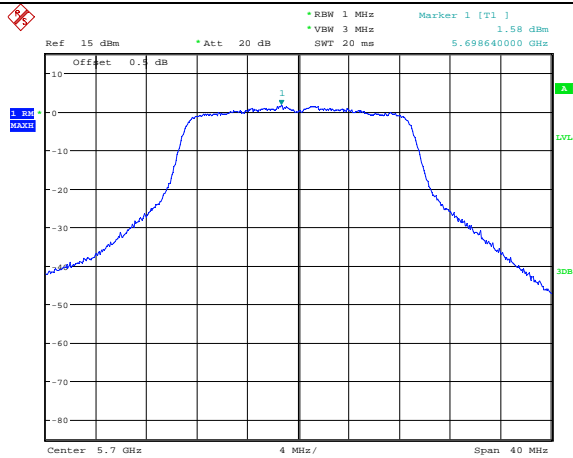
Date: 13.APR.2022 21:11:22

802.11n ht20
Middle Channel



Date: 13.APR.2022 21:12:48

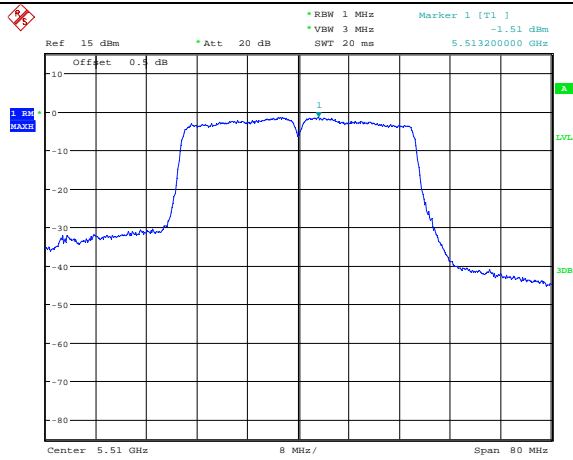
802.11n ht20
Highest Channel



Date: 13.APR.2022 21:14:19

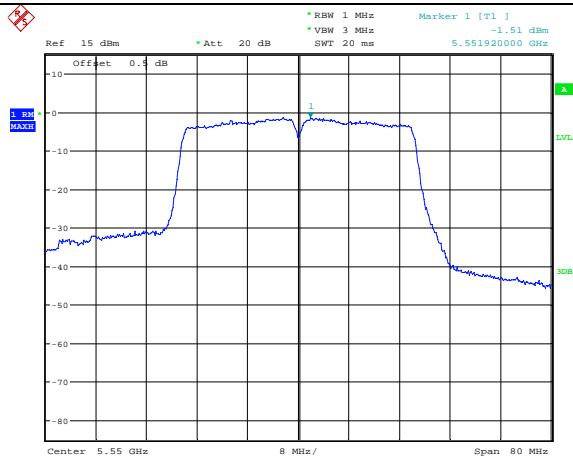
Maximum power spectral density

802.11n ht40
Lowest Channel



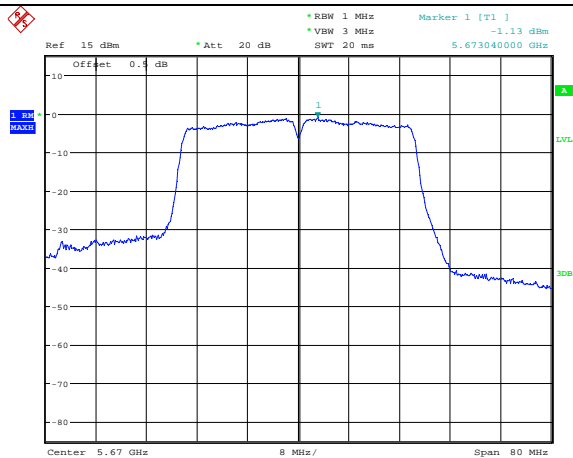
Date: 13.APR.2022 21:16:42

802.11n ht40
Middle Channel



Date: 13.APR.2022 21:17:58

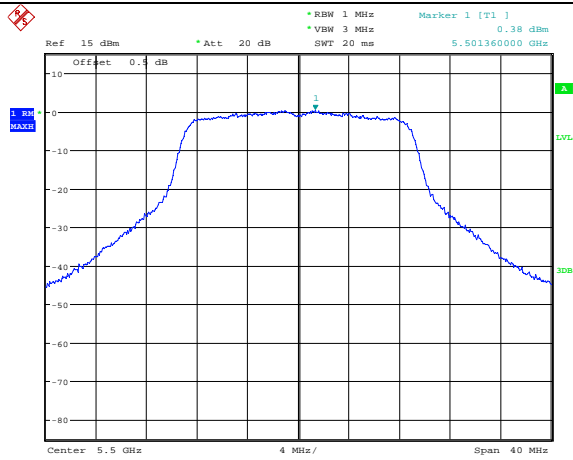
802.11n ht40
Highest Channel



Date: 13.APR.2022 21:19:12

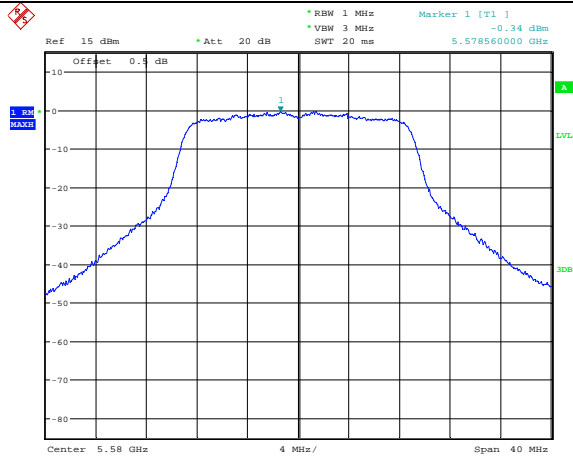
Maximum power spectral density

802.11ac vht20
Lowest Channel



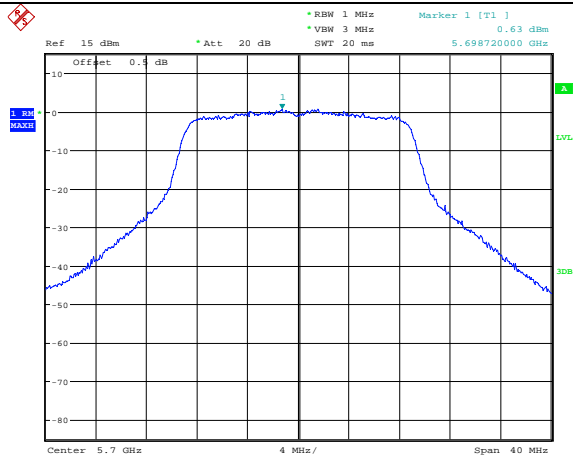
Date: 13.APR.2022 21:21:09

802.11ac vht20
Middle Channel



Date: 13.APR.2022 21:22:19

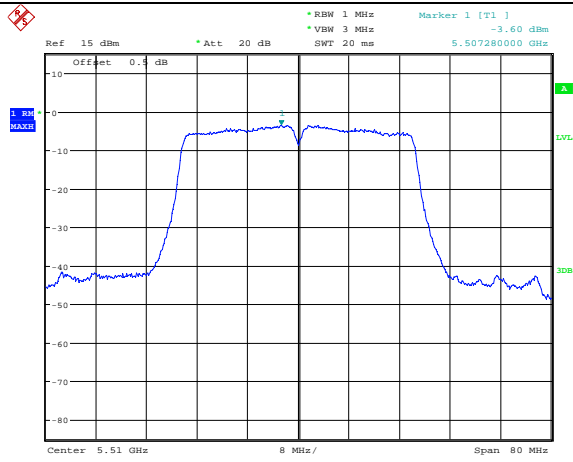
802.11ac vht20
Highest Channel



Date: 13.APR.2022 21:23:40

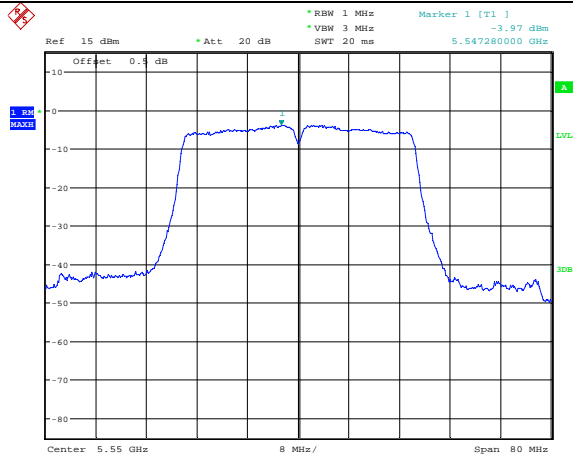
Maximum power spectral density

802.11ac vht40
Lowest Channel



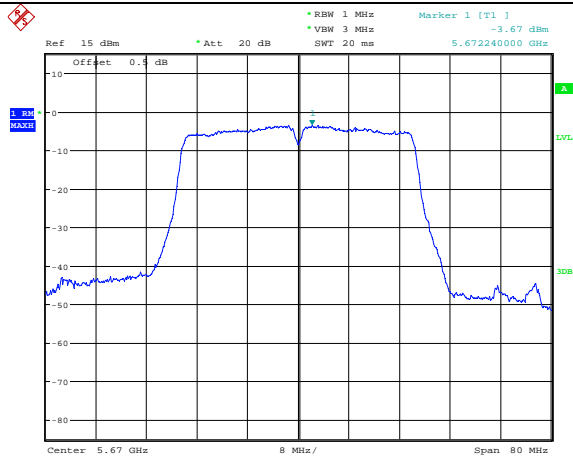
Date: 13.APR.2022 21:25:47

802.11ac vht40
Middle Channel



Date: 13.APR.2022 21:27:07

802.11ac vht40
Highest Channel



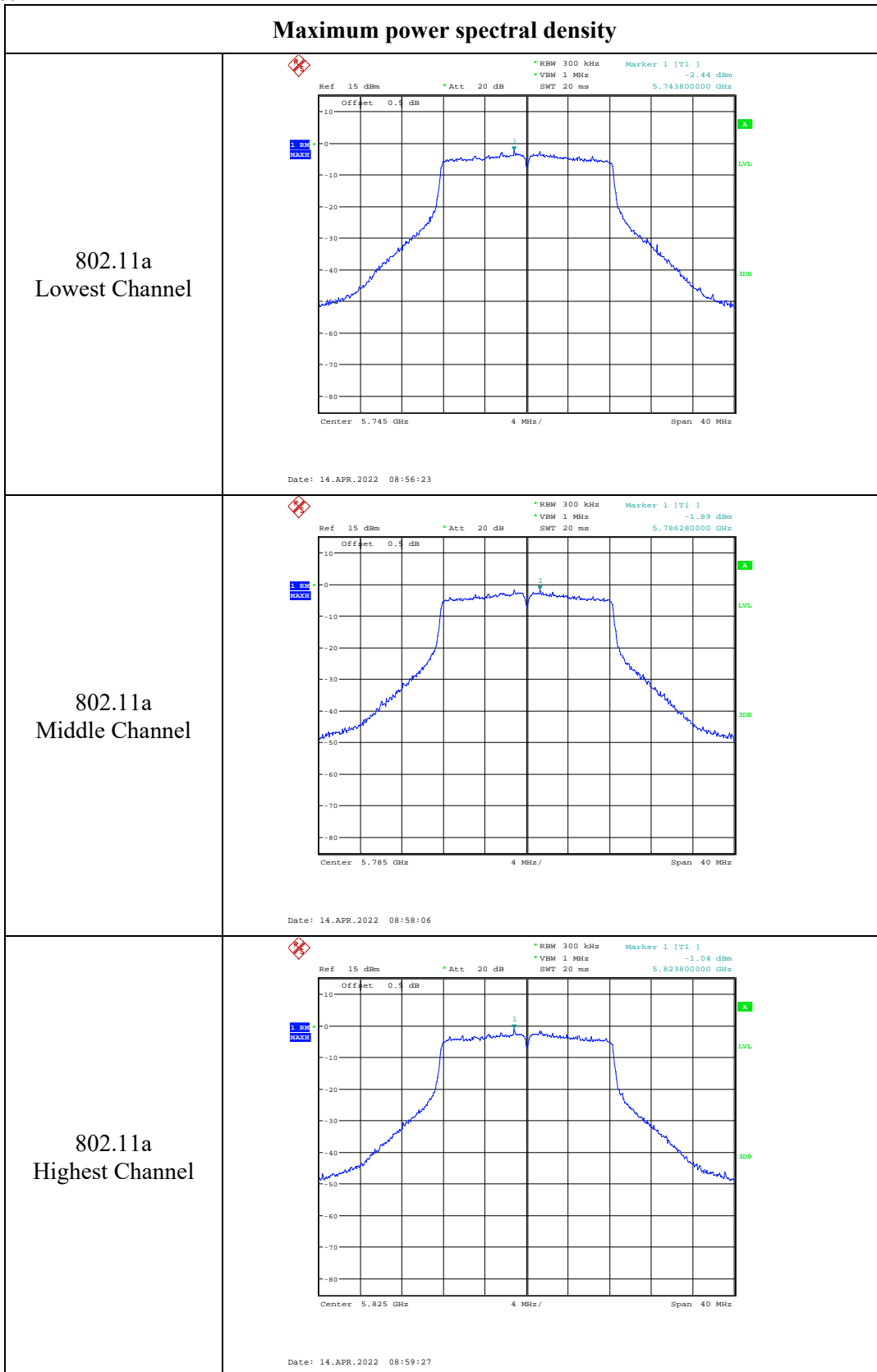
Date: 13.APR.2022 21:28:08

Maximum power spectral density

<p>802.11ac vht80 Lowest Channel</p>	<p>Ref 15 dBm * Att 20 dB * RBW 1 MHz Marker 1 [T1] -8.89 dBm * VBN 3 MHz 5.523920000 GHz SWT 20 ms</p> <p>Offset 0.5 dB</p> <p>1.00 MAX</p> <p>Center 5.53 GHz 16 MHz/ Span 160 MHz</p> <p>Date: 13.APR.2022 21:29:50</p>
<p>802.11ac vht80 Highest Channel</p>	<p>Ref 15 dBm * Att 20 dB * RBW 1 MHz Marker 1 [T1] -8.59 dBm * VBN 3 MHz 5.582564103 GHz SWT 20 ms</p> <p>Offset 0.5 dB</p> <p>1.00 MAX</p> <p>Center 5.61 GHz 16 MHz/ Span 160 MHz</p> <p>Date: 14.APR.2022 13:17:33</p>

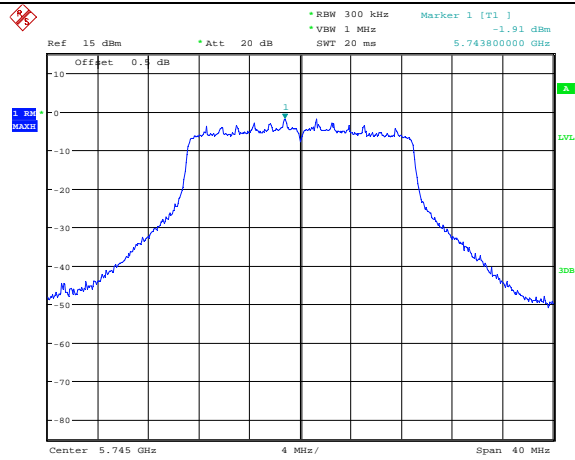
5725-5850MHz:

Chain 0:



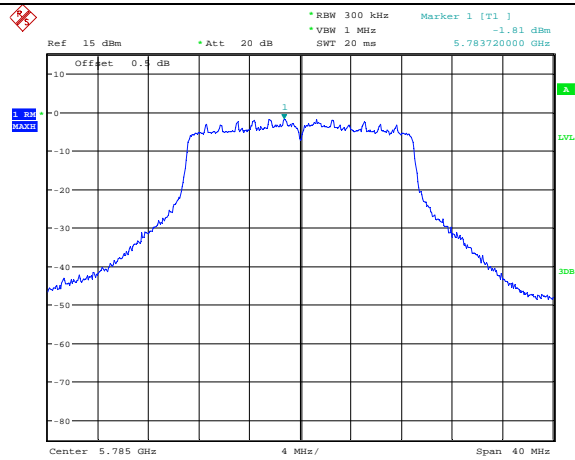
Maximum power spectral density

802.11n ht20
Lowest Channel



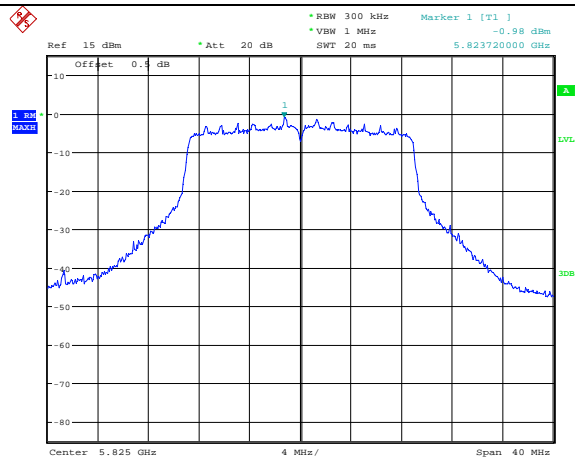
Date: 14.APR.2022 09:22:37

802.11n ht20
Middle Channel



Date: 14.APR.2022 09:02:03

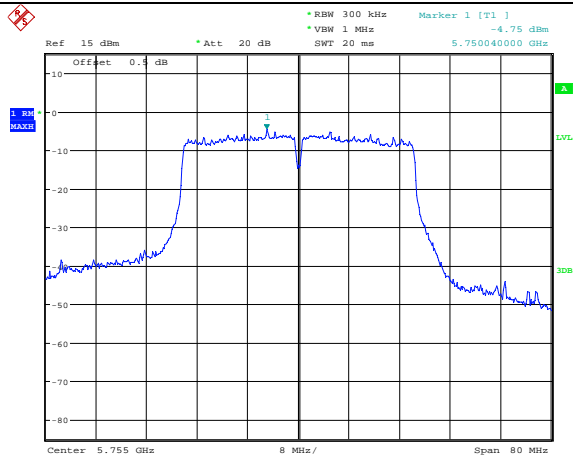
802.11n ht20
Highest Channel



Date: 14.APR.2022 09:00:56

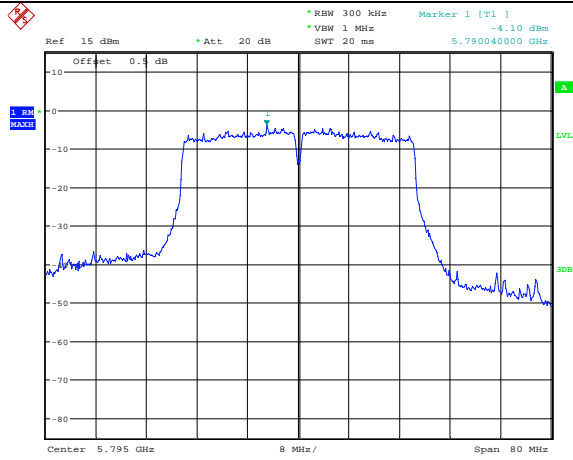
Maximum power spectral density

802.11n ht40
Lowest Channel



Date: 14.APR.2022 09:03:38

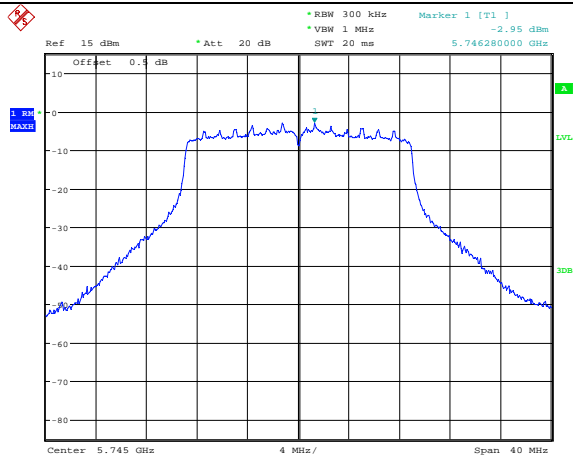
802.11n ht40
Highest Channel



Date: 14.APR.2022 09:04:47

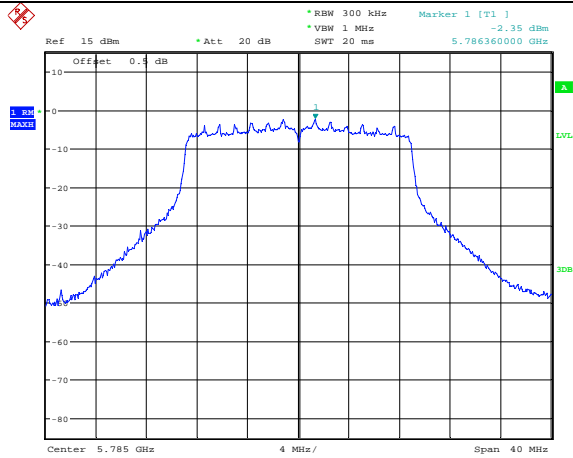
Maximum power spectral density

802.11ac vht20
Lowest Channel



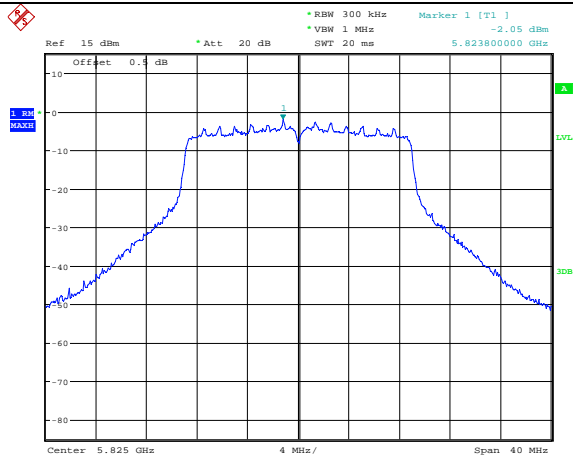
Date: 14.APR.2022 09:06:25

802.11ac vht20
Middle Channel



Date: 14.APR.2022 09:07:28

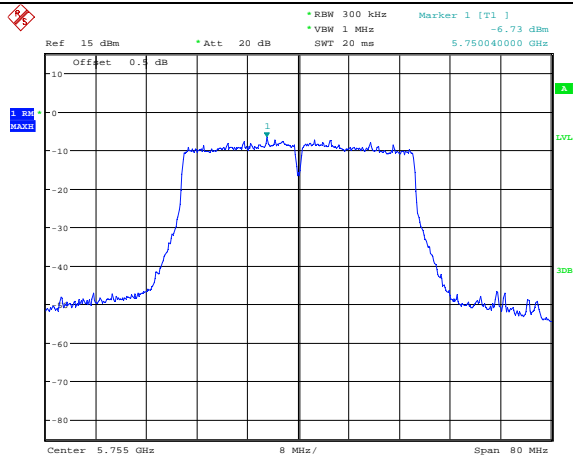
802.11ac vht20
Highest Channel



Date: 14.APR.2022 09:08:35

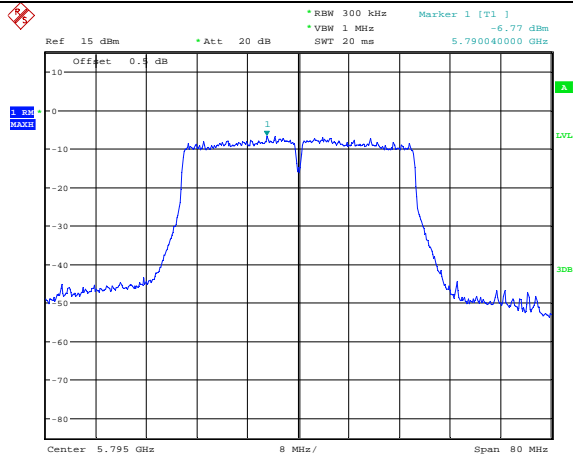
Maximum power spectral density

802.11ac vht40
Lowest Channel



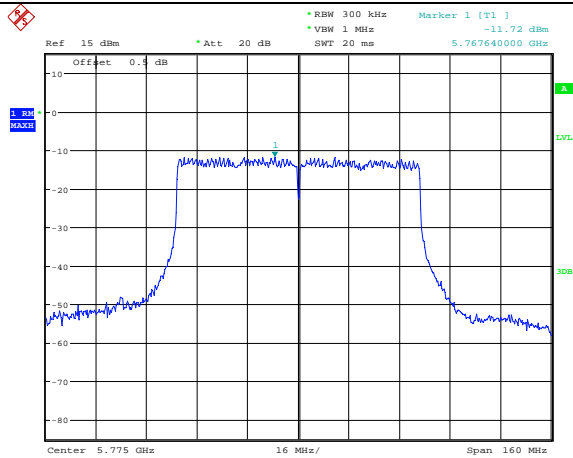
Date: 14.APR.2022 09:10:09

802.11ac vht40
Highest Channel



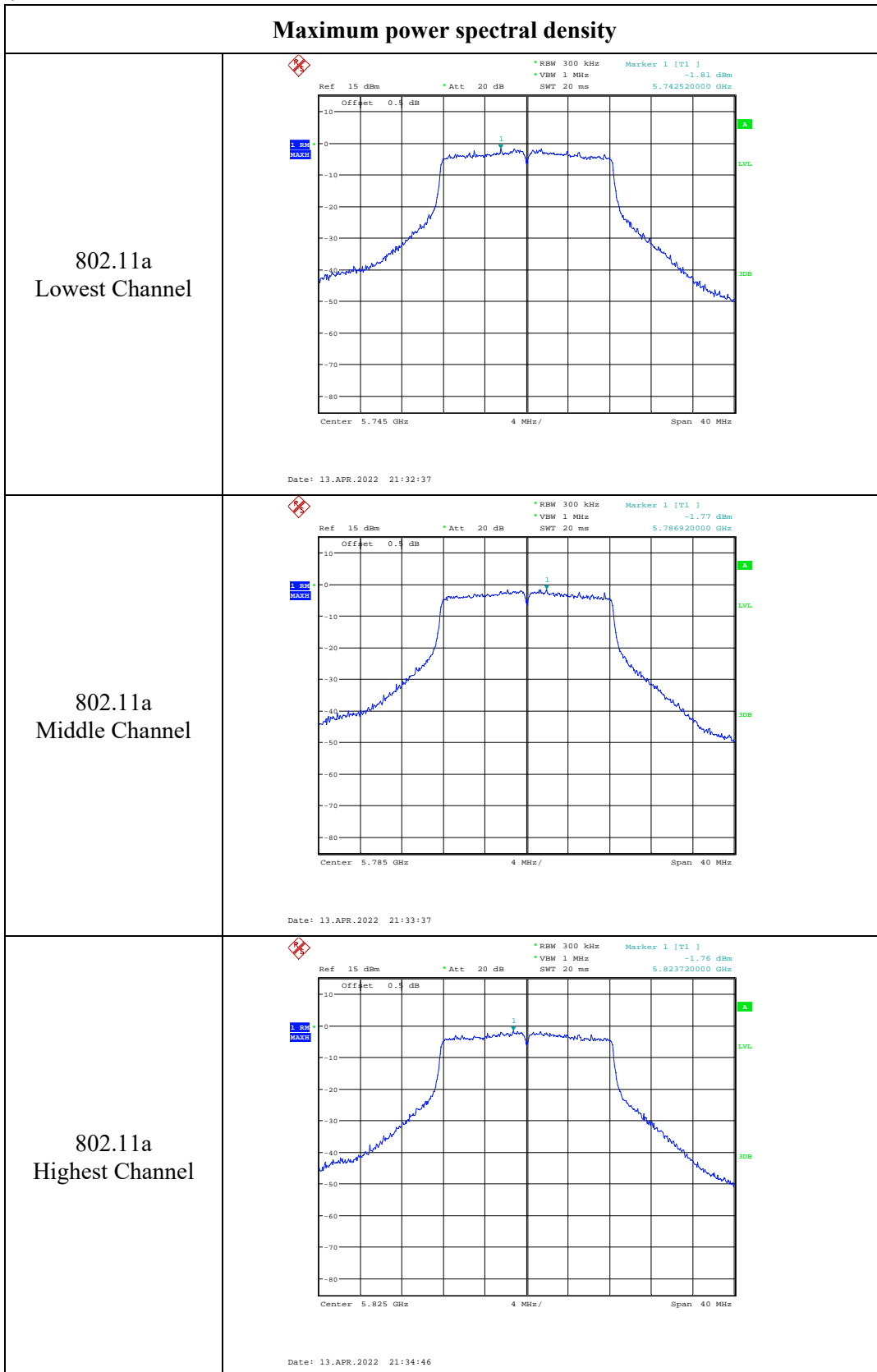
Date: 14.APR.2022 09:11:31

802.11ac vht80
Middle Channel



Date: 14.APR.2022 09:13:14

Chain 1:

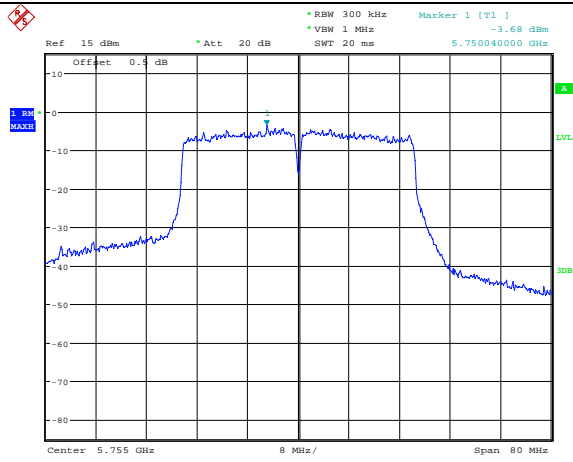


Maximum power spectral density

<p>802.11n ht20 Lowest Channel</p>	<p>Ref 15 dBm * Att 20 dB * RBW 300 kHz * VBW 1 MHz * SWT 20 ms Marker 1 [T1] -1.24 dBm 5.743720000 GHz</p> <p>Offset 0.4 dB</p> <p>Center 5.745 GHz 4 MHz/ Span 40 MHz</p> <p>Date: 13.APR.2022 21:37:27</p>
<p>802.11n ht20 Middle Channel</p>	<p>Ref 15 dBm * Att 20 dB * RBW 300 kHz * VBW 1 MHz * SWT 20 ms Marker 1 [T1] -0.41 dBm 5.786280000 GHz</p> <p>Offset 0.4 dB</p> <p>Center 5.785 GHz 4 MHz/ Span 40 MHz</p> <p>Date: 13.APR.2022 21:38:27</p>
<p>802.11n ht20 Highest Channel</p>	<p>Ref 15 dBm * Att 20 dB * RBW 300 kHz * VBW 1 MHz * SWT 20 ms Marker 1 [T1] -0.63 dBm 5.823800000 GHz</p> <p>Offset 0.4 dB</p> <p>Center 5.825 GHz 4 MHz/ Span 40 MHz</p> <p>Date: 13.APR.2022 21:36:10</p>

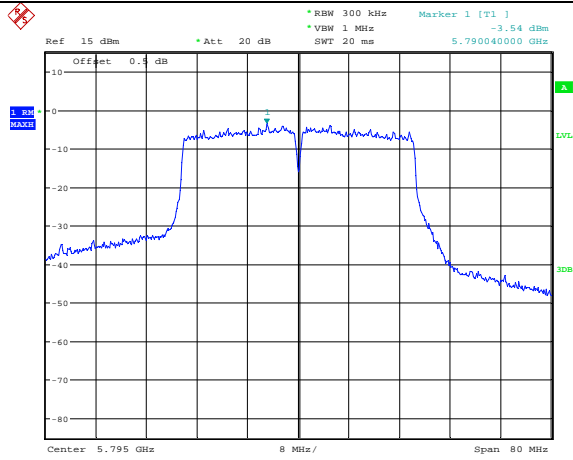
Maximum power spectral density

802.11n ht40
Lowest Channel



Date: 13.APR.2022 21:39:49

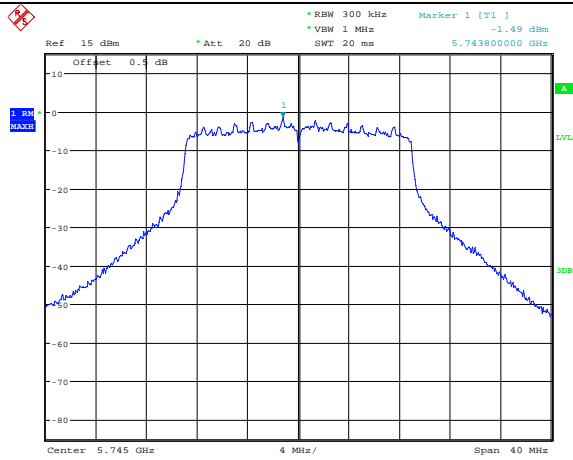
802.11n ht40
Highest Channel



Date: 13.APR.2022 21:40:57

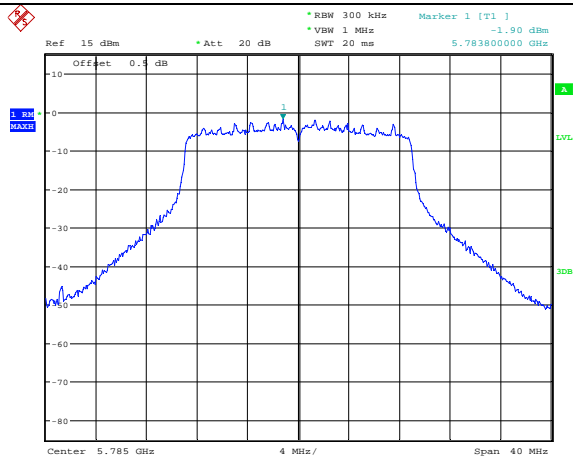
Maximum power spectral density

802.11ac vht20
Lowest Channel



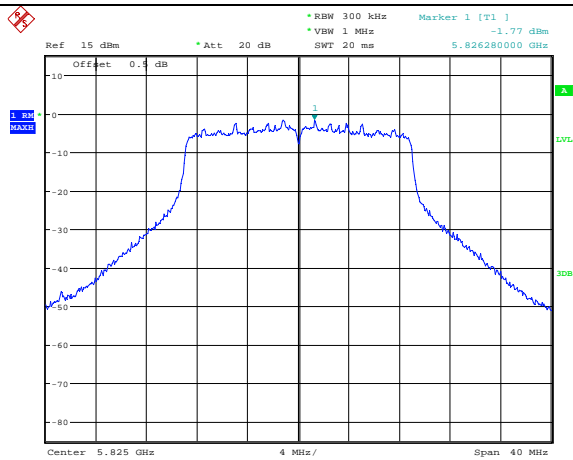
Date: 13.APR.2022 21:42:20

802.11ac vht20
Middle Channel



Date: 13.APR.2022 21:43:26

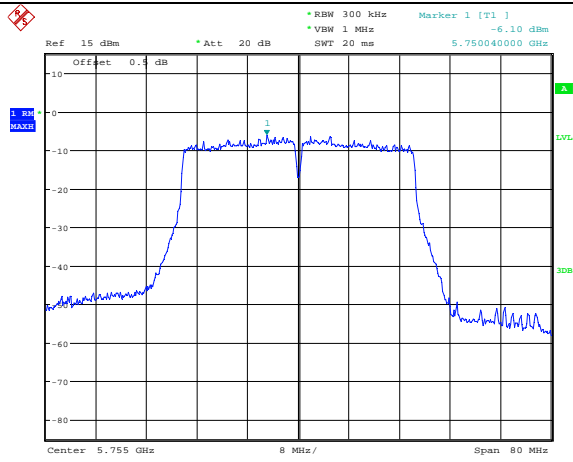
802.11ac vht20
Highest Channel



Date: 13.APR.2022 21:44:42

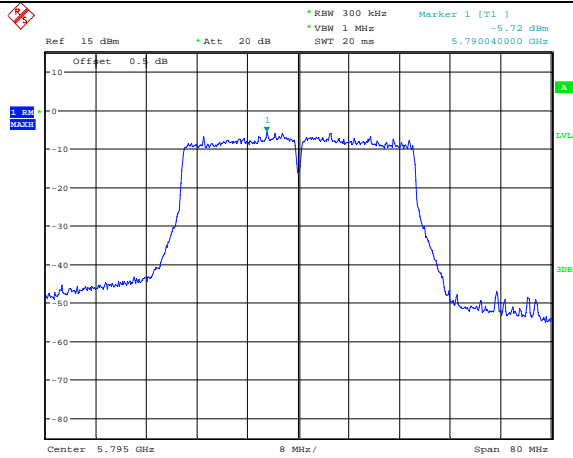
Maximum power spectral density

802.11ac vht40
Lowest Channel



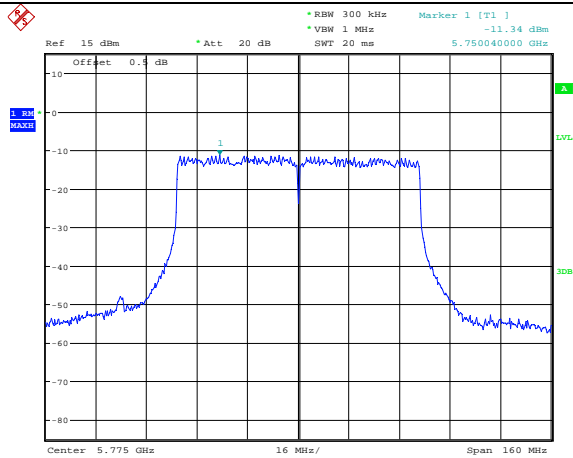
Date: 13.APR.2022 21:50:31

802.11ac vht40
Highest Channel



Date: 13.APR.2022 21:46:28

802.11ac vht80
Middle Channel



Date: 13.APR.2022 21:48:39

4.7 Duty Cycle:

Serial Number:	CR22030056-RF-S1	Test Date:	2022-04-14
Test Site:	RF	Test Mode:	Transmitting
Tester:	Julie Tan	Test Result:	N/A

Environmental Conditions:

Temperature: (°C)	27.2	Relative Humidity: (%)	43	ATM Pressure: (kPa)	100.3
----------------------	------	------------------------------	----	------------------------	-------

Test Equipment List and Details:

Manufacturer	Description	Model	Serial Number	Calibration Date	Calibration Due Date
R&S	Spectrum Analyzer	FSU26	200256	2021-07-22	2022-07-21
Unknown	Coaxial Cable	C-SJ00-0010	C0010/01	Each time	N/A

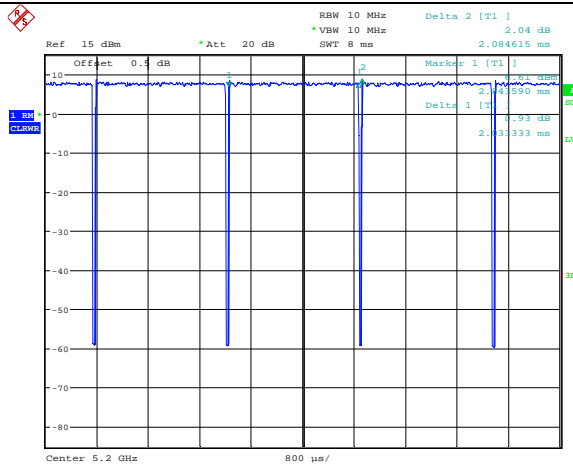
** Statement of Traceability: China Certification ICT Co., Ltd (Dongguan) attests that all calibrations have been performed, traceable to National Primary Standards and International System of Units (SI).*

Test Data:

Test Modes	Ton (ms)	Ton+off (ms)	Duty cycle (%)
802.11a	2.033	2.085	97.51
802.11n ht20	0.992	1.011	98.12
802.11n ht40	0.506	0.529	95.65
802.11ac vht20	0.205	0.234	87.61
802.11ac vht40	0.121	0.152	79.61
802.11ac vht80	0.083	0.115	72.17

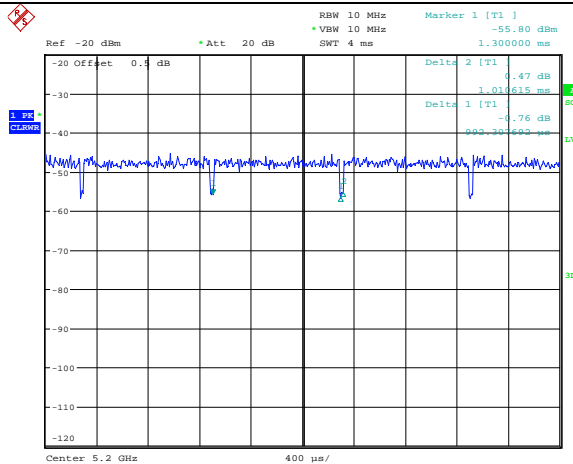
Duty Cycle

802.11a



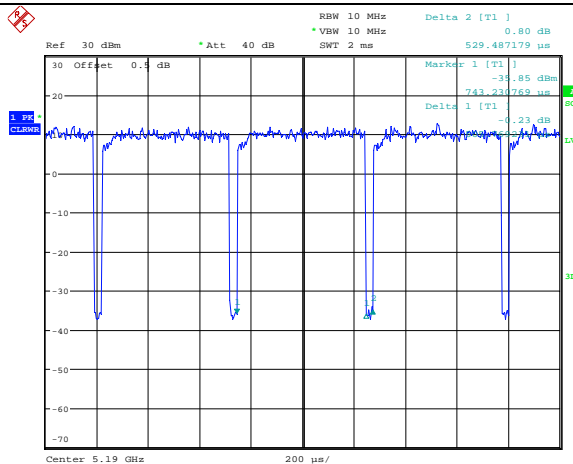
Date: 14.APR.2022 14:47:45

802.11n ht20

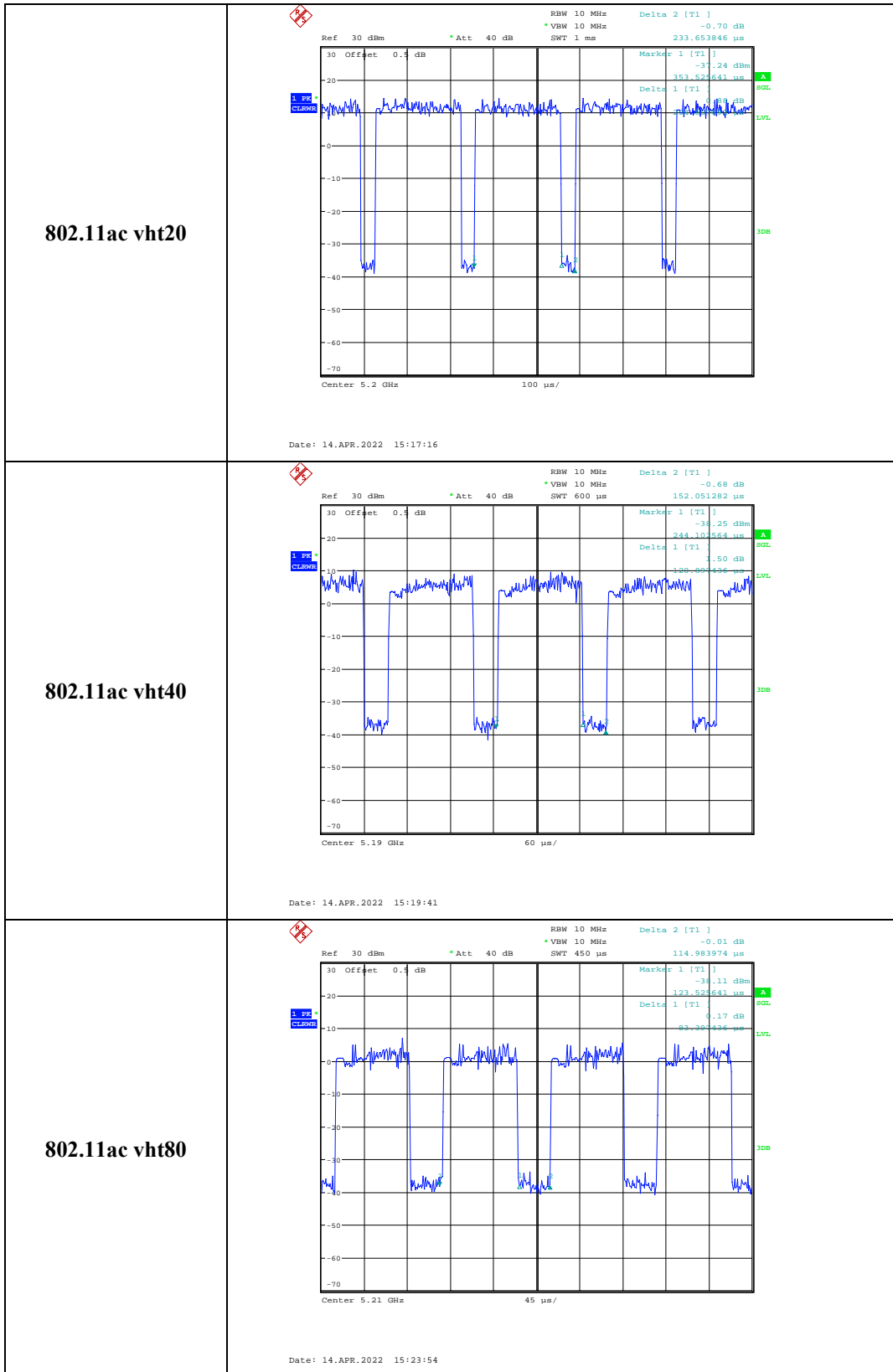


Date: 14.APR.2022 15:10:34

802.11n ht40



Date: 14.APR.2022 15:14:35



==== END OF REPORT ====