

Appendix B

➤ Test Setup Photograph


<AC Power Line Conducted Emission>

Test Mode: Mode 1: Transmit – power by host equipment

Description: Front View of Conducted Emission Test Setup



Description: Back View of Conducted Emission Test Setup



Test Mode: Mode 2: Transmit – power by charging
Description: Front View of Conducted Emission Test Setup



Description: Back View of Conducted Emission Test Setup




<Radiated Emission>

Test Mode: Mode 1: Transmit – power by host equipment

Description: Front View of Radiated Emission Test Setup (30 MHz ~ 1 GHz)




Description: Back View of Radiated Emission Test Setup (30 MHz ~ 1 GHz)




Test Mode: Mode 2: Transmit – power by charging

Description: Front View of Radiated Emission Test Setup (30 MHz ~ 1 GHz)



Description: Back View of Radiated Emission Test Setup (30 MHz ~ 1 GHz)



Test Mode: Mode 1: Transmit – power by host equipment
Description: Front View of Radiated Emission Test Setup (Above 1 GHz)



Description: Back View of Radiated Emission Test Setup (Above 1 GHz)

