

## Appendix B


### ➤ Test Setup Photograph <AC Power Line Conducted Emission>

Test Mode: Mode 1: Transmit – power by host equipment

Description: Front View of AC Power Line Conducted Emission Test Setup



Description: Back View of AC Power Line Conducted Emission Test Setup



Test Mode: Mode 2: Transmit – power by charging  
Description: Front View of AC Power Line Conducted Emission Test Setup



Description: Back View of AC Power Line Conducted Emission Test Setup




**<Radiated Emission>**

Test Mode: Mode 1: Transmit – power by host equipment


Description: Front View of Radiated Emission Test Setup (30 MHz ~ 1 GHz)




Description: Back View of Radiated Emission Test Setup (30 MHz ~ 1 GHz)



Test Mode: Mode 2: Transmit – power by charging  
Description: Front View of Radiated Emission Test Setup (30 MHz ~ 1 GHz)



Description: Back View of Radiated Emission Test Setup (30 MHz ~ 1 GHz)



Test Mode: Mode 1: Transmit – power by host equipment

Description: Front View of Radiated Emission Test Setup (Above 1 GHz)



Description: Back View of Radiated Emission Test Setup (Above 1 GHz)

