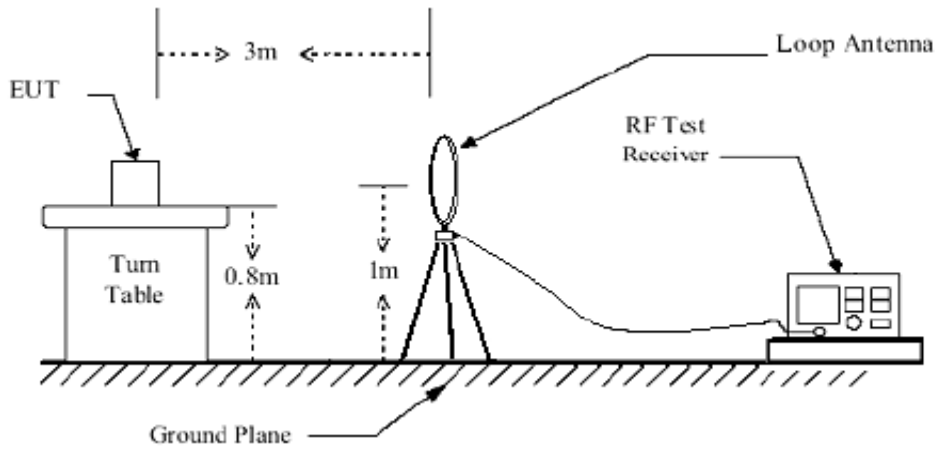


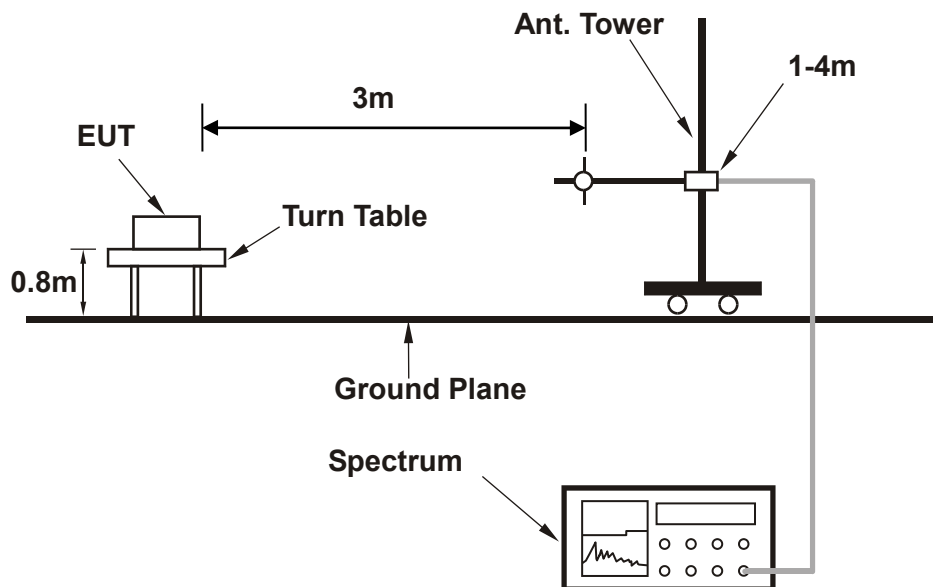


3.6.4 TEST SETUP

< Frequency Range below 30MHz >

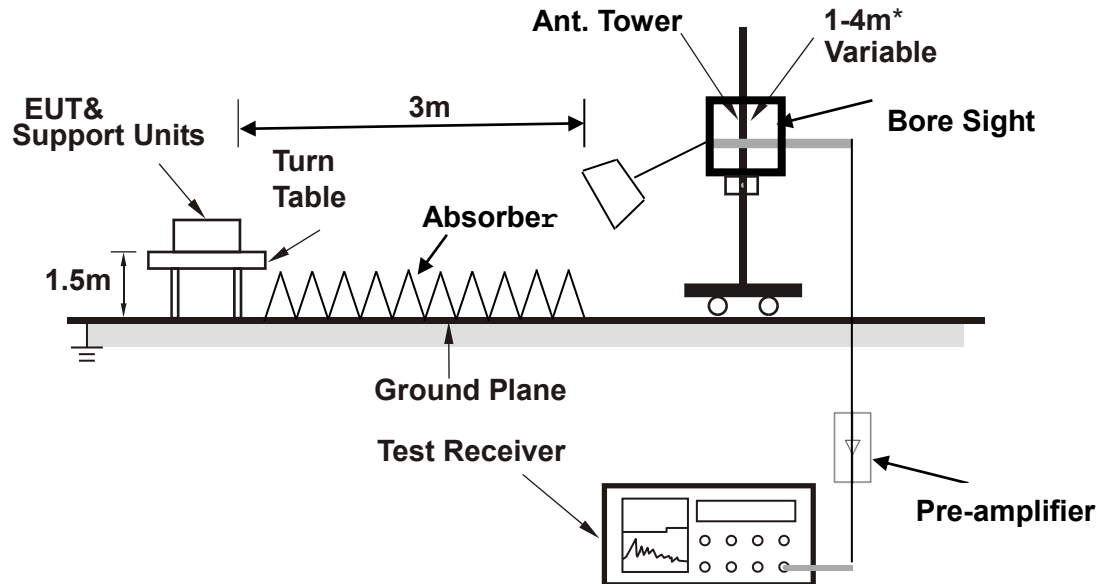


< Frequency Range 30MHz~1GHz >





<Frequency Range above 1GHz>



Note: Above 1G is a directional antenna

Depends on the EUT height and the antenna 3dB beamwidth both, refer to section 7.3 of CISPR 16-2-3.

For the actual test configuration, please refer to the attached file (Test Setup Photo).



3.6.5 TEST RESULTS

NOTE : The 9K~30MHz amplitude of spurious emissions attenuated more than 20 dB below the permissible value is not required in the report.

BELOW 1GHz WORST-CASE DATA

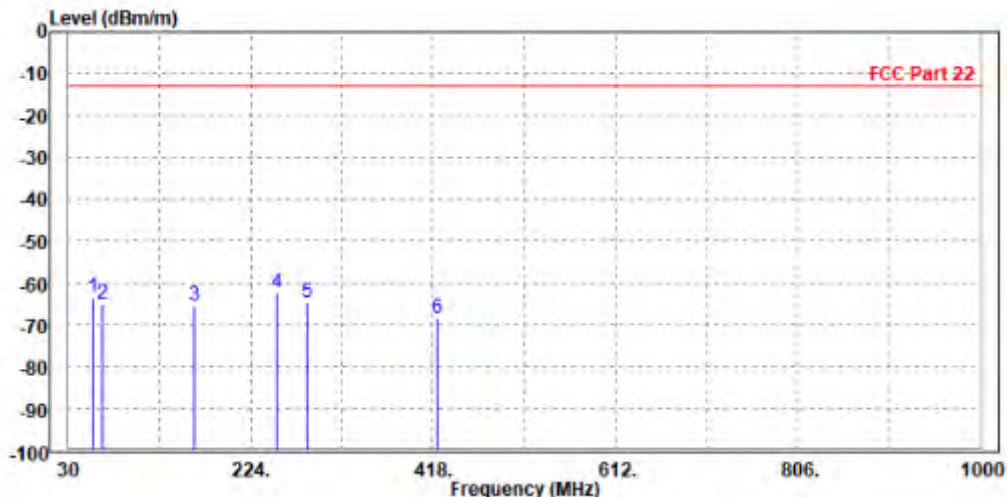
30 MHz – 1GHz data:

LTE Band 26

CHANNEL BANDWIDTH: 10MHz / QPSK

MODE	TX channel 26915	FREQUENCY RANGE	Below 1000MHz
ENVIRONMENTAL CONDITIONS	23deg. C, 70%RH	INPUT POWER	EUT 4.0V
TESTED BY	Jace Hu		
ANTENNA POLARITY & TEST DISTANCE: HORIZONTAL AT 3 M			

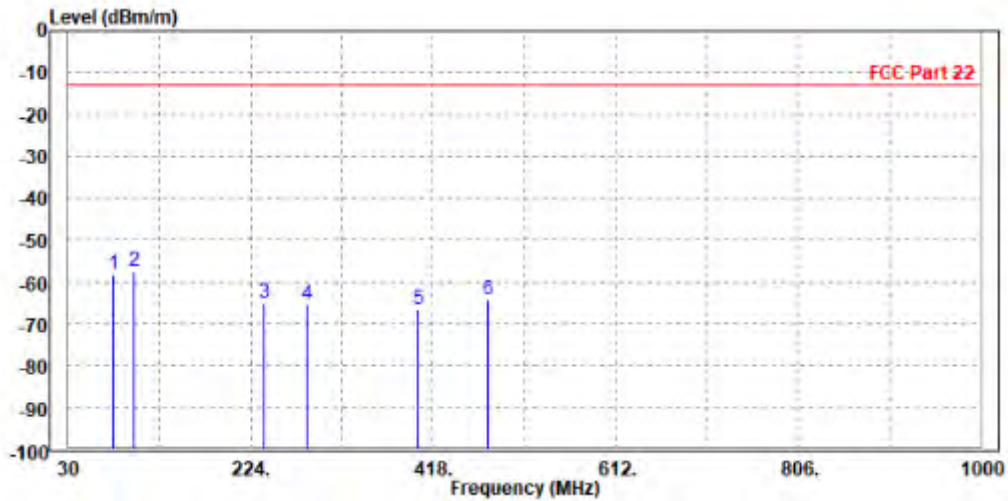
	Freq	Level	Read Level	Limit Line	Over Limit	Factor	Remark	Pol/Phase
	MHz	dBm/m	dBm	dBm/m	dB	dB/m		
1	56.190	-63.47	-45.39	-13.00	-50.47	-18.08	Peak	Horizontal
2	66.860	-64.95	-44.55	-13.00	-51.95	-20.40	Peak	Horizontal
3	163.860	-65.40	-49.33	-13.00	-52.40	-16.07	Peak	Horizontal
4 PP	251.160	-62.40	-50.92	-13.00	-49.40	-11.48	Peak	Horizontal
5	284.140	-64.80	-52.66	-13.00	-51.80	-12.14	Peak	Horizontal
6	422.850	-68.28	-58.66	-13.00	-55.28	-9.62	Peak	Horizontal





MODE	TX channel 26915	FREQUENCY RANGE	Below 1000MHz
ENVIRONMENTAL CONDITIONS	23deg. C, 70%RH	INPUT POWER	EUT 4.0V
TESTED BY	Jace Hu		
ANTENNA POLARITY & TEST DISTANCE: VERTICAL AT 3 M			

	Freq	Level	Read Level	Limit Line	Over Limit	Factor	Remark	Pol/Phase
	MHz	dBm/m	dBm	dBm/m	dB	dB/m		
1	78.500	-58.06	-38.39	-13.00	-45.06	-19.67	Peak	Vertical
2 PP	99.840	-57.56	-51.05	-13.00	-44.56	-6.51	Peak	Vertical
3	237.580	-65.17	-50.47	-13.00	-52.17	-14.70	Peak	Vertical
4	284.140	-65.37	-53.67	-13.00	-52.37	-11.70	Peak	Vertical
5	402.480	-66.72	-57.74	-13.00	-53.72	-8.98	Peak	Vertical
6	476.200	-64.21	-55.91	-13.00	-51.21	-8.30	Peak	Vertical





ABOVE 1GHz DATA

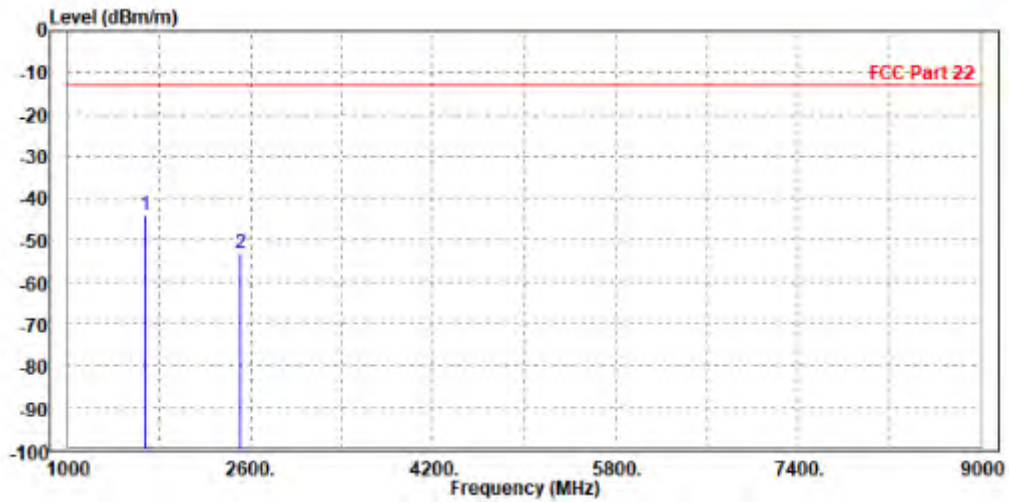
Note: For higher frequency, the emission is too low to be detected.

LTE Band 26

CHANNEL BANDWIDTH: 1.4MHz / QPSK

MODE	TX channel 26915	FREQUENCY RANGE	Above 1000MHz
ENVIRONMENTAL CONDITIONS	23deg. C, 70%RH	INPUT POWER	EUT 4.0V
TESTED BY	Jace Hu		
ANTENNA POLARITY & TEST DISTANCE: HORIZONTAL AT 3 M			

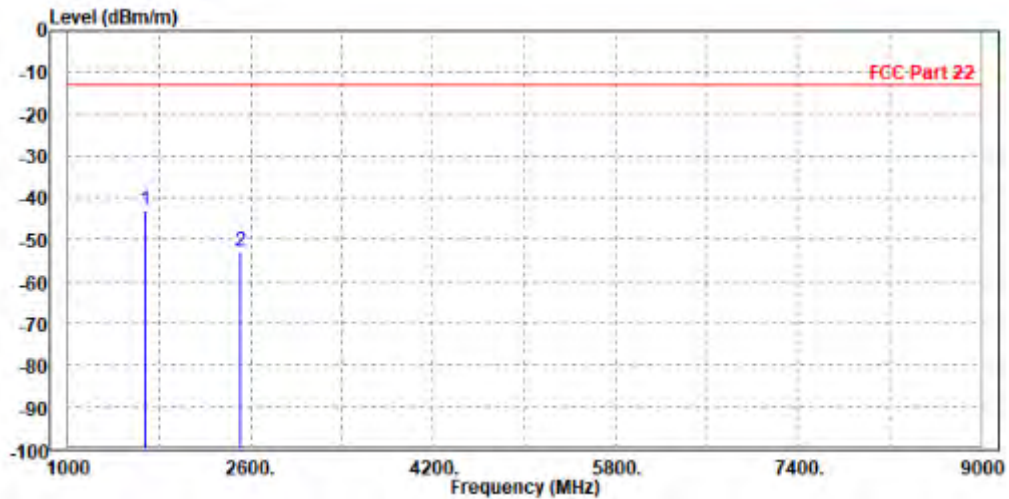
	Freq	Level	Read Level	Limit Line	Over Limit	Factor	Remark	Pol/Phase
	MHz	dBm/m	dBm	dBm/m	dB	dB/m		
1	PP 1673.000	-44.00	-44.98	-13.00	-31.00	0.98	Peak	Horizontal
2	2512.000	-53.07	-58.54	-13.00	-40.07	5.47	Peak	Horizontal





MODE	TX channel 26915	FREQUENCY RANGE	Above 1000MHz
ENVIRONMENTAL CONDITIONS	23deg. C, 70%RH	INPUT POWER	EUT 4.0V
TESTED BY	Jace Hu		
ANTENNA POLARITY & TEST DISTANCE: VERTICAL AT 3 M			

	Freq	Level	Read Level	Limit Line	Over Limit	Factor	Remark	Pol/Phase
	MHz	dBm/m	dBm	dBm/m	dB	dB/m		
1	PP 1672.000	-43.08	-44.29	-13.00	-30.08	1.21	Peak	Vertical
2	2509.500	-52.85	-57.82	-13.00	-39.85	4.97	Peak	Vertical

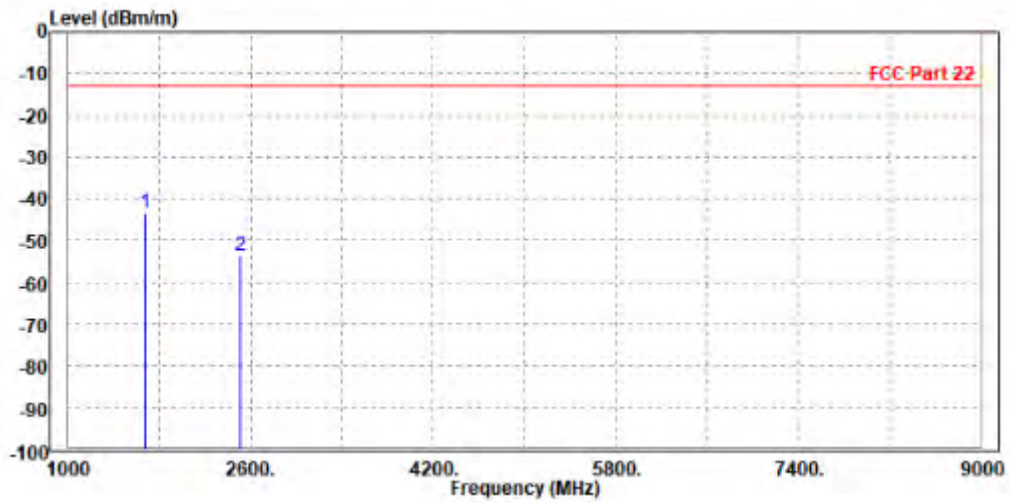




CHANNEL BANDWIDTH: 3MHz / QPSK

MODE	TX channel 26915	FREQUENCY RANGE	Above 1000MHz
ENVIRONMENTAL CONDITIONS	23deg. C, 70%RH	INPUT POWER	EUT 4.0V
TESTED BY	Jace Hu		
ANTENNA POLARITY & TEST DISTANCE: HORIZONTAL AT 3 M			

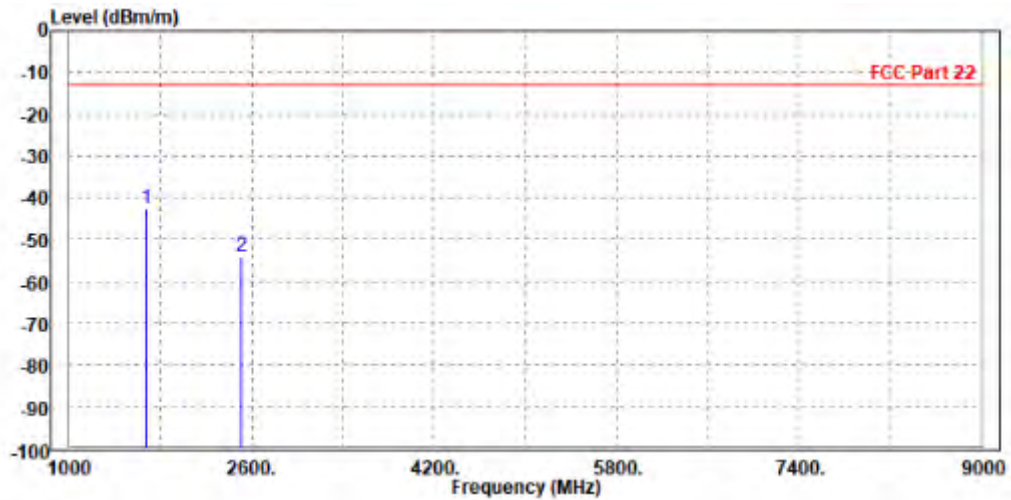
	Freq	Level	Read Level	Limit Line	Over Limit	Factor	Remark	Pol/Phase
	MHz	dBm/m	dBm	dBm/m	dB	dB/m		
1	PP 1672.000	-43.43	-44.40	-13.00	-30.43	0.97	Peak	Horizontal
2	2509.500	-53.48	-58.94	-13.00	-40.48	5.46	Peak	Horizontal





MODE	TX channel 26915	FREQUENCY RANGE	Above 1000MHz
ENVIRONMENTAL CONDITIONS	23deg. C, 70%RH	INPUT POWER	EUT 4.0V
TESTED BY	Jace Hu		
ANTENNA POLARITY & TEST DISTANCE: VERTICAL AT 3 M			

	Read	Limit	Over				
Freq	Level	Level	Line	Limit	Factor	Remark	Pol/Phase
MHz	dBm/m	dBm	dBm/m	dB	dB/m		
1 PP 1673.000	-42.72	-43.94	-13.00	-29.72	1.22	Peak	Vertical
2 2512.000	-53.96	-58.94	-13.00	-40.96	4.98	Peak	Vertical

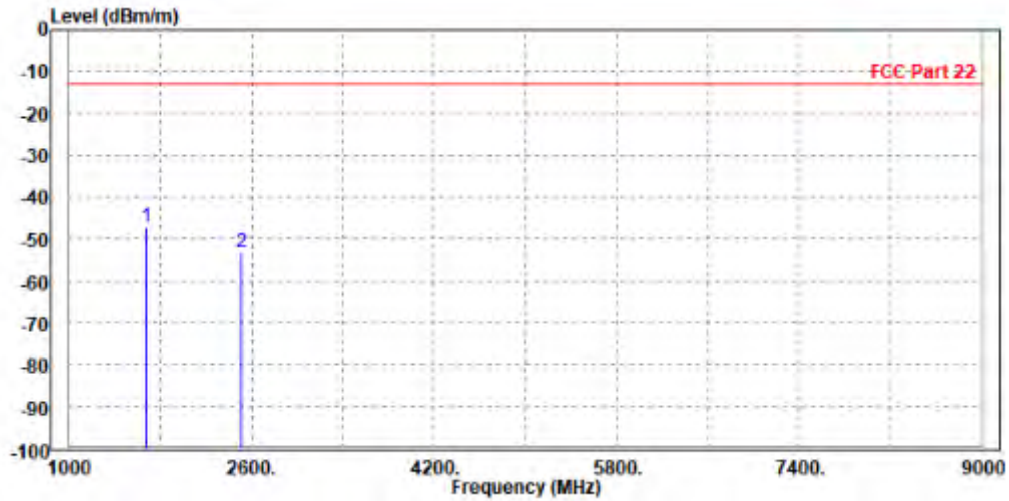




CHANNEL BANDWIDTH: 5MHz / QPSK

MODE	TX channel 26915	FREQUENCY RANGE	Above 1000MHz
ENVIRONMENTAL CONDITIONS	23deg. C, 70%RH	INPUT POWER	EUT 4.0V
TESTED BY	Jace Hu		
ANTENNA POLARITY & TEST DISTANCE: HORIZONTAL AT 3 M			

	Freq	Level	Read Level	Limit Line	Over Limit	Factor	Remark	Pol/Phase
	MHz	dBm/m	dBm	dBm/m	dB	dB/m		
1	PP 1673.000	-47.17	-48.15	-13.00	-34.17	0.98	Peak	Horizontal
2	2512.000	-53.08	-58.55	-13.00	-40.08	5.47	Peak	Horizontal



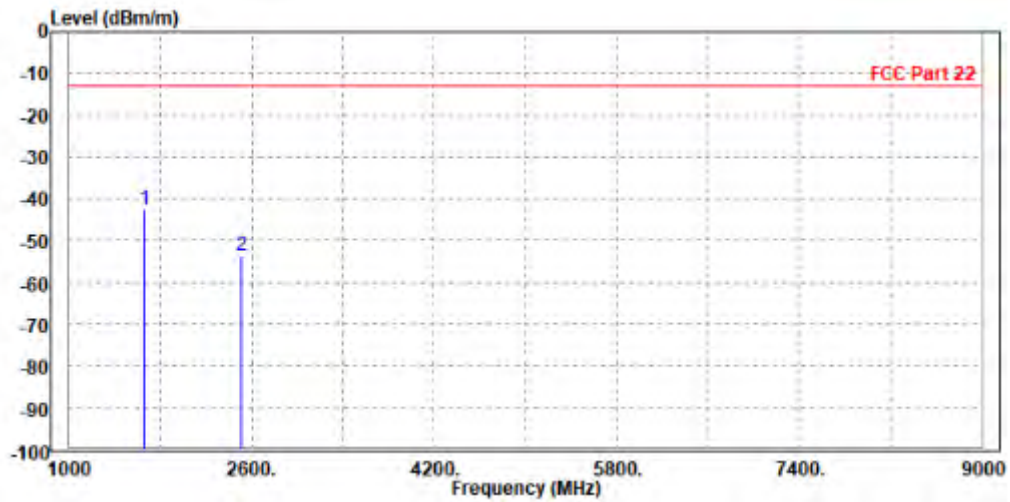


**BUREAU
VERITAS**

Test Report No.: W7L-P23030025RF04

MODE	TX channel 26915	FREQUENCY RANGE	Above 1000MHz
ENVIRONMENTAL CONDITIONS	23deg. C, 70%RH	INPUT POWER	EUT 4.0V
TESTED BY	Jace Hu		
ANTENNA POLARITY & TEST DISTANCE: VERTICAL AT 3 M			

	Freq	Level	Read Level	Limit Line	Over Limit	Factor	Remark	Pol/Phase
	MHz	dBm/m	dBm	dBm/m	dB	dB/m		
1	PP 1664.000	-42.56	-43.71	-13.00	-29.56	1.15	Peak	Vertical
2	2509.500	-53.58	-58.55	-13.00	-40.58	4.97	Peak	Vertical



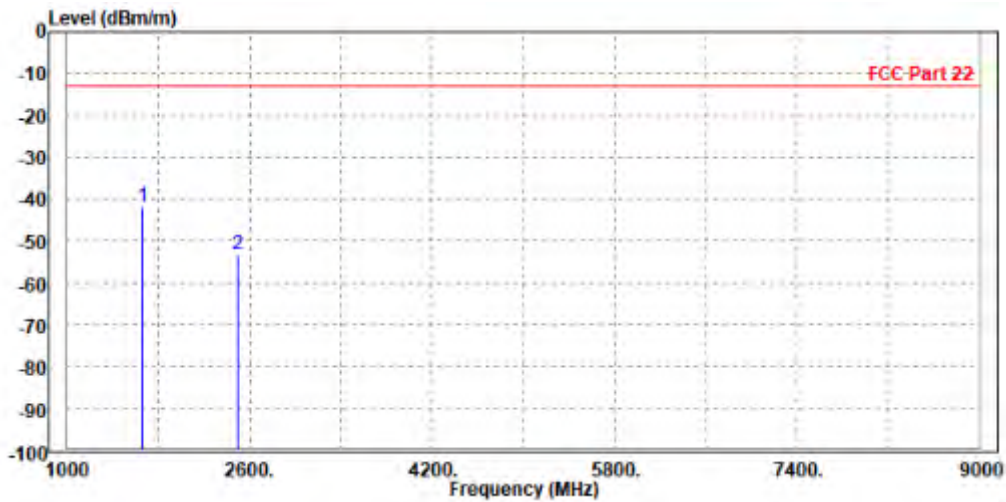


CHANNEL BANDWIDTH: 10MHz / QPSK

CH26865

MODE	TX channel 26865	FREQUENCY RANGE	Above 1000MHz
ENVIRONMENTAL CONDITIONS	23deg. C, 70%RH	INPUT POWER	EUT 4.0V
TESTED BY	Jace Hu		
ANTENNA POLARITY & TEST DISTANCE: HORIZONTAL AT 3 M			

	Freq	Level	Read Level	Limit Line	Over Limit	Factor	Remark	Pol/Phase
	MHz	dBm/m	dBm	dBm/m	dB	dB/m		
1	PP 1656.000	-41.84	-42.68	-13.00	-28.84	0.84	Peak	Horizontal
2	2494.500	-53.29	-58.71	-13.00	-40.29	5.42	Peak	Horizontal



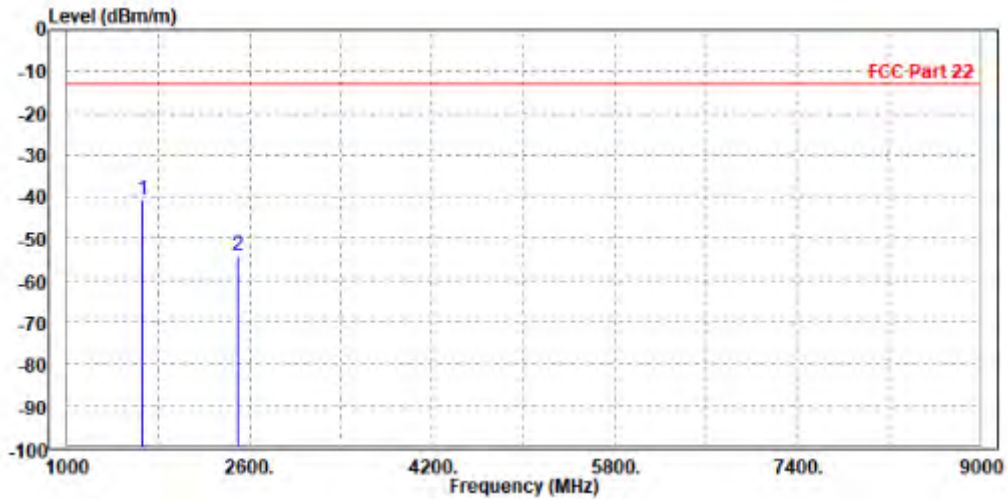


BUREAU VERITAS

Test Report No.: W7L-P23030025RF04

MODE	TX channel 26865	FREQUENCY RANGE	Above 1000MHz
ENVIRONMENTAL CONDITIONS	23deg. C, 70%RH	INPUT POWER	EUT 4.0V
TESTED BY	Jace Hu		
ANTENNA POLARITY & TEST DISTANCE: VERTICAL AT 3 M			

	Freq	Level	Read Level	Limit Line	Over Limit	Factor	Remark	Pol/Phase
	MHz	dBm/m	dBm	dBm/m	dB	dB/m		
1	PP 1656.000	-40.68	-41.77	-13.00	-27.68	1.09	Peak	Vertical
2	2496.000	-54.18	-59.11	-13.00	-41.18	4.93	Peak	Vertical

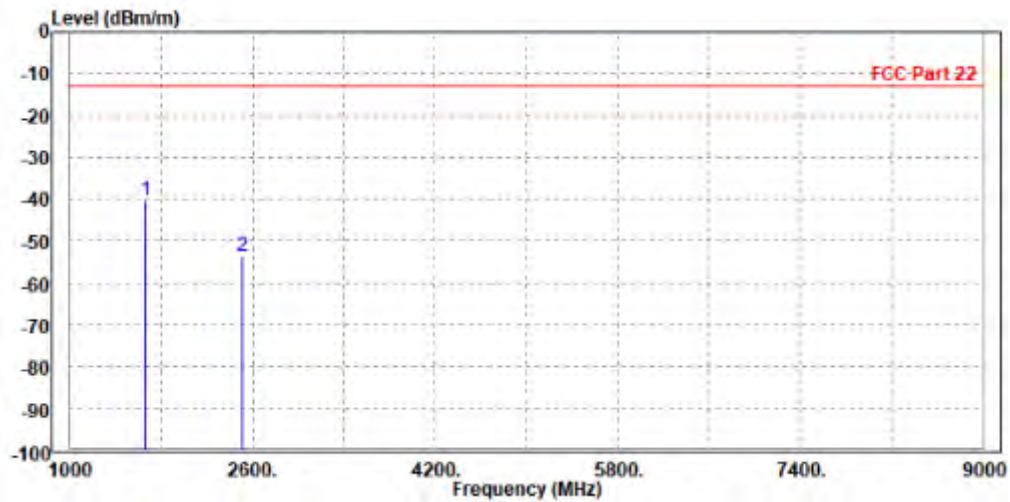




CH26915

MODE	TX channel 26915	FREQUENCY RANGE	Above 1000MHz
ENVIRONMENTAL CONDITIONS	23deg. C, 70%RH	INPUT POWER	EUT 4.0V
TESTED BY	Jace Hu		
ANTENNA POLARITY & TEST DISTANCE: HORIZONTAL AT 3 M			

	Read	Limit	Over			
Freq	Level	Level	Line	Limit	Factor	Remark
MHz	dBm/m	dBm	dBm/m	dB	dB/m	
1 PP 1664.000	-40.30	-41.20	-13.00	-27.30	0.90	Peak Horizontal
2 2512.000	-53.47	-58.94	-13.00	-40.47	5.47	Peak Horizontal



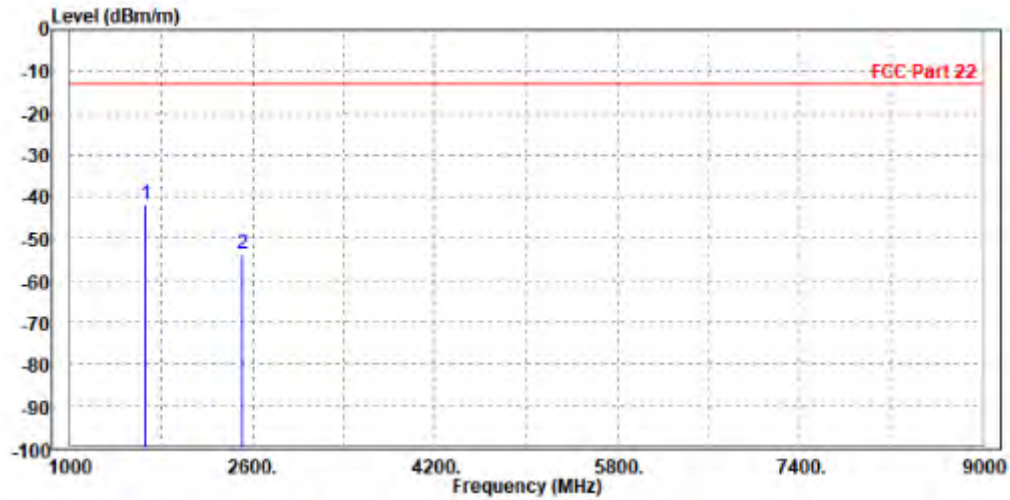


**BUREAU
VERITAS**

Test Report No.: W7L-P23030025RF04

MODE	TX channel 26915	FREQUENCY RANGE	Above 1000MHz
ENVIRONMENTAL CONDITIONS	23deg. C, 70%RH	INPUT POWER	EUT 4.0V
TESTED BY	Jace Hu		
ANTENNA POLARITY & TEST DISTANCE: VERTICAL AT 3 M			

	Freq	Level	Read Level	Limit Line	Over Limit	Factor	Remark	Pol/Phase
	MHz	dBm/m	dBm	dBm/m	dB	dB/m		
1	PP 1664.000	-41.68	-42.83	-13.00	-28.68	1.15	Peak	Vertical
2	2509.500	-53.57	-58.54	-13.00	-40.57	4.97	Peak	Vertical





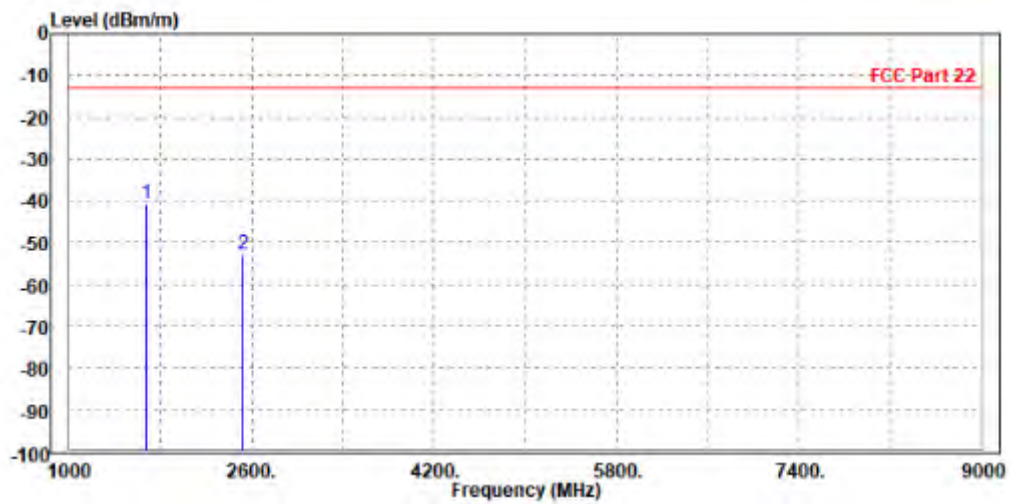
**BUREAU
VERITAS**

Test Report No.: W7L-P23030025RF04

CH26965

MODE	TX channel 26965	FREQUENCY RANGE	Above 1000MHz
ENVIRONMENTAL CONDITIONS	23deg. C, 70%RH	INPUT POWER	EUT 4.0V
TESTED BY	Jace Hu		
ANTENNA POLARITY & TEST DISTANCE: HORIZONTAL AT 3 M			

	Freq	Level	Read Level	Limit Line	Over Limit	Factor	Remark	Pol/Phase
	MHz	dBm/m	dBm	dBm/m	dB	dB/m		
1	PP 1672.000	-40.53	-41.50	-13.00	-27.53	0.97	Peak	Horizontal
2	2528.000	-52.87	-58.38	-13.00	-39.87	5.51	Peak	Horizontal



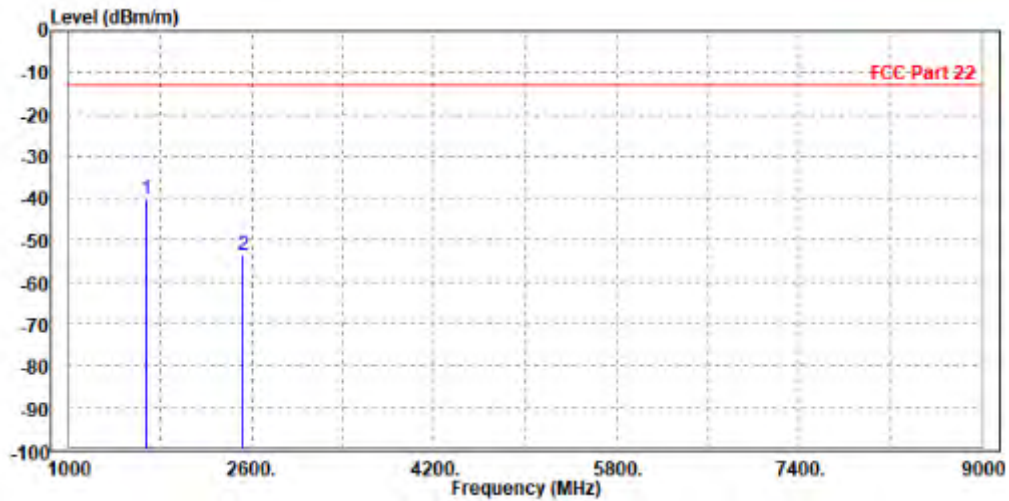


**BUREAU
VERITAS**

Test Report No.: W7L-P23030025RF04

MODE	TX channel 26965	FREQUENCY RANGE	Above 1000MHz
ENVIRONMENTAL CONDITIONS	23deg. C, 70%RH	INPUT POWER	EUT 4.0V
TESTED BY	Jace Hu		
ANTENNA POLARITY & TEST DISTANCE: VERTICAL AT 3 M			

	Freq	Level	Read Level	Limit Line	Over Limit	Factor	Remark	Pol/Phase
	MHz	dBm/m	dBm	dBm/m	dB	dB/m		
1	PP 1672.000	-40.44	-41.65	-13.00	-27.44	1.21	Peak	Vertical
2	2524.500	-53.47	-58.49	-13.00	-40.47	5.02	Peak	Vertical

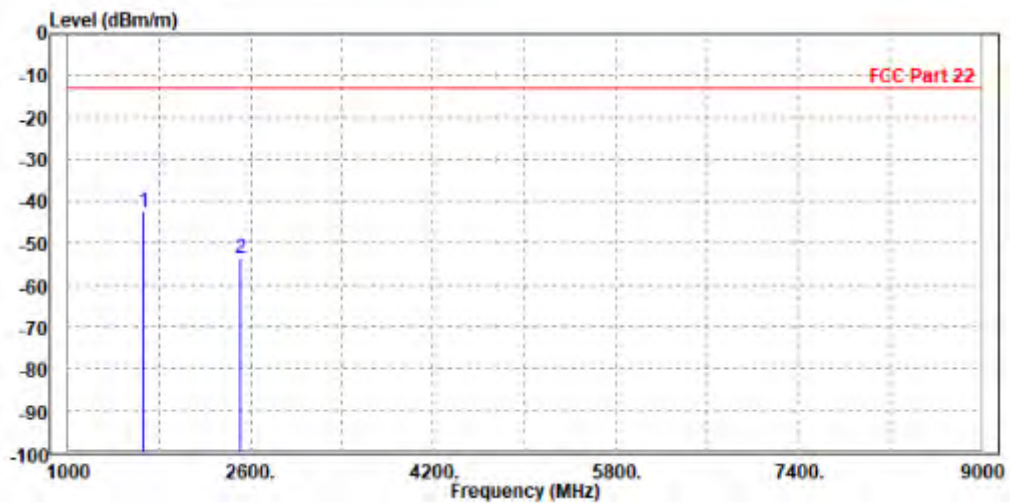




CHANNEL BANDWIDTH: 15MHz / QPSK

MODE	TX channel 26915	FREQUENCY RANGE	Above 1000MHz
ENVIRONMENTAL CONDITIONS	23deg. C, 70%RH	INPUT POWER	EUT 4.0V
TESTED BY	Jace Hu		
ANTENNA POLARITY & TEST DISTANCE: HORIZONTAL AT 3 M			

	Freq	Level	Read Level	Limit Line	Over Limit	Factor	Remark	Pol/Phase
	MHz	dBm/m	dBm	dBm/m	dB	dB/m		
1	PP 1664.000	-42.53	-43.43	-13.00	-29.53	0.90	Peak	Horizontal
2	2509.500	-53.49	-58.95	-13.00	-40.49	5.46	Peak	Horizontal



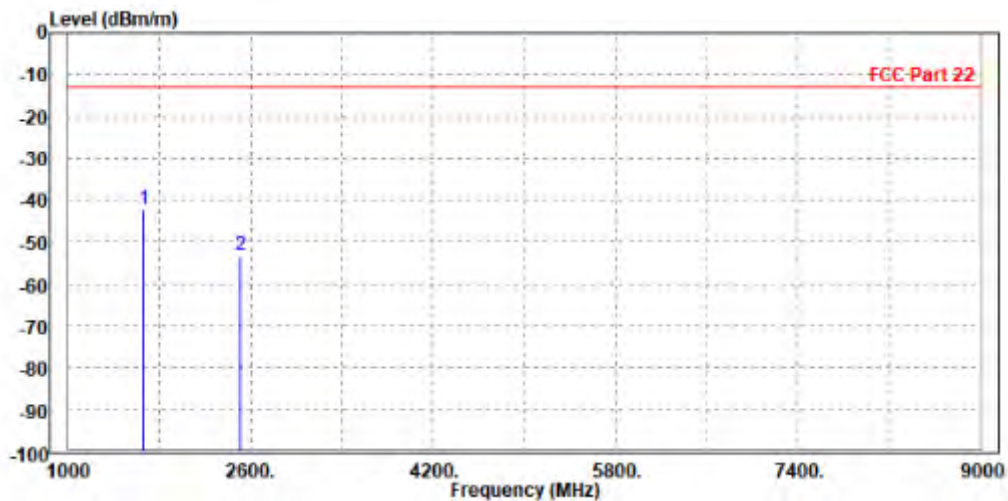


**BUREAU
VERITAS**

Test Report No.: W7L-P23030025RF04

MODE	TX channel 26915	FREQUENCY RANGE	Above 1000MHz
ENVIRONMENTAL CONDITIONS	23deg. C, 70%RH	INPUT POWER	EUT 4.0V
TESTED BY	Jace Hu		
ANTENNA POLARITY & TEST DISTANCE: VERTICAL AT 3 M			

	Freq	Level	Read Level	Limit Line	Over Limit	Factor	Remark	Pol/Phase
	MHz	dBm/m	dBm	dBm/m	dB	dB/m		
1	PP 1664.000	-42.25	-43.40	-13.00	-29.25	1.15	Peak	Vertical
2	2512.000	-53.38	-58.36	-13.00	-40.38	4.98	Peak	Vertical

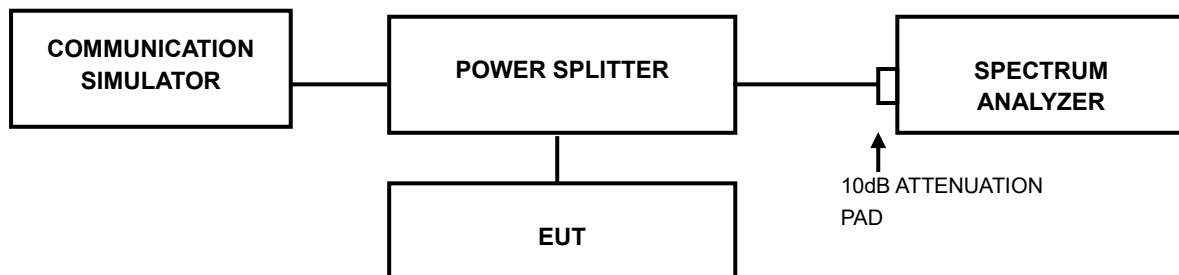


3.7 PEAK TO AVERAGE RATIO

3.7.1 LIMITS OF PEAK TO AVERAGE RATIO MEASUREMENT

In measuring transmissions in this band using an average power technique, the peak to-average ratio (PAR) of the transmission may not exceed 13 dB

3.7.2 TEST SETUP



3.7.3 TEST PROCEDURES

1. Set resolution/measurement bandwidth \geq signal's occupied bandwidth;
2. Set the number of counts to a value that stabilizes the measured CCDF curve;
3. Record the maximum PAPR level associated with a probability of 0.1%.



**BUREAU
VERITAS**

Test Report No.: W7L-P23030025RF04

3.7.4 TEST RESULTS

Please Refer to Appendix Of this test report.



BUREAU
VERITAS

Test Report No.: W7L-P23030025RF04

4 PHOTOGRAPHS OF THE TEST CONFIGURATION

Please refer to the attached file (Test Setup Photo).



**BUREAU
VERITAS**

Test Report No.: W7L-P23030025RF04

5 INFORMATION ON THE TESTING LABORATORIES

We, BV 7LAYERS COMMUNICATIONS TECHNOLOGY (SHENZHEN) CO. LTD., were founded in 2015 to provide our best service in EMC, Radio, Telecom and Safety consultation. Our laboratories are accredited and approved according to ISO/IEC 17025.

If you have any comments, please feel free to contact us at the following:

Shenzhen EMC/RF Lab:

Tel: +86-755-88696566

Fax: +86-755-88696577

Email: customerservice.sw@bureauveritas.com

Web Site: www.adt.com.tw

The address and road map of all our labs can be found in our web site also.



**BUREAU
VERITAS**

Test Report No.: W7L-P23030025RF04

6 MODIFICATIONS RECORDERS FOR ENGINEERING CHANGES TO THE EUT BY THE LAB

No any modifications are made to the EUT by the lab during the test.



7 APPENDIX

LTE BAND 26 (INCLUDING LTE BAND5)

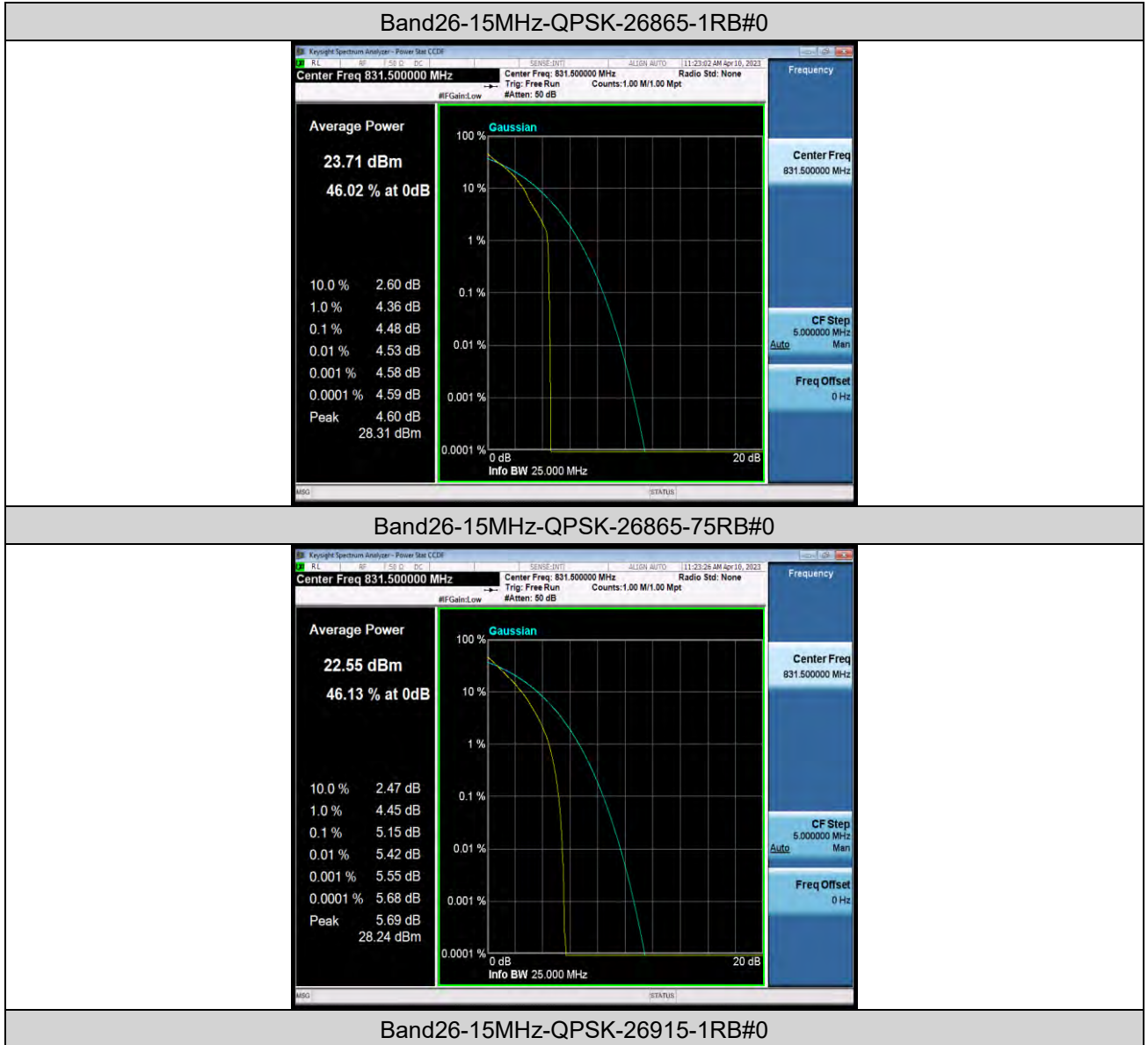
PEAK-TO-AVERAGE RATIO(CCDF)

Test Result

Band	Bandwidth	Modulation	Channel	RB Configuration	Result(dB)	Limit(dB)	Verdict
Band26	15MHz	QPSK	26865	1RB#0	4.48	13	PASS
Band26	15MHz	QPSK	26865	75RB#0	5.15	13	PASS
Band26	15MHz	QPSK	26915	1RB#0	4.50	13	PASS
Band26	15MHz	QPSK	26915	75RB#0	5.29	13	PASS
Band26	15MHz	QPSK	26965	1RB#0	4.30	13	PASS
Band26	15MHz	QPSK	26965	75RB#0	5.25	13	PASS
Band26	15MHz	16QAM	26865	1RB#0	5.26	13	PASS
Band26	15MHz	16QAM	26865	75RB#0	6.00	13	PASS
Band26	15MHz	16QAM	26915	1RB#0	5.32	13	PASS
Band26	15MHz	16QAM	26915	75RB#0	6.07	13	PASS
Band26	15MHz	16QAM	26965	1RB#0	5.09	13	PASS
Band26	15MHz	16QAM	26965	75RB#0	6.07	13	PASS
Band26	15MHz	64QAM	26865	1RB#0	6.31	13	PASS
Band26	15MHz	64QAM	26865	75RB#0	6.44	13	PASS
Band26	15MHz	64QAM	26915	1RB#0	6.28	13	PASS
Band26	15MHz	64QAM	26915	75RB#0	6.58	13	PASS
Band26	15MHz	64QAM	26965	1RB#0	6.09	13	PASS
Band26	15MHz	64QAM	26965	75RB#0	6.55	13	PASS



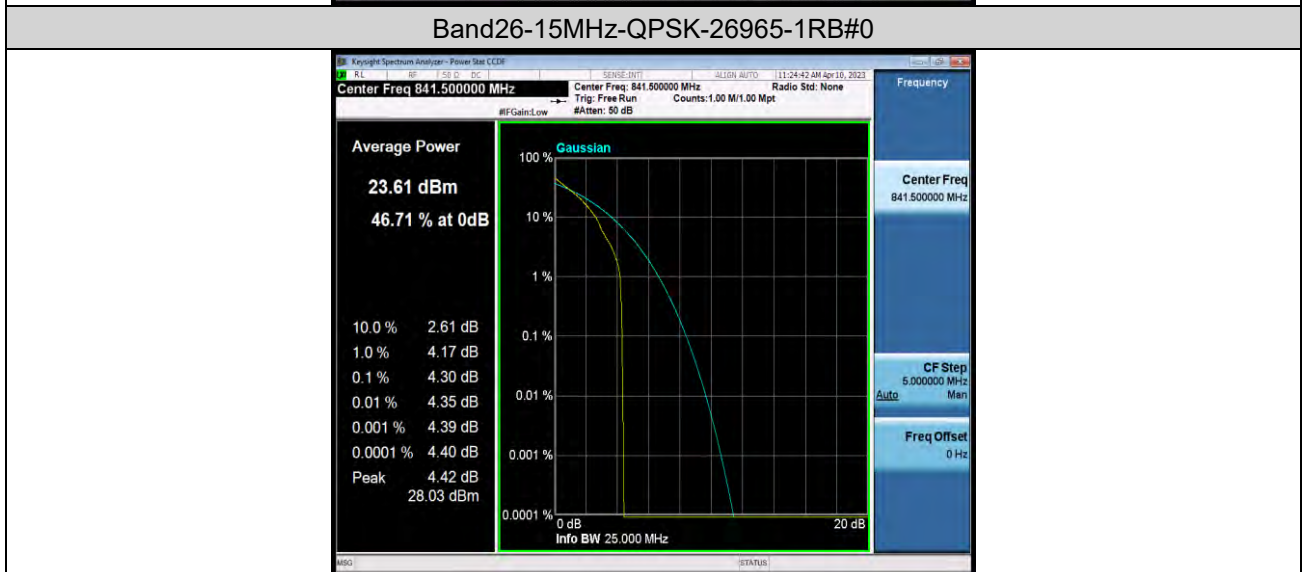
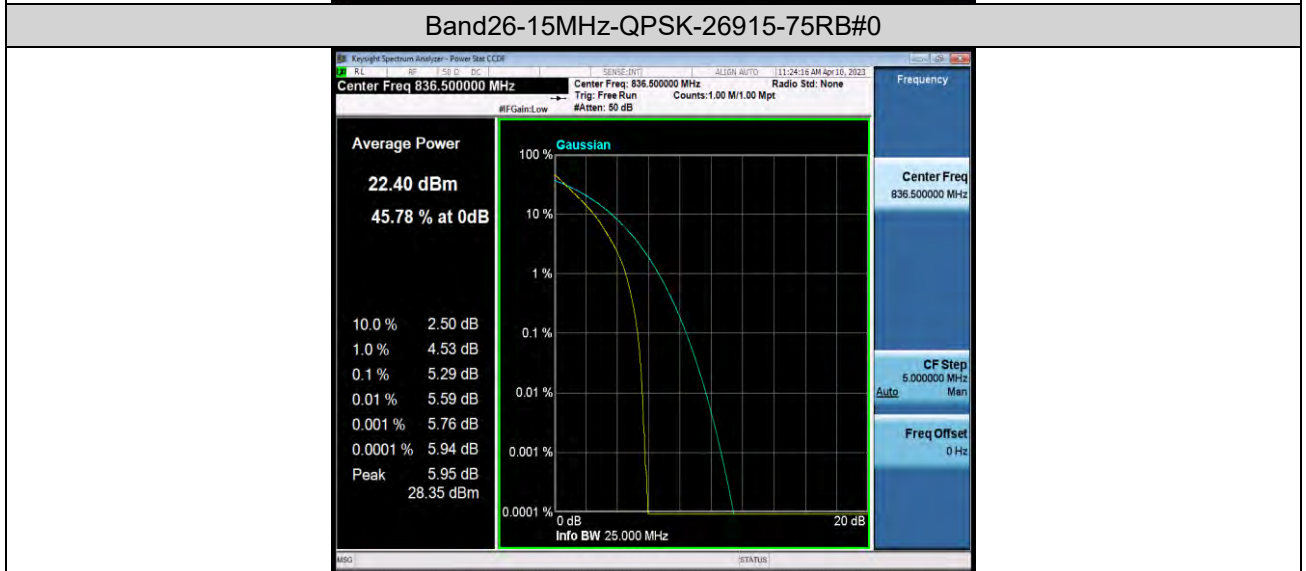
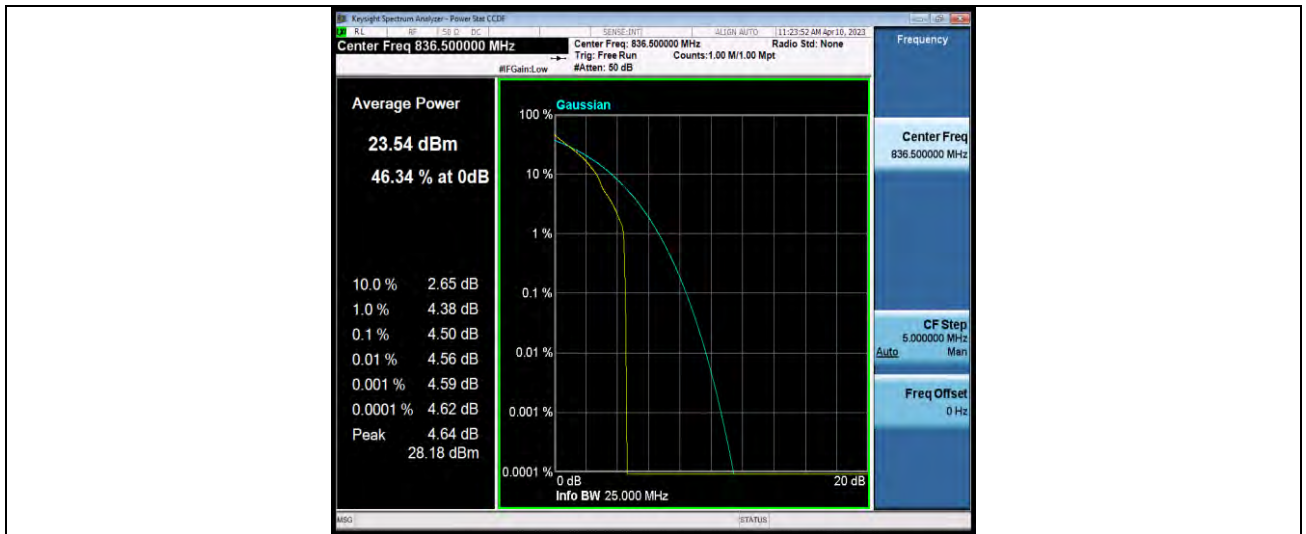
Test Graphs





BUREAU VERITAS

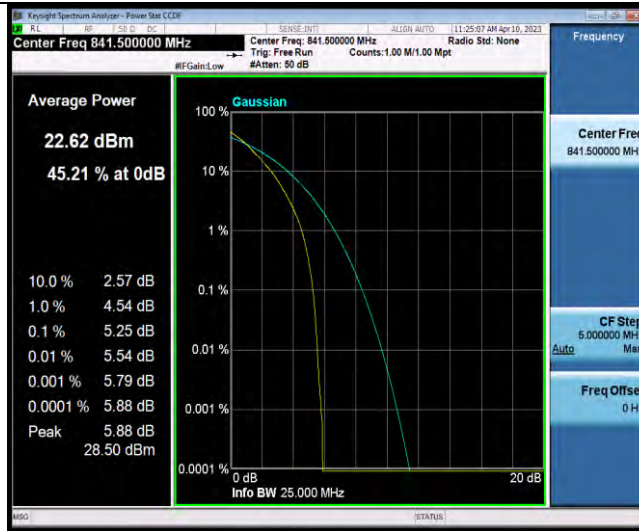
Test Report No.: W7L-P23030025RF04



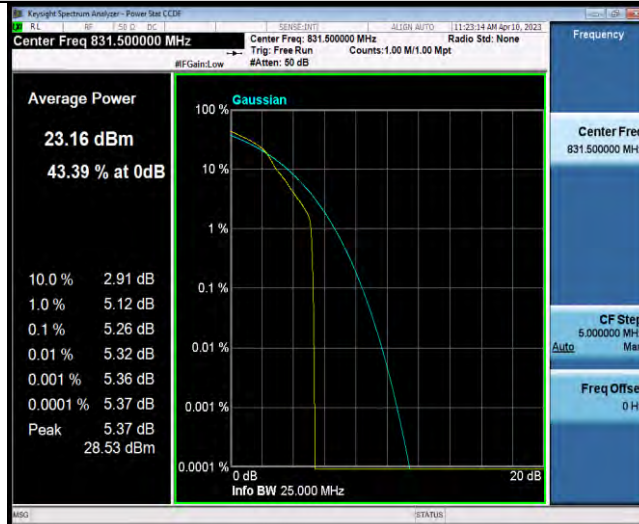


BUREAU VERITAS

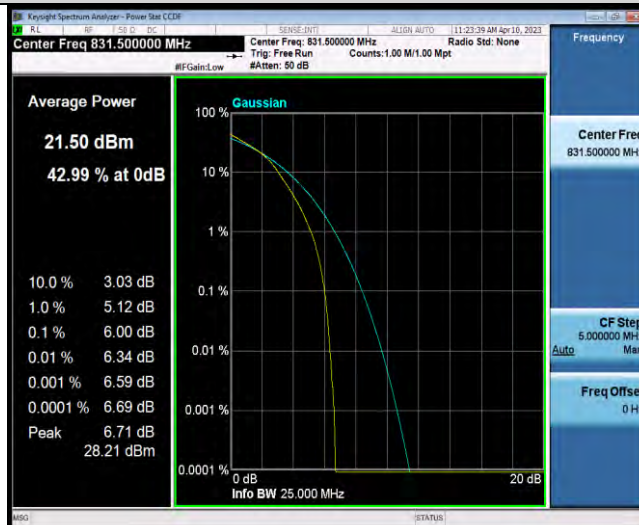
Test Report No.: W7L-P23030025RF04



Band26-15MHz-16QAM-26865-1RB#0



Band26-15MHz-16QAM-26865-75RB#0

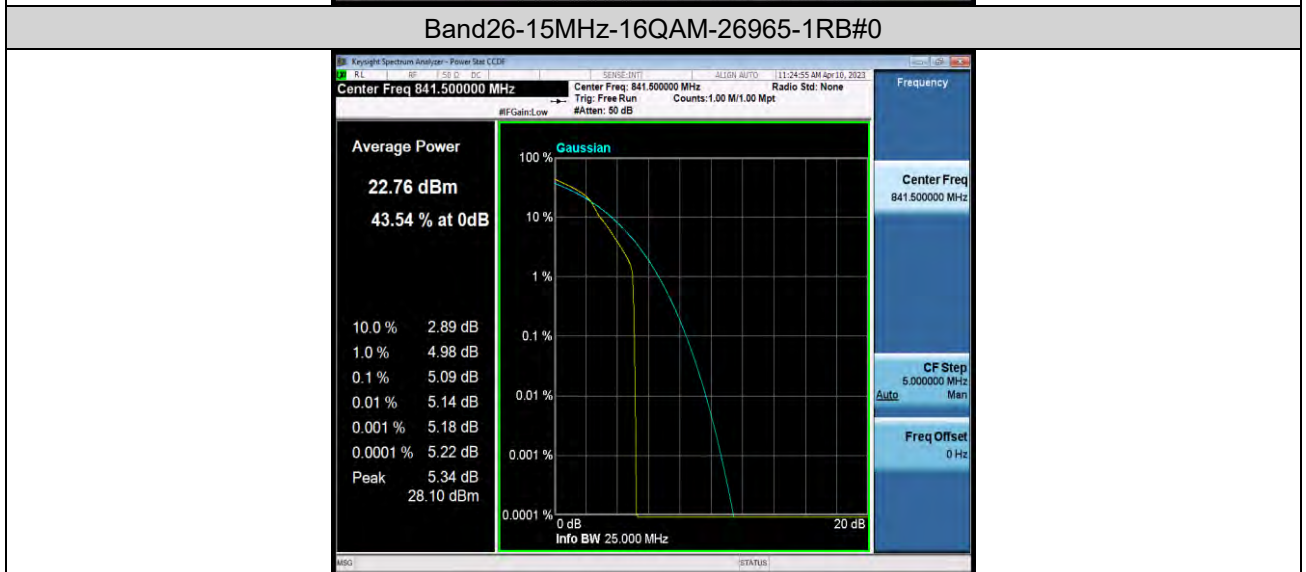
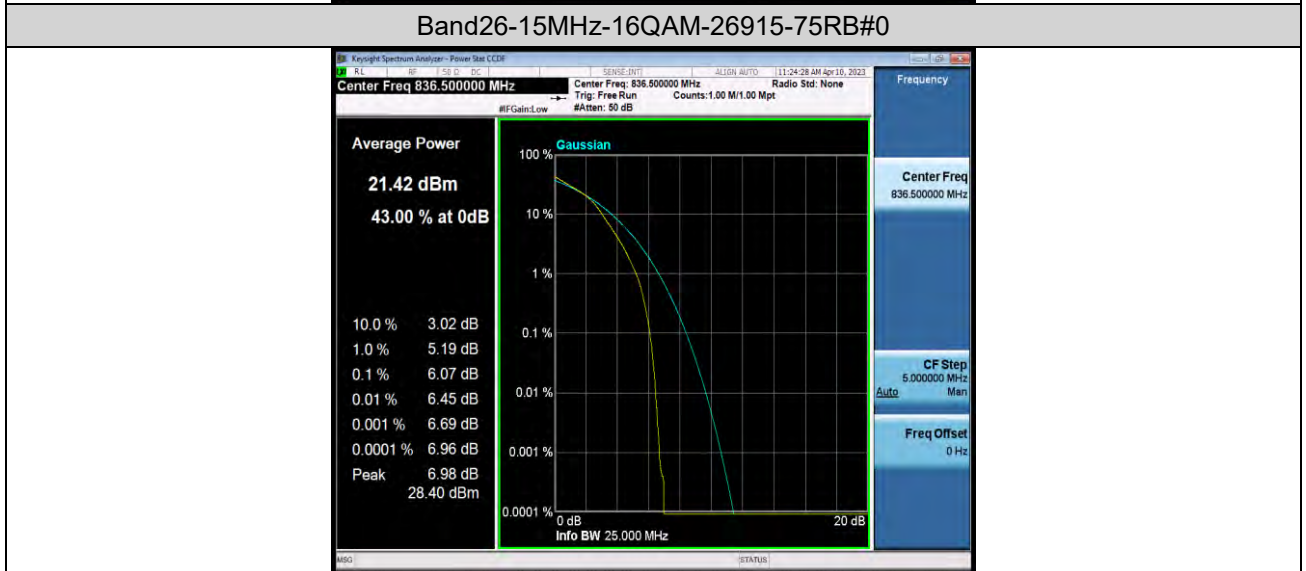
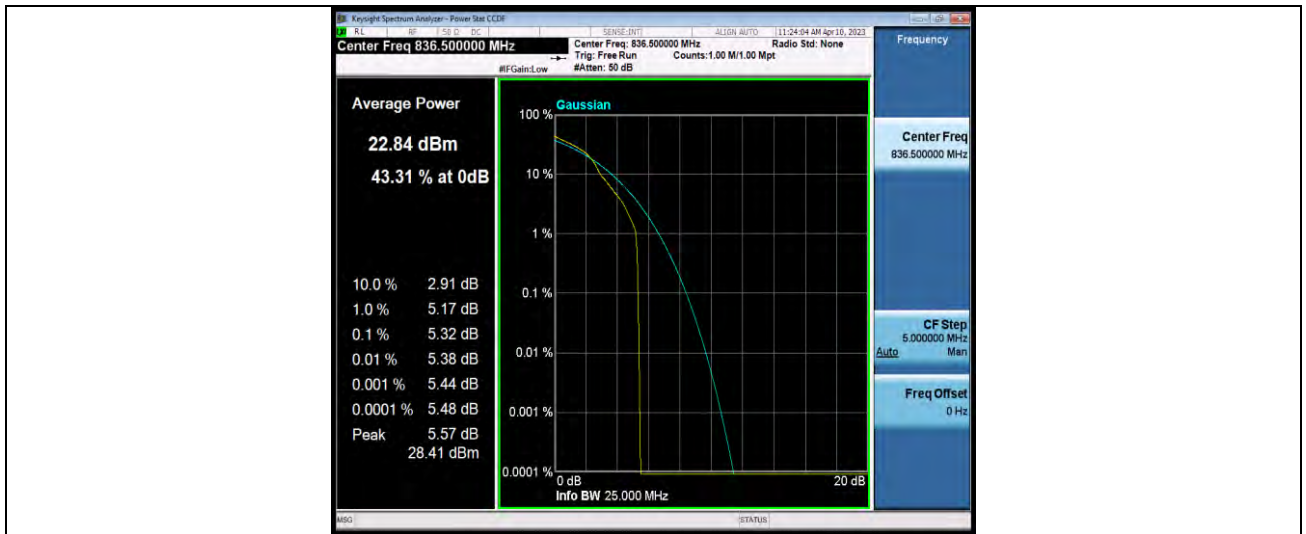


Band26-15MHz-16QAM-26915-1RB#0



BUREAU VERITAS

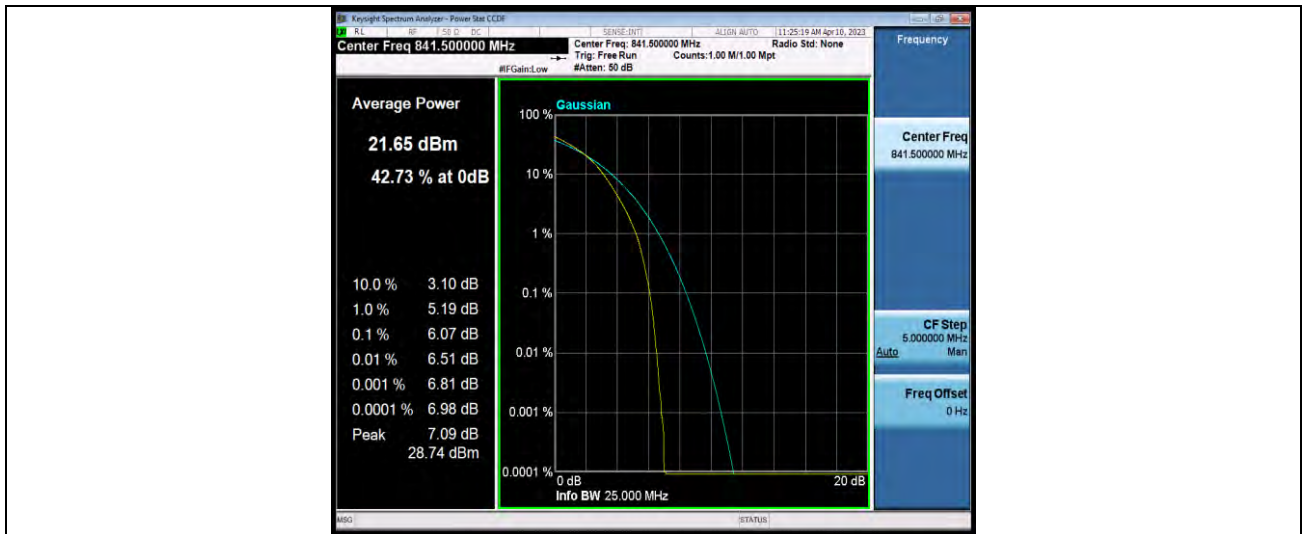
Test Report No.: W7L-P23030025RF04



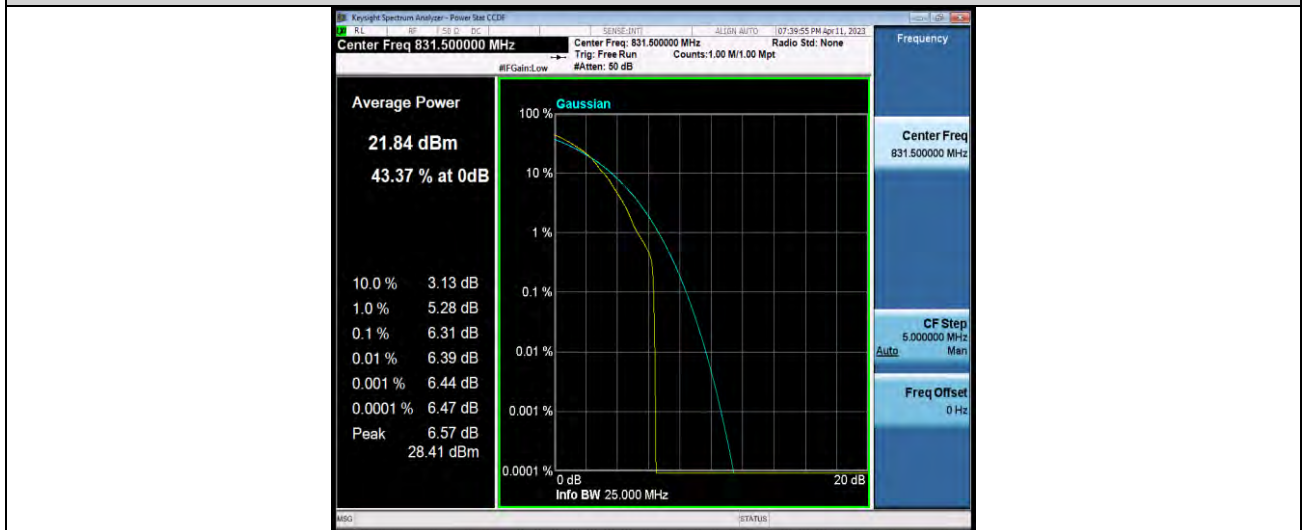


BUREAU VERITAS

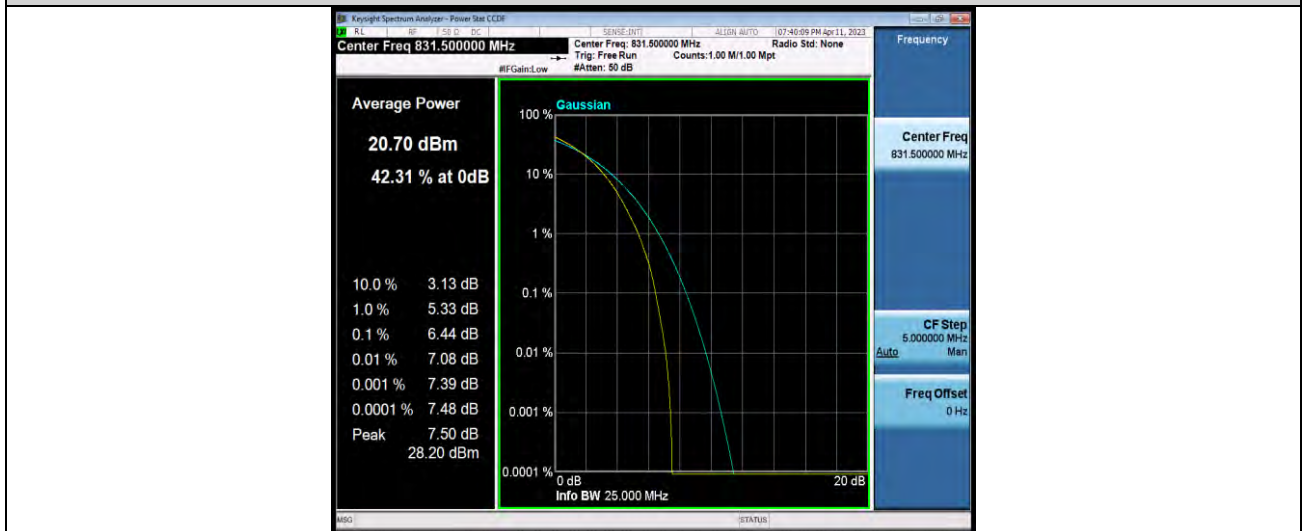
Test Report No.: W7L-P23030025RF04



Band26-15MHz-64QAM-26865-1RB#0



Band26-15MHz-64QAM-26865-75RB#0

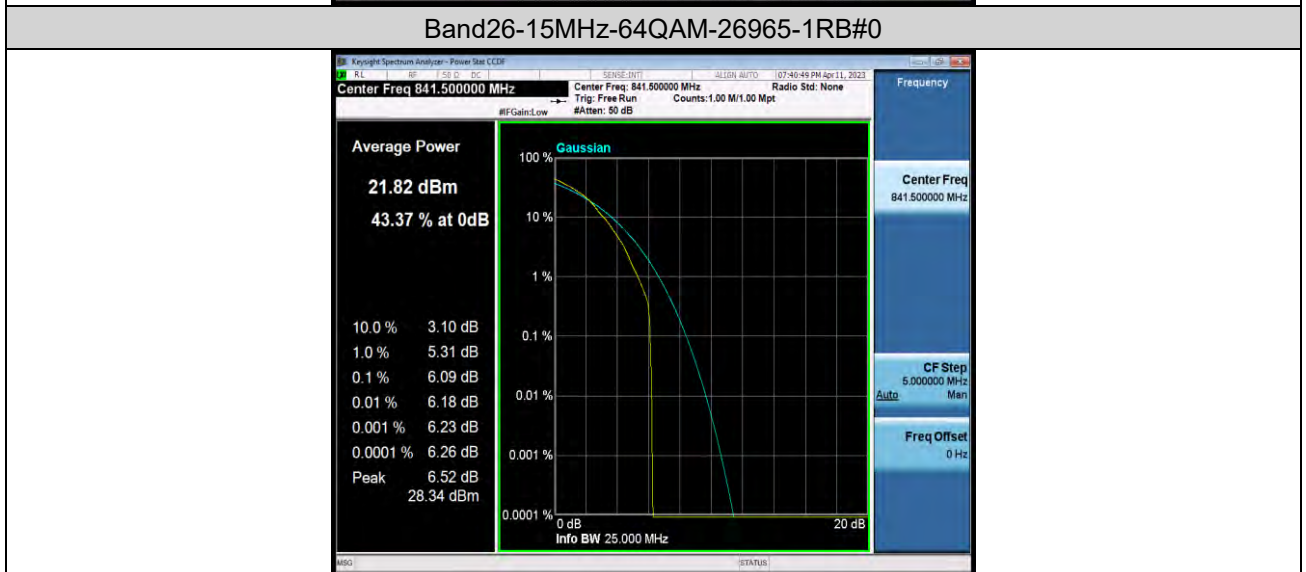
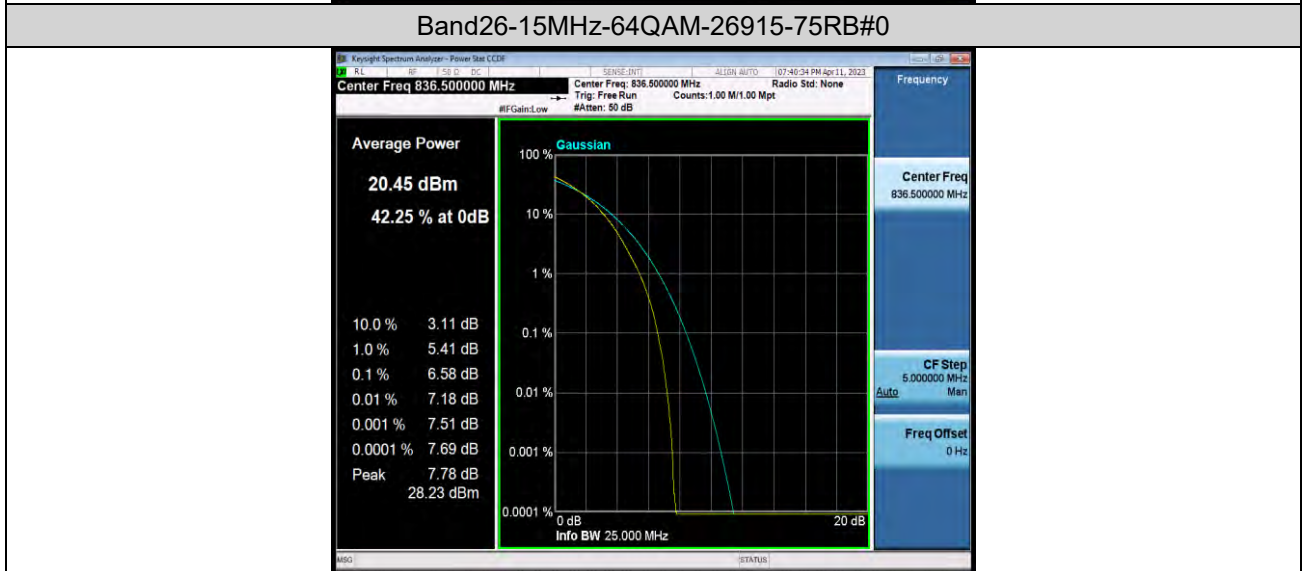
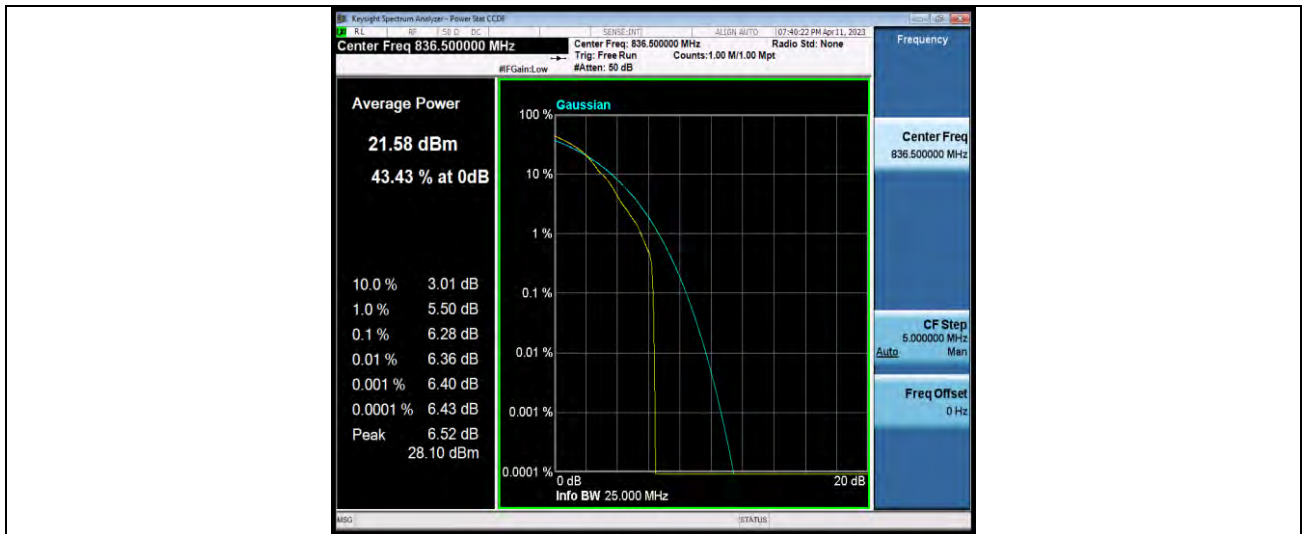


Band26-15MHz-64QAM-26915-1RB#0



BUREAU VERITAS

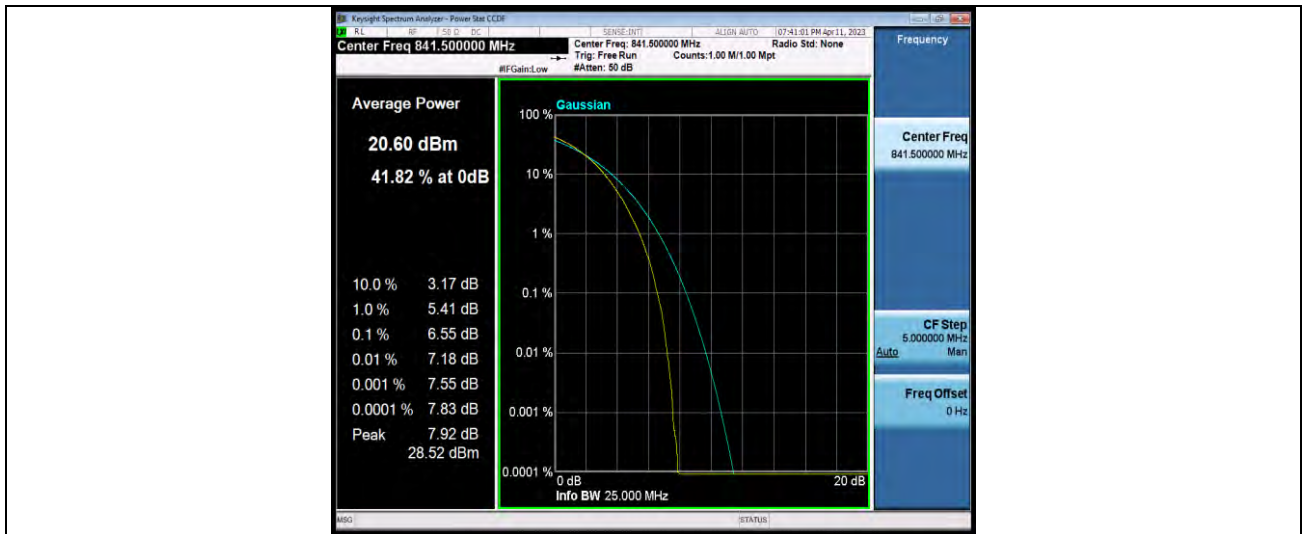
Test Report No.: W7L-P23030025RF04





**BUREAU
VERITAS**

Test Report No.: W7L-P23030025RF04





26DB BANDWIDTH AND OCCUPIED BANDWIDTH

Test Result

Band	Bandwidth	Modulation	Channel	RB Configuration	Occupied Bandwidth (MHz)	26dB Bandwidth (MHz)	Verdict
Band26	1.4MHz	QPSK	26797	6RB#0	1.0929	1.256	PASS
Band26	1.4MHz	QPSK	26915	6RB#0	1.0888	1.276	PASS
Band26	1.4MHz	QPSK	27033	6RB#0	1.0929	1.262	PASS
Band26	1.4MHz	16QAM	26797	6RB#0	1.0897	1.282	PASS
Band26	1.4MHz	16QAM	26915	6RB#0	1.0936	1.284	PASS
Band26	1.4MHz	16QAM	27033	6RB#0	1.0924	1.282	PASS
Band26	1.4MHz	64QAM	26797	6RB#0	1.0874	1.263	PASS
Band26	1.4MHz	64QAM	26915	6RB#0	1.0903	1.260	PASS
Band26	1.4MHz	64QAM	27033	6RB#0	1.0874	1.272	PASS
Band26	3MHz	QPSK	26805	15RB#0	2.6982	2.911	PASS
Band26	3MHz	QPSK	26915	15RB#0	2.6968	2.930	PASS
Band26	3MHz	QPSK	27025	15RB#0	2.6962	2.918	PASS
Band26	3MHz	16QAM	26805	15RB#0	2.6933	2.929	PASS
Band26	3MHz	16QAM	26915	15RB#0	2.6947	2.919	PASS
Band26	3MHz	16QAM	27025	15RB#0	2.6945	2.896	PASS
Band26	3MHz	64QAM	26805	15RB#0	2.7023	2.913	PASS
Band26	3MHz	64QAM	26915	15RB#0	2.6886	2.904	PASS
Band26	3MHz	64QAM	27025	15RB#0	2.6982	2.910	PASS
Band26	5MHz	QPSK	26815	25RB#0	4.4913	4.822	PASS
Band26	5MHz	QPSK	26915	25RB#0	4.4842	4.825	PASS
Band26	5MHz	QPSK	27015	25RB#0	4.4848	4.843	PASS
Band26	5MHz	16QAM	26815	25RB#0	4.5004	4.876	PASS
Band26	5MHz	16QAM	26915	25RB#0	4.4936	4.820	PASS
Band26	5MHz	16QAM	27015	25RB#0	4.4929	4.873	PASS
Band26	5MHz	64QAM	26815	25RB#0	4.4949	4.871	PASS
Band26	5MHz	64QAM	26915	25RB#0	4.4916	4.847	PASS
Band26	5MHz	64QAM	27015	25RB#0	4.4856	4.856	PASS
Band26	10MHz	QPSK	26840	50RB#0	8.9611	9.592	PASS
Band26	10MHz	QPSK	26915	50RB#0	8.9701	9.565	PASS
Band26	10MHz	QPSK	26990	50RB#0	8.9553	9.556	PASS
Band26	10MHz	16QAM	26840	50RB#0	8.9531	9.507	PASS
Band26	10MHz	16QAM	26915	50RB#0	8.9703	9.513	PASS
Band26	10MHz	16QAM	26990	50RB#0	8.9443	9.508	PASS
Band26	10MHz	64QAM	26840	50RB#0	8.9657	9.521	PASS
Band26	10MHz	64QAM	26915	50RB#0	8.9792	9.561	PASS
Band26	10MHz	64QAM	26990	50RB#0	8.9404	9.505	PASS
Band26	15MHz	QPSK	26865	75RB#0	13.397	14.25	PASS
Band26	15MHz	QPSK	26915	75RB#0	13.433	14.27	PASS
Band26	15MHz	QPSK	26965	75RB#0	13.423	14.26	PASS
Band26	15MHz	16QAM	26865	75RB#0	13.400	14.20	PASS
Band26	15MHz	16QAM	26915	75RB#0	13.422	14.25	PASS
Band26	15MHz	16QAM	26965	75RB#0	13.415	14.23	PASS



BUREAU
VERITAS

Test Report No.: W7L-P23030025RF04

Band26	15MHz	64QAM	26865	75RB#0	13.386	14.21	PASS
Band26	15MHz	64QAM	26915	75RB#0	13.432	14.26	PASS
Band26	15MHz	64QAM	26965	75RB#0	13.406	14.27	PASS



BUREAU VERITAS

Test Report No.: W7L-P23030025RF04

Test Graphs



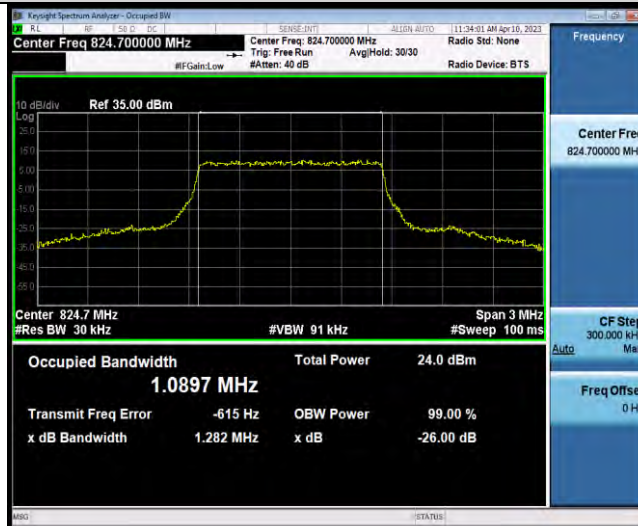


BUREAU VERITAS

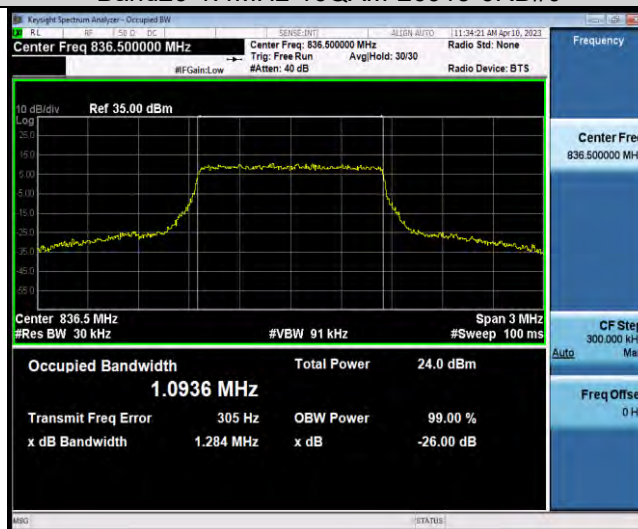
Test Report No.: W7L-P23030025RF04



Band26-1.4MHz-16QAM-26797-6RB#0



Band26-1.4MHz-16QAM-26915-6RB#0

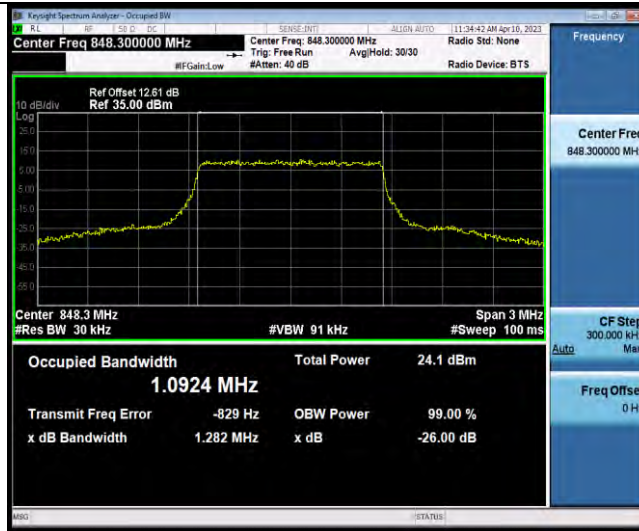


Band26-1.4MHz-16QAM-27033-6RB#0

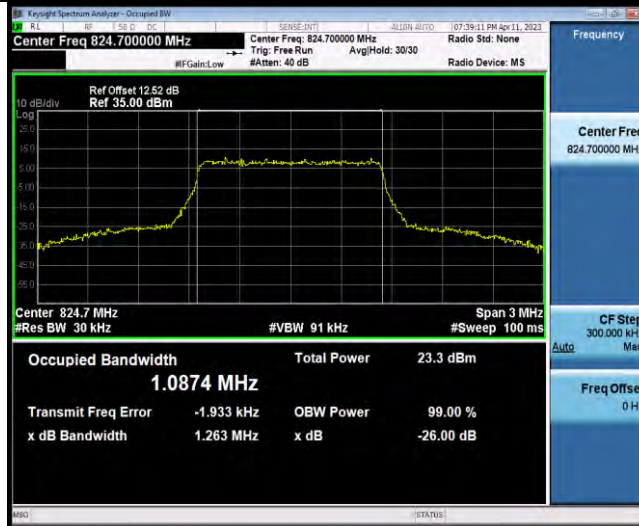


BUREAU VERITAS

Test Report No.: W7L-P23030025RF04



Band26-1.4MHz-64QAM-26797-6RB#0



Band26-1.4MHz-64QAM-26915-6RB#0



Band26-1.4MHz-64QAM-27033-6RB#0

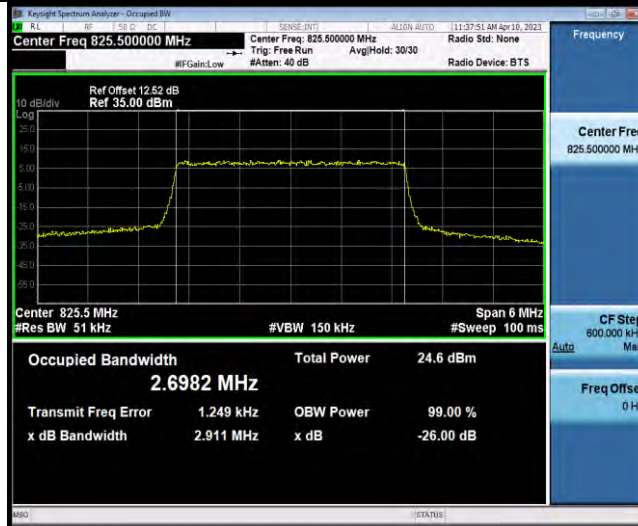


BUREAU VERITAS

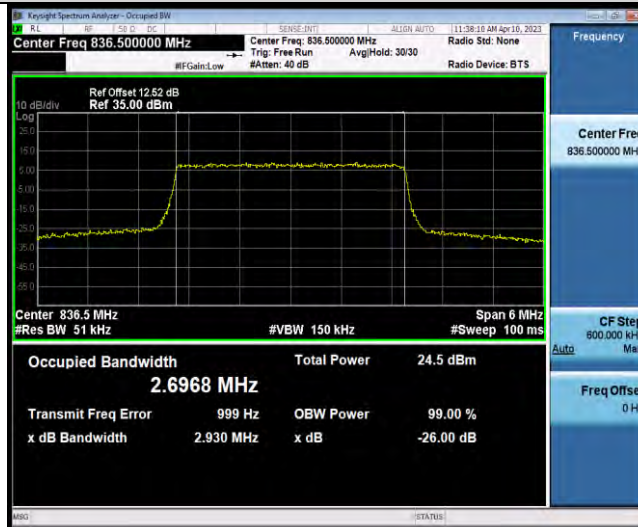
Test Report No.: W7L-P23030025RF04



Band26-3MHz-QPSK-26805-15RB#0



Band26-3MHz-QPSK-26915-15RB#0

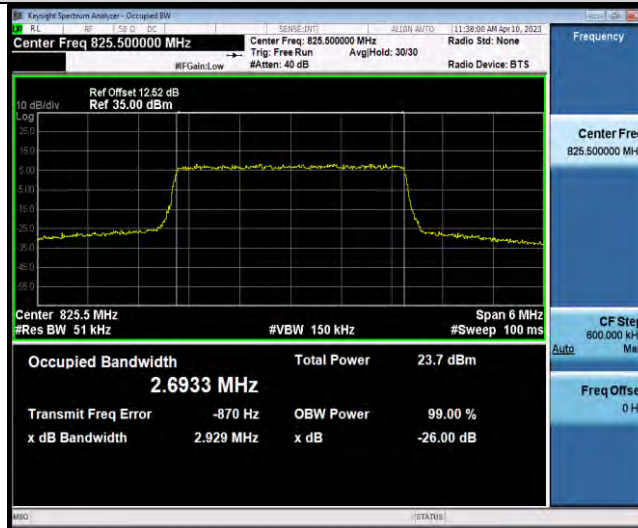


Band26-3MHz-QPSK-27025-15RB#0



BUREAU VERITAS

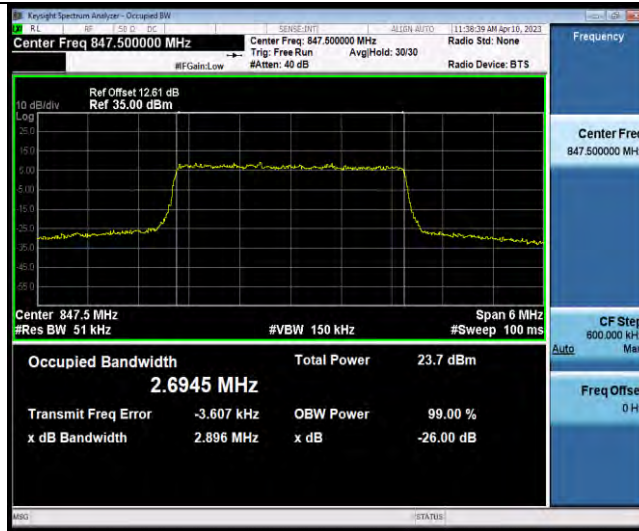
Test Report No.: W7L-P23030025RF04



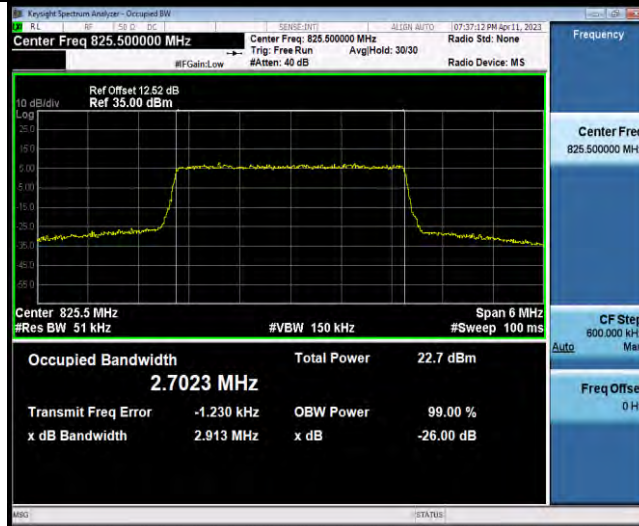


BUREAU VERITAS

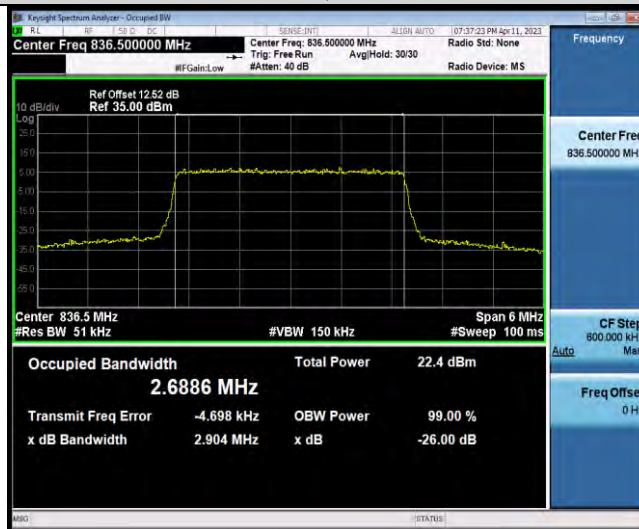
Test Report No.: W7L-P23030025RF04



Band26-3MHz-64QAM-26805-15RB#0



Band26-3MHz-64QAM-26915-15RB#0



Band26-3MHz-64QAM-27025-15RB#0



BUREAU VERITAS

Test Report No.: W7L-P23030025RF04



Band26-5MHz-QPSK-26815-25RB#0



Band26-5MHz-QPSK-26915-25RB#0



Band26-5MHz-QPSK-27015-25RB#0



BUREAU VERITAS

Test Report No.: W7L-P23030025RF04



Band26-5MHz-16QAM-26815-25RB#0



Band26-5MHz-16QAM-26915-25RB#0



Band26-5MHz-16QAM-27015-25RB#0



BUREAU VERITAS

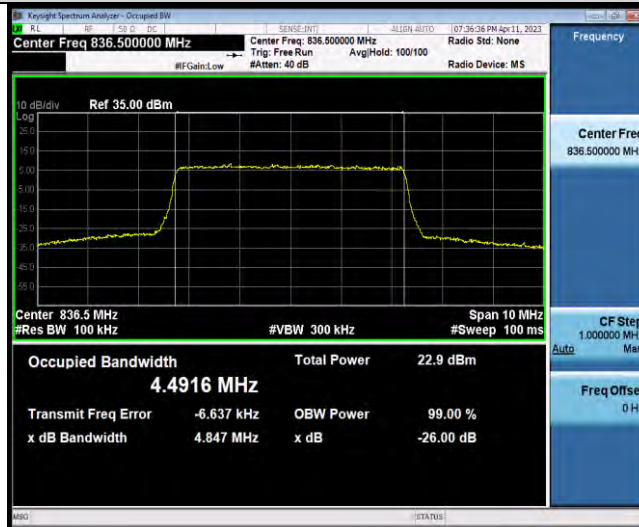
Test Report No.: W7L-P23030025RF04



Band26-5MHz-64QAM-26815-25RB#0



Band26-5MHz-64QAM-26915-25RB#0



Band26-5MHz-64QAM-27015-25RB#0



BUREAU VERITAS

Test Report No.: W7L-P23030025RF04



Band26-10MHz-QPSK-26840-50RB#0



Band26-10MHz-QPSK-26915-50RB#0



Band26-10MHz-QPSK-26990-50RB#0