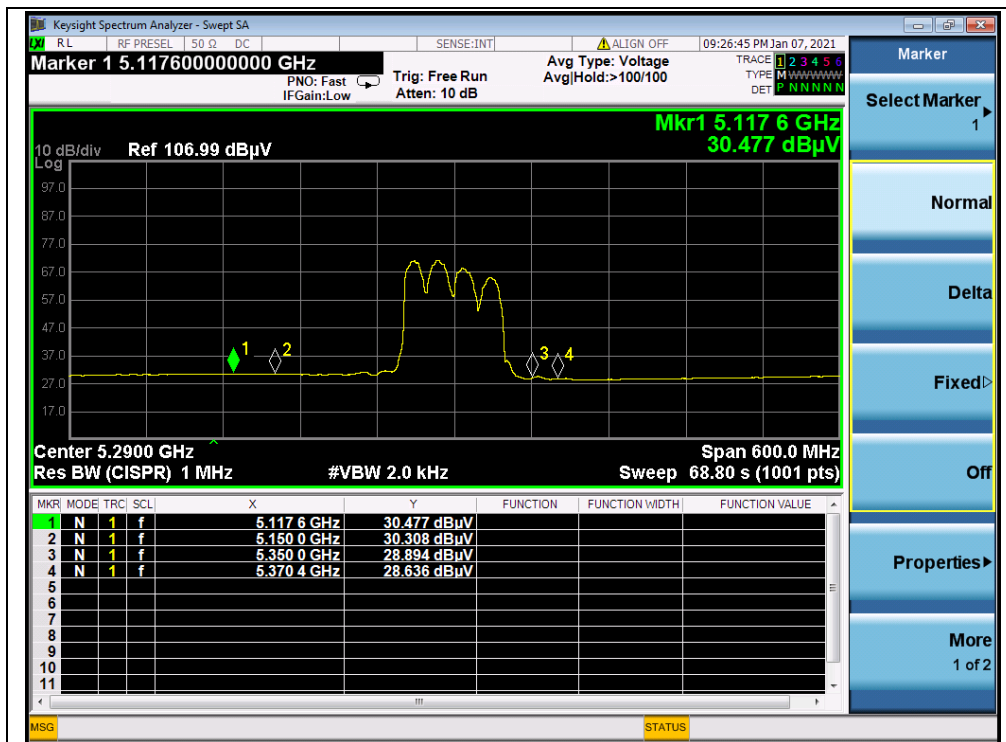
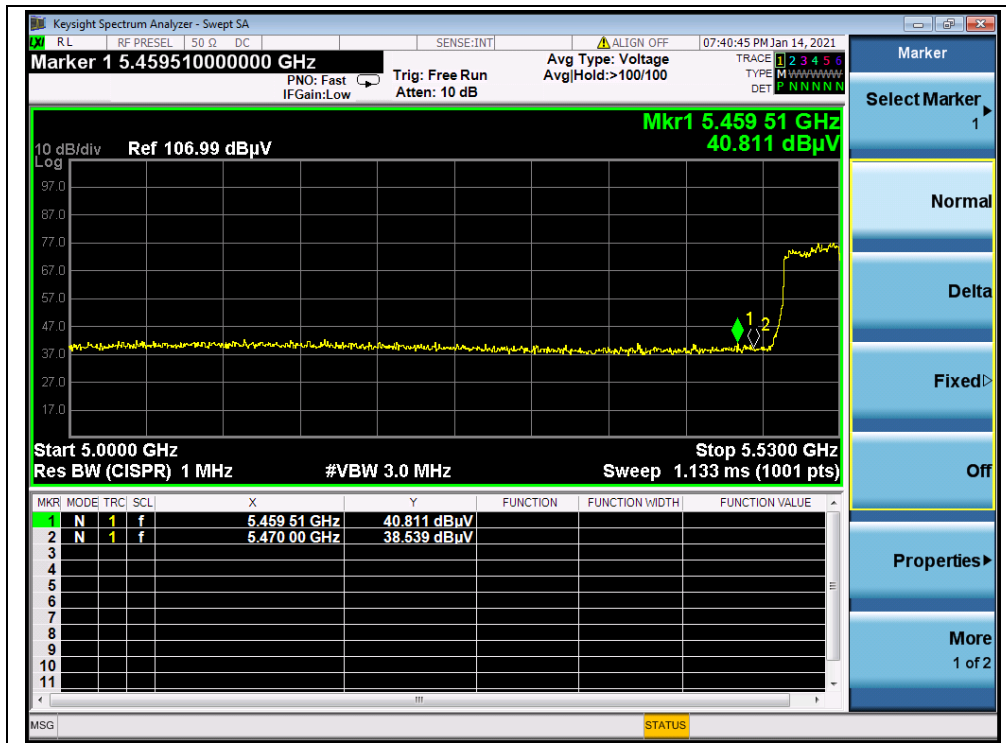


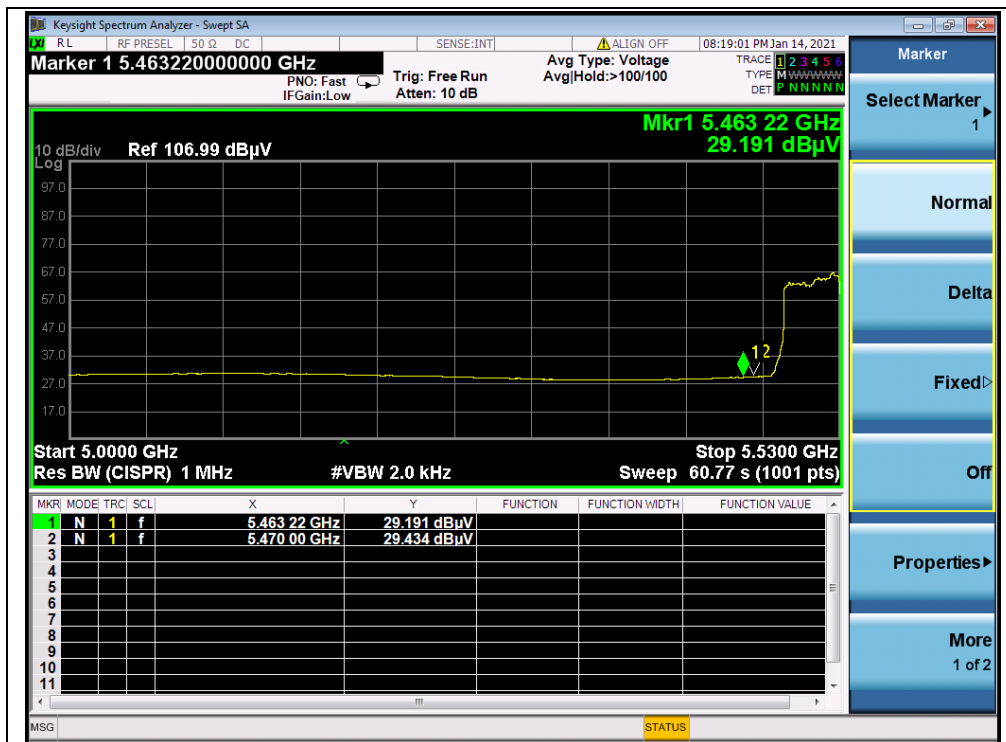
(PEAK, Channel 58, 802.11ac (VHT80))



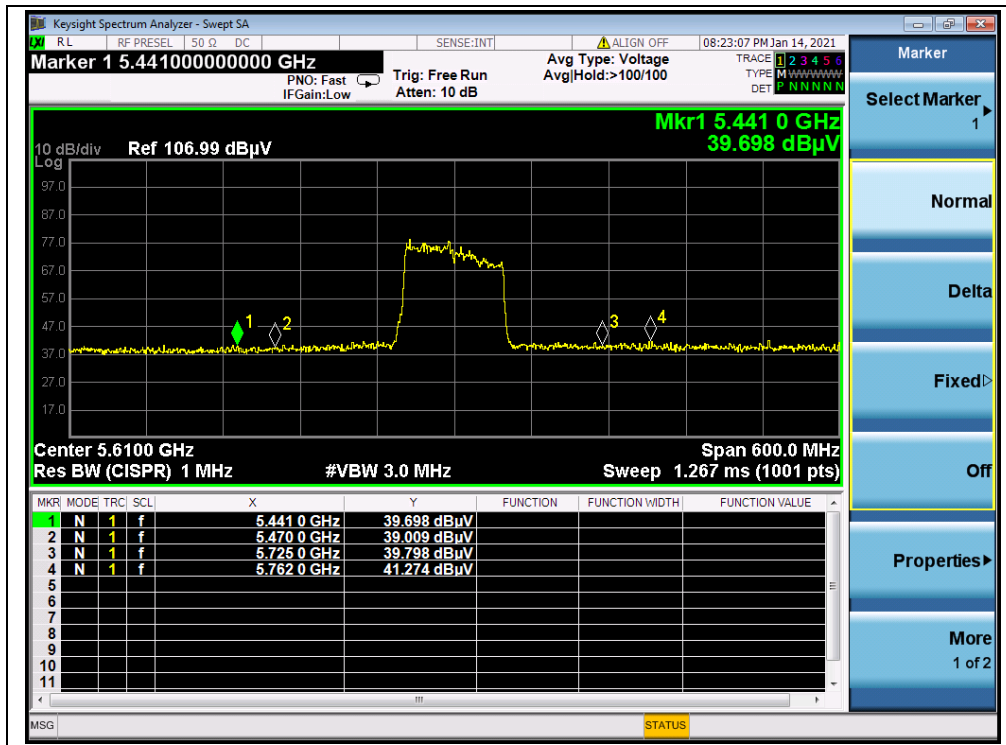
(AVERAGE, Channel 58, 802.11ac (VHT80))



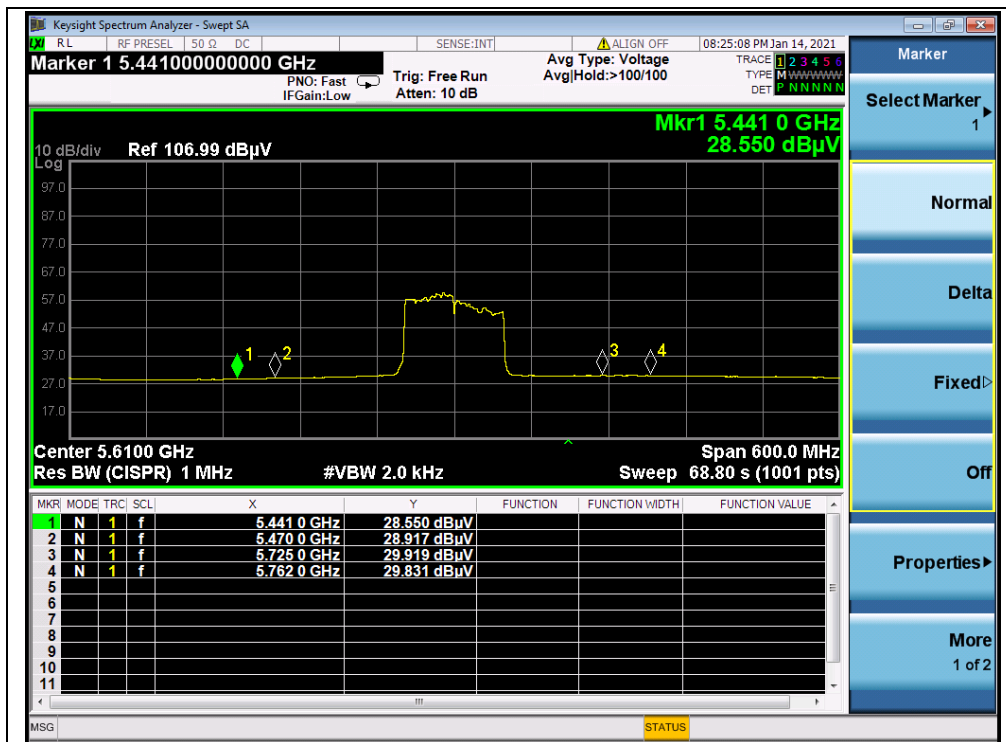
(PEAK, Channel 106, 802.11ac (VHT80))



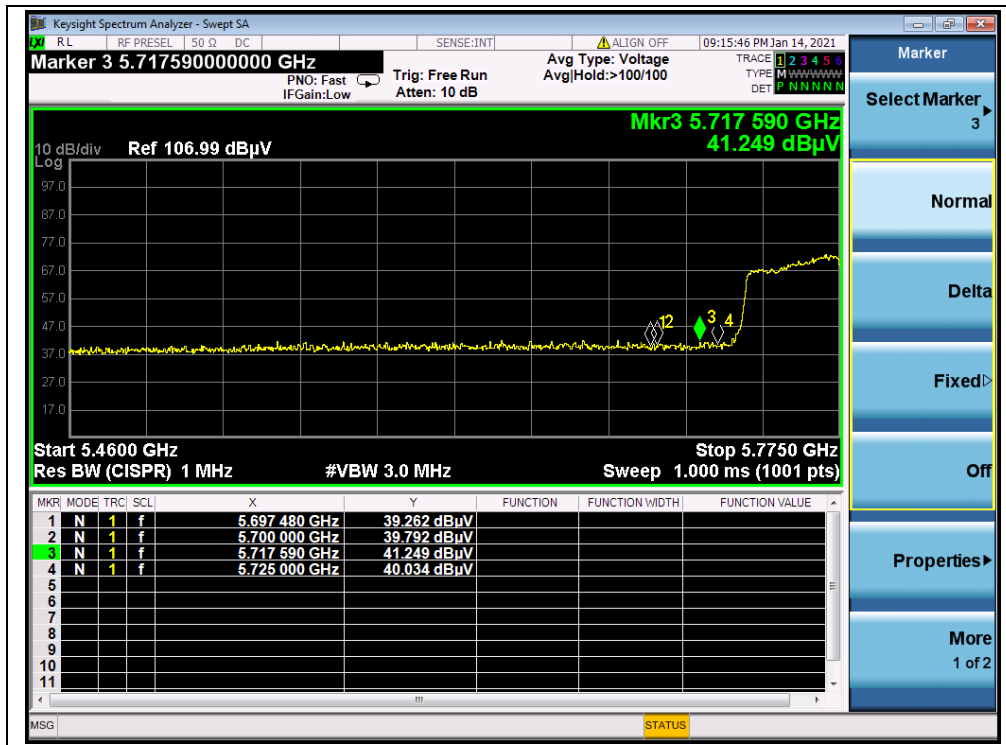
(AVERAGE, Channel 106, 802.11ac (VHT80))



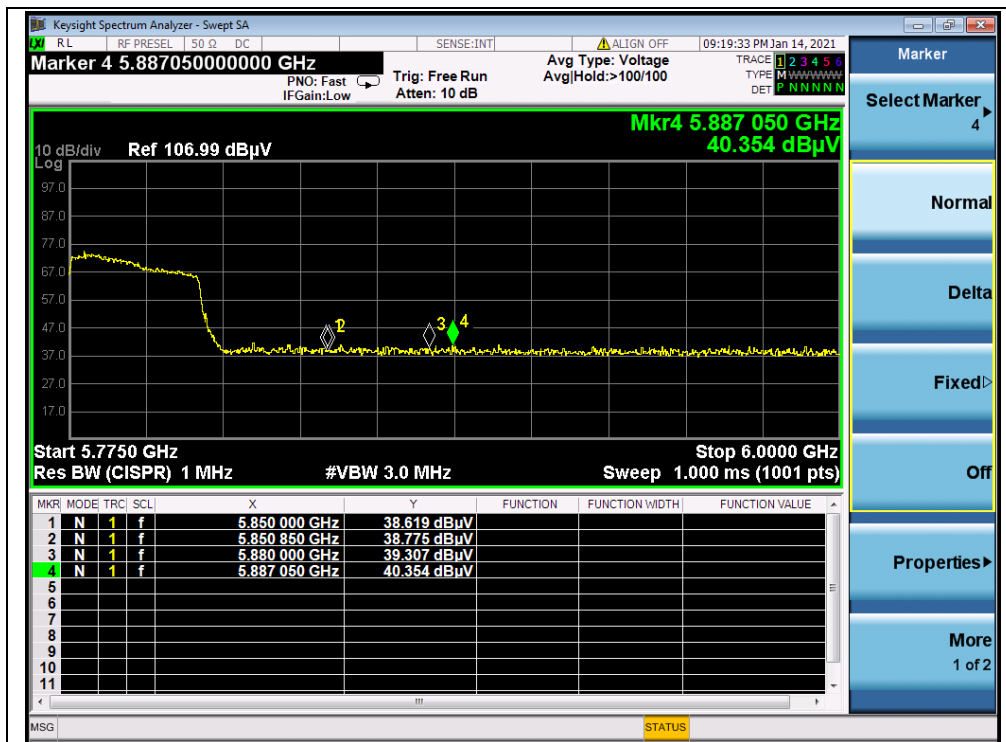
(PEAK, Channel 138, 802.11ac (VHT80))



(AVERAGE, Channel 138, 802.11ac (VHT80))



(PEAK, Channel 155, 802.11ac (VHT80))



(PEAK, Channel 155, 802.11ac (VHT80))



2.9. Radiated Emission

2.9.1. Requirement

The peak emissions outside of the frequency bands of operation shall be attenuated in accordance with the following limits:

- (1) For transmitters operating in the 5.15–5.25 GHz band: all emissions outside of the 5.15–5.35 GHz band shall not exceed an EIRP of -27dBm/MHz.
- (2) For transmitters operating in the 5.25–5.35 GHz band: all emissions outside of the 5.15–5.35 GHz band shall not exceed an EIRP of -27dBm/MHz.
- (3) For transmitters operating in the 5.47–5.725 GHz band: all emissions outside of the 5.47–5.725 GHz band shall not exceed an EIRP of -27dBm/MHz.
- (4) For transmitters operating in the 5.725-5.85 GHz band: All emissions within the frequency range from the band edge to 10 MHz above or below the band edge shall not exceed an e.i.r.p. of -17 dBm/MHz; for frequencies 10 MHz or greater above or below the band edge, emissions shall not exceed an e.i.r.p. of -27 dBm/MHz.

The following formula is used to convert the equipment isotropic radiated power(e.i.r.p.) to field strength (dBμV/m);

$$E = 1000000 \times \sqrt{30P} / 3 \mu\text{V/m}$$

where P is the EIRP in Watts

Therefore: -27 dBm/MHz = 68.23 dBuV/m

Unwanted emissions below 1 GHz must comply with the general field strength limits set forth in § 15.209. According to FCC section 15.209 (a), except as provided elsewhere in this subpart, the emissions from an intentional radiator shall not exceed the field strength levels specified in the following table:

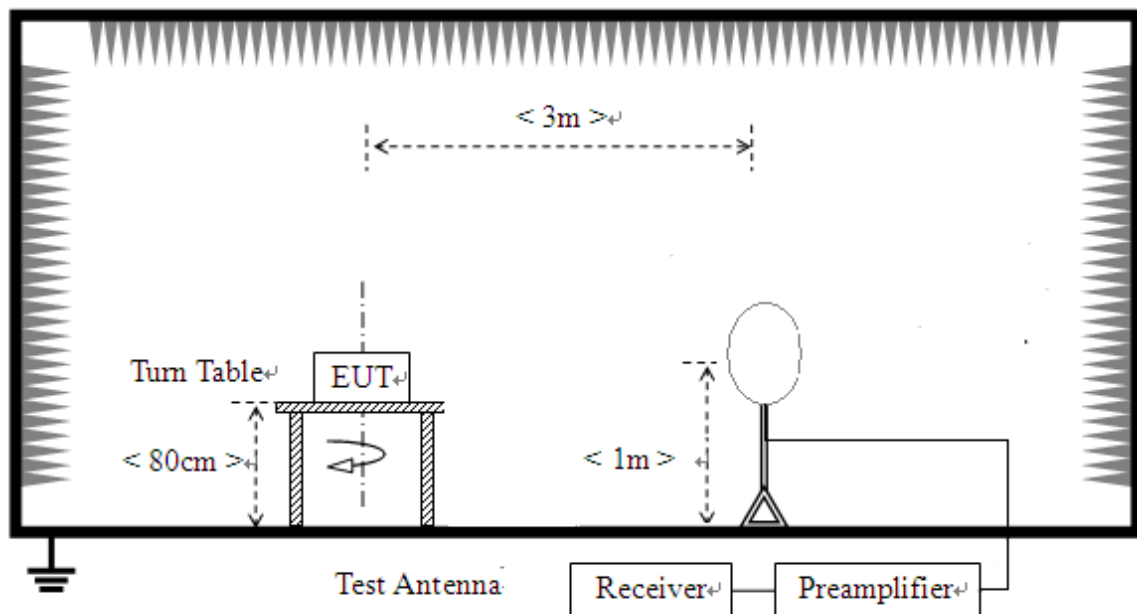
Frequency (MHz)	Field Strength (μV/m)	Measurement Distance (m)
0.009 - 0.490	2400/F(kHz)	300
0.490 - 1.705	24000/F(kHz)	30
1.705 - 30.0	30	30
30 - 88	100	3
88 - 216	150	3
216 - 960	200	3
Above 960	500	3

For Above 1000MHz, the emission limit in this paragraph is based on measurement instrumentation employing an average detector, measurement using instrumentation with a peak detector function, corresponding to 20dB above the maximum permitted average limit. In addition, radiated emissions which fall in the restricted bands, as defined in Section 15.205(a), also should comply with the radiated emission limits specified in Section 15.209(a)(above table).

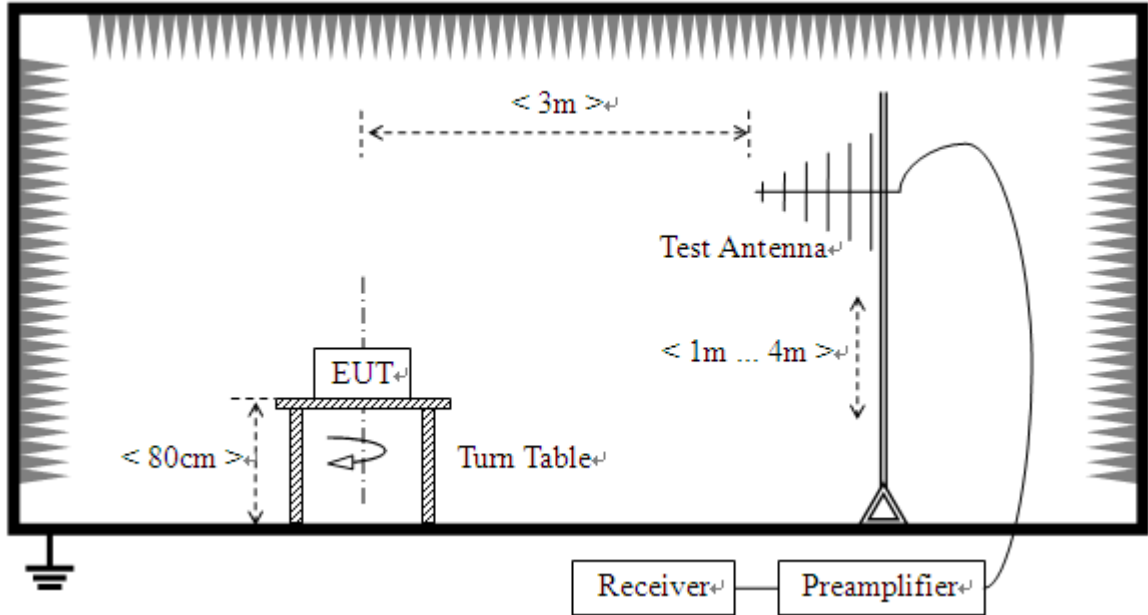
2.9.2. Test Description

Test Setup:

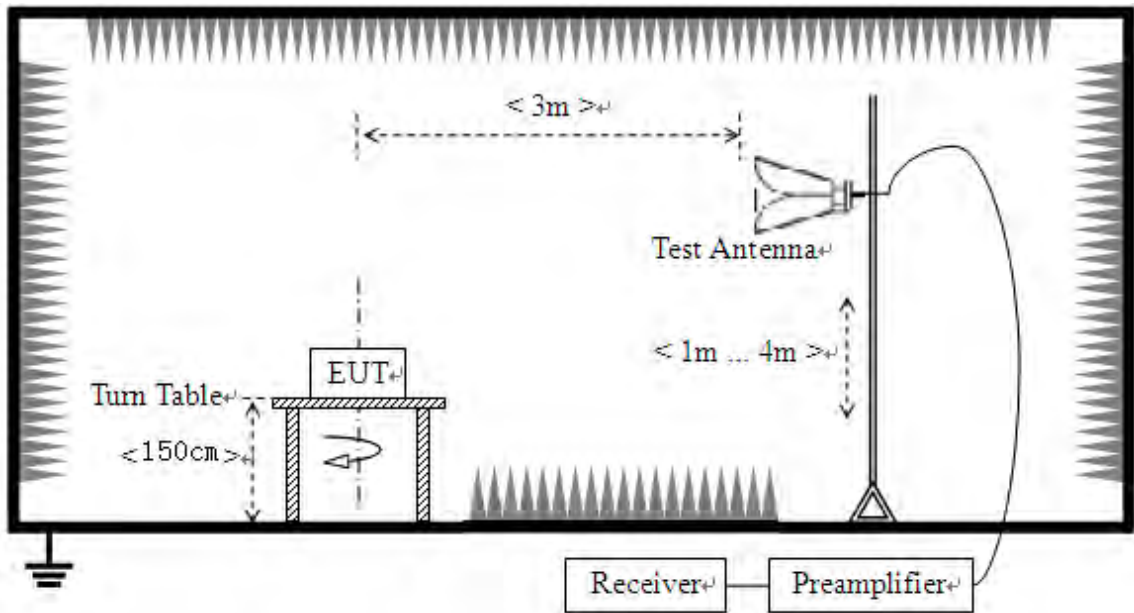
- 1) For radiated emissions from 9kHz to 30MHz



2) For radiated emissions from 30MHz to1GHz



3) For radiated emissions above 1GHz



The EUT is placed on a non-conducting table 80 cm above the ground plane for measurement below 1GHz; 1.5 m above the ground plane for measurement above 1GHz. The antenna to EUT distance is 3 meters. The EUT is configured in accordance with ANSI C63.10. The EUT is set to transmit in a continuous mode.



For measurements below 30MHz, the emission limits shown in the above table are based on measurements employing a CISPR quasi-peak detector except for the frequency bands 9kHz-90 kHz, 110kHz-490 kHz. Radiated emission limits in these two bands are based on measurements employing an average detector.

For measurements below 1GHz the resolution bandwidth is set to 100kHz for peak detection measurements or 120kHz for quasi-peak detection measurements. Peak detection is used unless otherwise noted as quasi-peak.

For measurements above 1GHz the resolution bandwidth is set to 1MHz, the video band width is set to 3MHz for peak measurements and as applicable for average measurements.

The frequency range of interest is monitored at a fixed antenna height and EUT azimuth. The EUT is rotated through 360 degrees to maximize emissions received. The antenna is scanned from 1 to 4 meters above the ground plane to further maximize the emission. Measurements are made with the antenna polarized in both the vertical and the horizontal positions.

2.9.3. Test Result

According to ANSI C63.10, because of peak detection will yield amplitudes equal to or greater than amplitudes measured with the quasi-peak (or average) detector, the measurement data from a spectrum analyzer peak detector will represent the worst-case results, if the peak measured value complies with the quasi-peak (or average) limit, it is unnecessary to perform an quasi-peak measurement (or average).

The measurement results are obtained as below:

$$E \text{ [dB}\mu\text{V/m]} = U_R + A_T + A_{\text{Factor}} \text{ [dB]}; A_T = L_{\text{Cable loss}} \text{ [dB]} - G_{\text{preamp}} \text{ [dB]}$$

A_T : Total correction Factor except Antenna

U_R : Receiver Reading

G_{preamp} : Preamplifier Gain

A_{Factor} : Antenna Factor at 3m

During the test, the total correction Factor A_T and A_{Factor} were built in test software.

Note 1: All radiated emission tests were performed in X, Y, Z axis direction. And only the worst axis test condition was recorded in this test report.

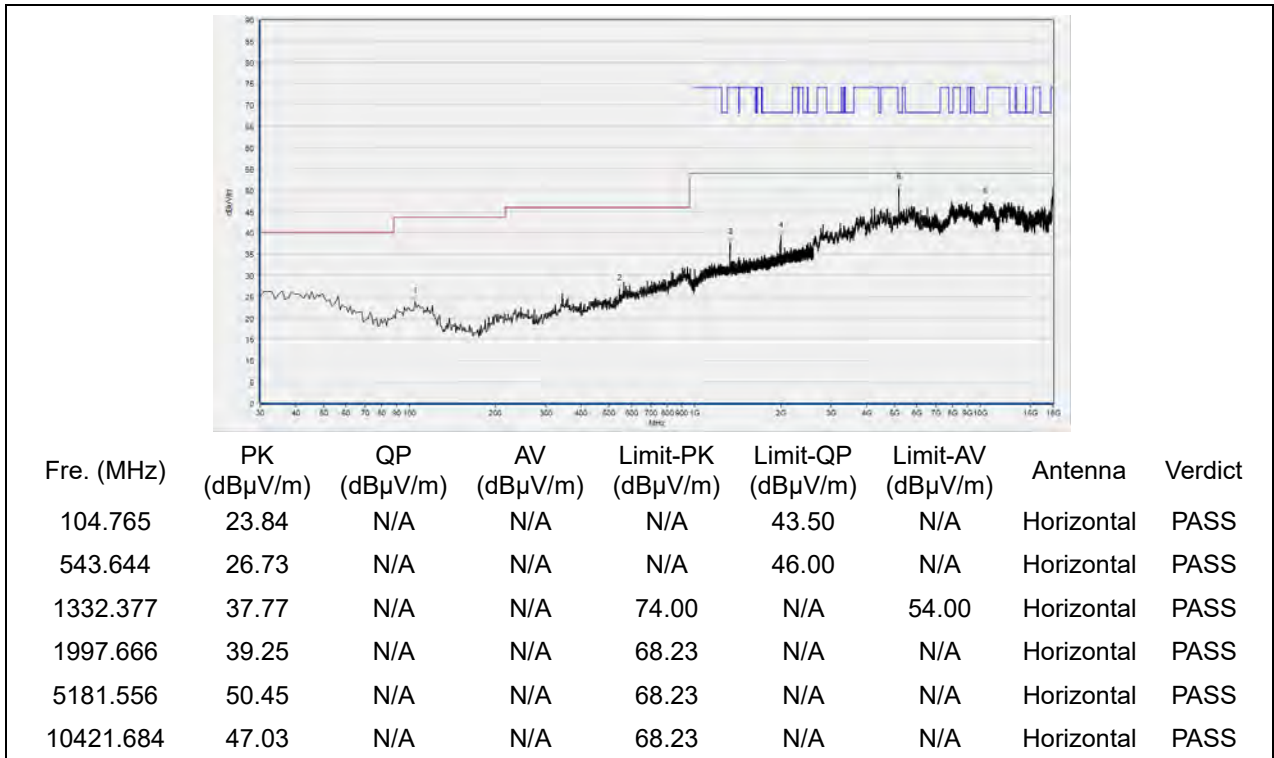
Note 2: For the frequency, which started from 9kHz to 30MHz, was pre-scanned and the result which was 20dB lower than the limit was not recorded.

Note 3: For the frequency, which started from 18GHz to 40GHz, was pre-scanned and the result which was 20dB lower than the limit was not recorded.

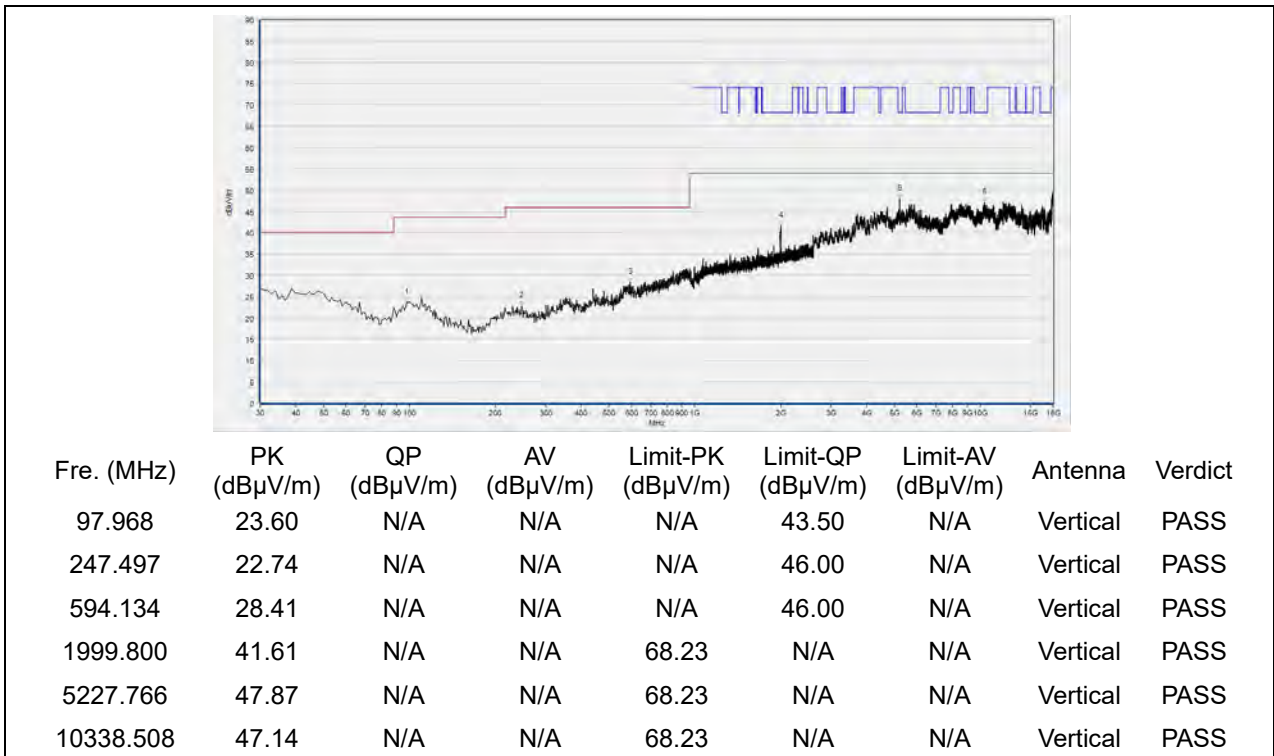
Note 4: All test modes and bandwidth were considered and evaluated respectively by performing full test, only the worst data were recorded for each bandwidth.

Antenna Type A, 802.11a Mode

Plot for Channel 36

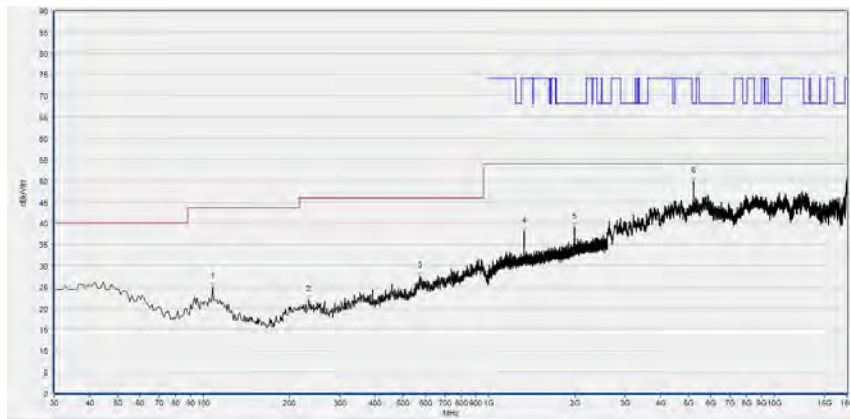


(Antenna Horizontal, 30MHz to 18GHz)



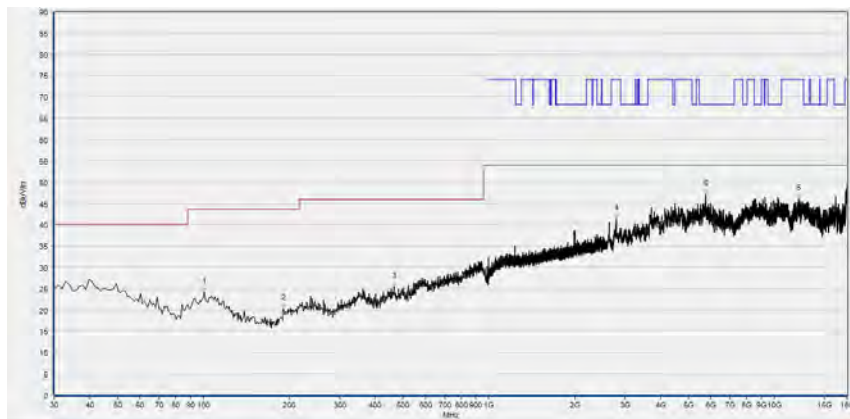
(Antenna Vertical, 30MHz to 18GHz)

Plot for Channel 44



Fre. (MHz)	PK (dBμV/m)	QP (dBμV/m)	AV (dBμV/m)	Limit-PK (dBμV/m)	Limit-QP (dBμV/m)	Limit-AV (dBμV/m)	Antenna	Verdict
107.678	24.97	N/A	N/A	N/A	43.50	N/A	Horizontal	PASS
233.904	22.00	N/A	N/A	N/A	46.00	N/A	Horizontal	PASS
572.773	27.53	N/A	N/A	N/A	46.00	N/A	Horizontal	PASS
1328.109	38.05	N/A	N/A	74.00	N/A	54.00	Horizontal	PASS
1996.065	39.03	N/A	N/A	68.23	N/A	N/A	Horizontal	PASS
5212.362	49.74	N/A	N/A	68.23	N/A	N/A	Horizontal	PASS

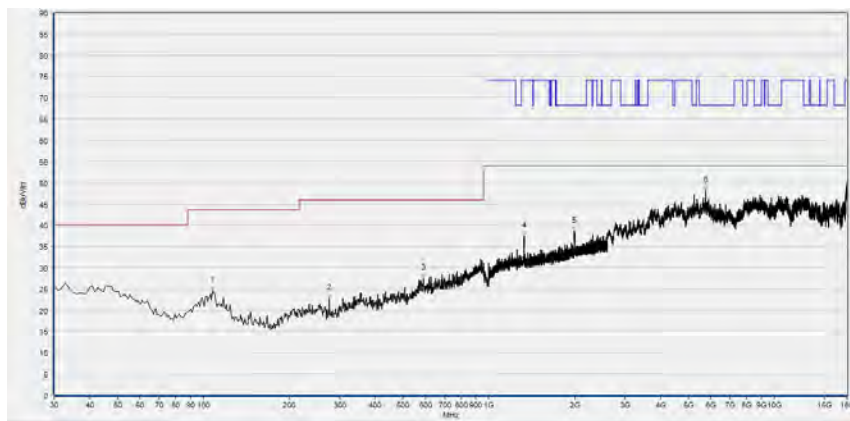
(Antenna Horizontal, 30MHz to 18GHz)



Fre. (MHz)	PK (dBμV/m)	QP (dBμV/m)	AV (dBμV/m)	Limit-PK (dBμV/m)	Limit-QP (dBμV/m)	Limit-AV (dBμV/m)	Antenna	Verdict
100.881	24.22	N/A	N/A	N/A	43.50	N/A	Vertical	PASS
191.181	20.26	N/A	N/A	N/A	43.50	N/A	Vertical	PASS
464.995	25.44	N/A	N/A	N/A	46.00	N/A	Vertical	PASS
2797.159	41.35	N/A	N/A	74.00	N/A	54.00	Vertical	PASS
5742.228	47.02	N/A	N/A	68.23	N/A	N/A	Vertical	PASS
12140.668	46.09	N/A	N/A	74.00	N/A	54.00	Vertical	PASS

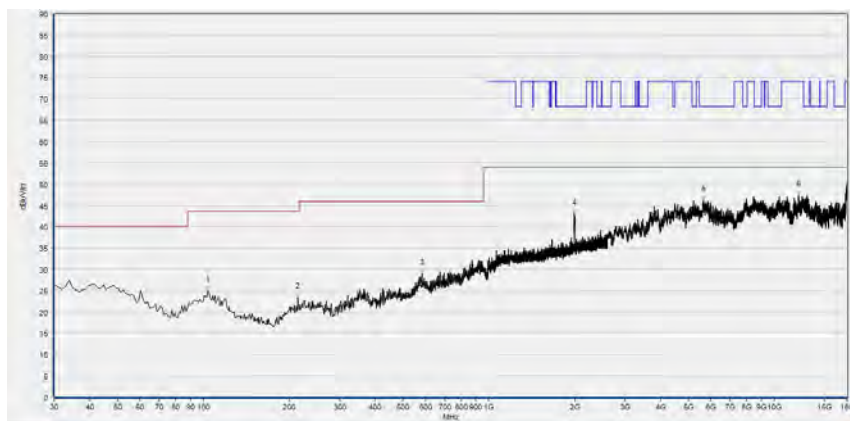
(Antenna Vertical, 30MHz to 18GHz)

Plot for Channel 48



Fre. (MHz)	PK (dBμV/m)	QP (dBμV/m)	AV (dBμV/m)	Limit-PK (dBμV/m)	Limit-QP (dBμV/m)	Limit-AV (dBμV/m)	Antenna	Verdict
107.678	24.69	N/A	N/A	N/A	43.50	N/A	Horizontal	PASS
276.627	22.73	N/A	N/A	N/A	46.00	N/A	Horizontal	PASS
590.250	27.51	N/A	N/A	N/A	46.00	N/A	Horizontal	PASS
1327.576	37.33	N/A	N/A	74.00	N/A	54.00	Horizontal	PASS
1991.797	38.51	N/A	N/A	68.23	N/A	N/A	Horizontal	PASS
5742.228	48.10	N/A	N/A	68.23	N/A	N/A	Horizontal	PASS

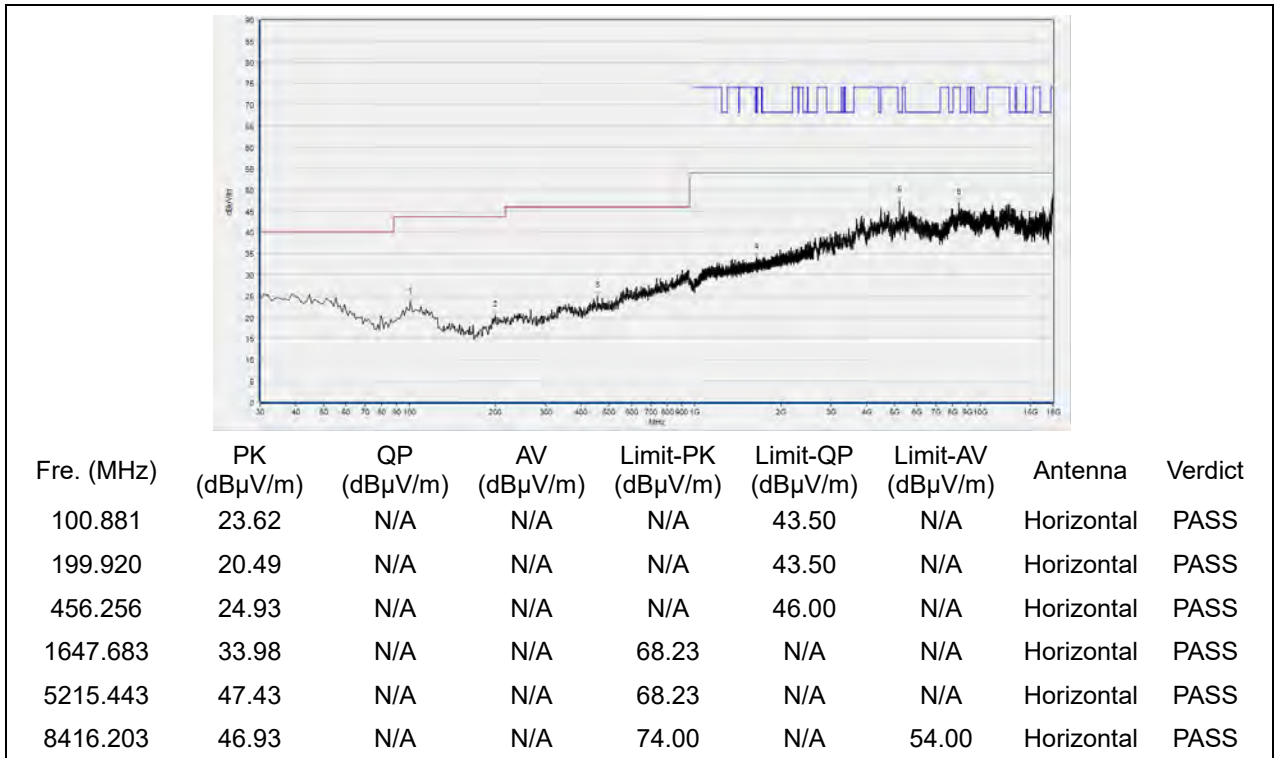
(Antenna Horizontal, 30MHz to 18GHz)



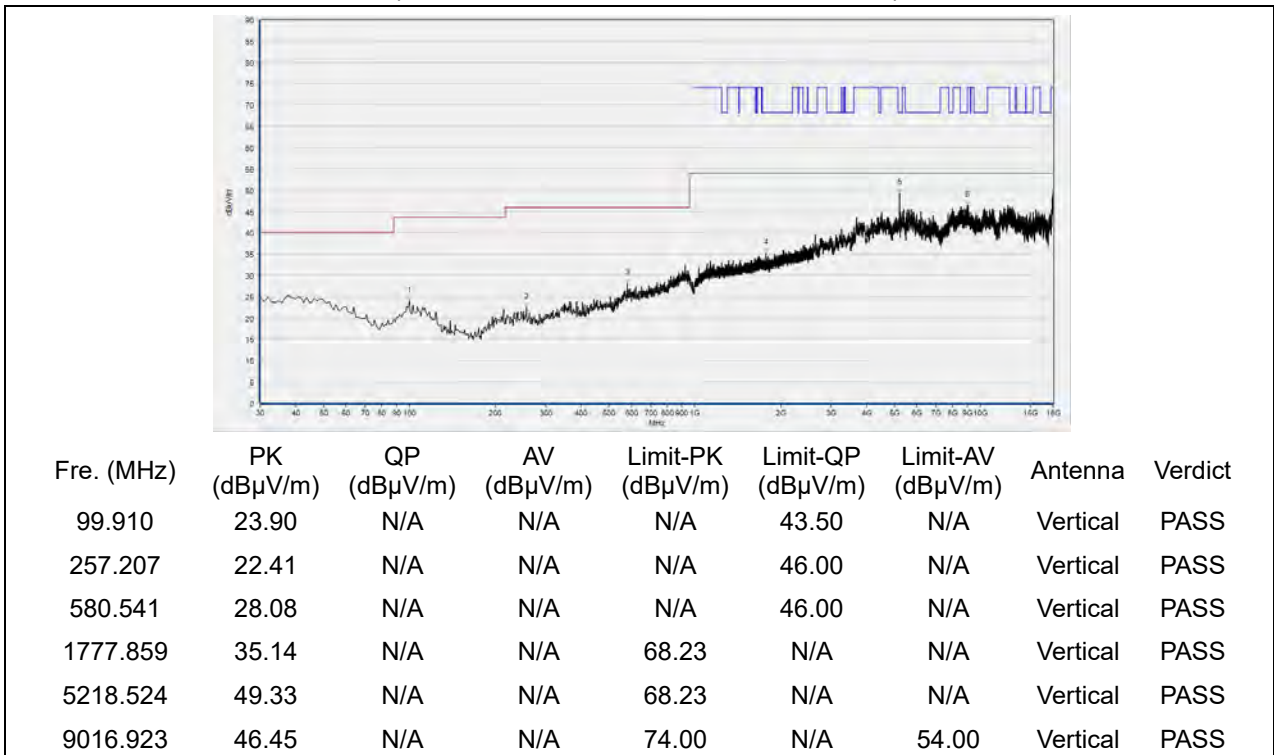
Fre. (MHz)	PK (dBμV/m)	QP (dBμV/m)	AV (dBμV/m)	Limit-PK (dBμV/m)	Limit-QP (dBμV/m)	Limit-AV (dBμV/m)	Antenna	Verdict
103.794	25.01	N/A	N/A	N/A	43.50	N/A	Vertical	PASS
214.484	23.41	N/A	N/A	N/A	43.50	N/A	Vertical	PASS
584.424	29.06	N/A	N/A	N/A	46.00	N/A	Vertical	PASS
1993.931	43.04	N/A	N/A	68.23	N/A	N/A	Vertical	PASS
5643.649	46.25	N/A	N/A	68.23	N/A	N/A	Vertical	PASS
12149.910	47.47	N/A	N/A	74.00	N/A	54.00	Vertical	PASS

(Antenna Vertical, 30MHz to 18GHz)

Plot for Channel 52

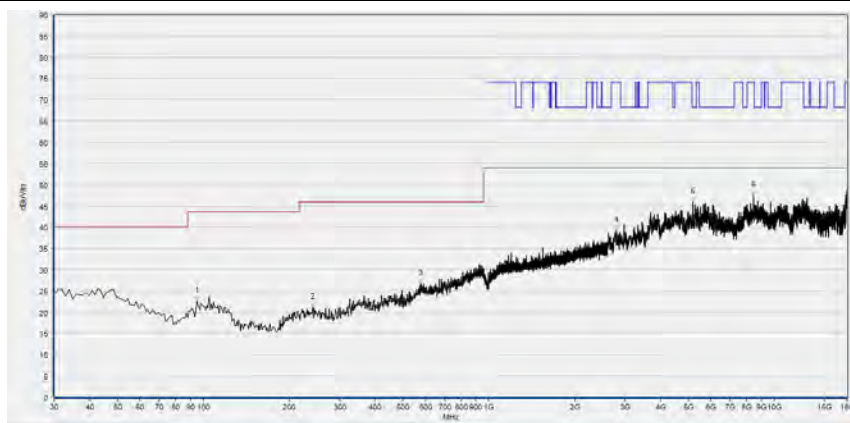


(Antenna Horizontal, 30MHz to 18GHz)



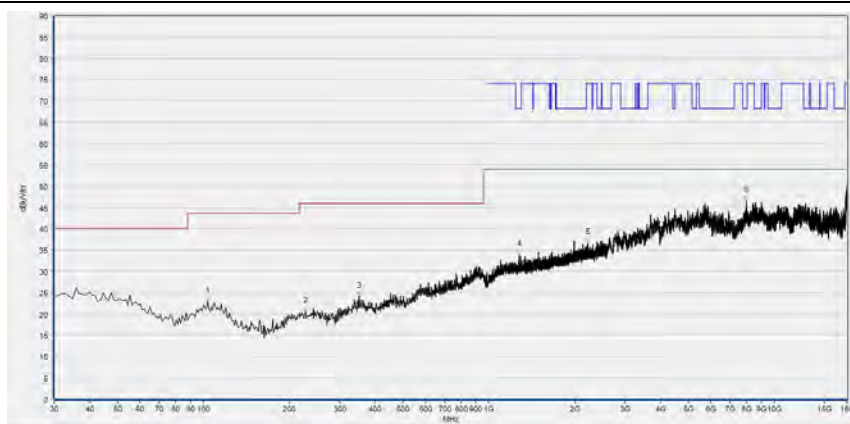
(Antenna Vertical, 30MHz to 18GHz)

Plot for Channel 60



Fre. (MHz)	PK (dBµV/m)	QP (dBµV/m)	AV (dBµV/m)	Limit-PK (dBµV/m)	Limit-QP (dBµV/m)	Limit-AV (dBµV/m)	Antenna	Verdict
95.055	22.55	N/A	N/A	N/A	43.50	N/A	Horizontal	PASS
241.672	21.15	N/A	N/A	N/A	46.00	N/A	Horizontal	PASS
577.628	26.69	N/A	N/A	N/A	46.00	N/A	Horizontal	PASS
2794.079	39.30	N/A	N/A	74.00	N/A	54.00	Horizontal	PASS
5172.314	45.86	N/A	N/A	68.23	N/A	N/A	Horizontal	PASS
8459.332	47.40	N/A	N/A	74.00	N/A	54.00	Horizontal	PASS

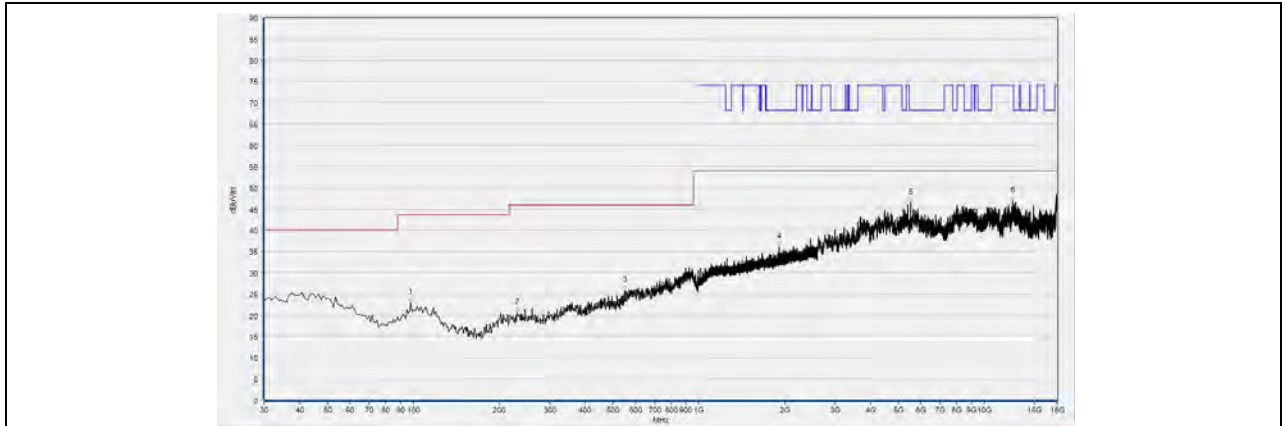
(Antenna Horizontal, 30MHz to 18GHz)



Fre. (MHz)	PK (dBµV/m)	QP (dBµV/m)	AV (dBµV/m)	Limit-PK (dBµV/m)	Limit-QP (dBµV/m)	Limit-AV (dBµV/m)	Antenna	Verdict
103.794	22.99	N/A	N/A	N/A	43.50	N/A	Vertical	PASS
228.078	20.66	N/A	N/A	N/A	46.00	N/A	Vertical	PASS
351.391	24.07	N/A	N/A	N/A	46.00	N/A	Vertical	PASS
1276.892	33.92	N/A	N/A	68.23	N/A	N/A	Vertical	PASS
2218.006	36.67	N/A	N/A	74.00	N/A	54.00	Vertical	PASS
7984.917	46.54	N/A	N/A	68.23	N/A	N/A	Vertical	PASS

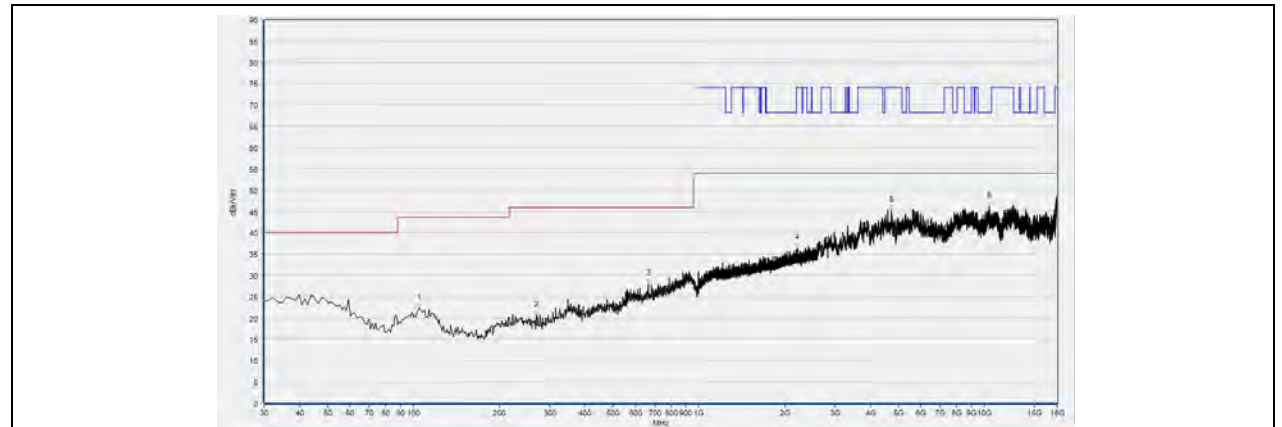
(Antenna Vertical, 30MHz to 18GHz)

Plot for Channel 64



Fre. (MHz)	PK (dBμV/m)	QP (dBμV/m)	AV (dBμV/m)	Limit-PK (dBμV/m)	Limit-QP (dBμV/m)	Limit-AV (dBμV/m)	Antenna	Verdict
97.968	22.89	N/A	N/A	N/A	43.50	N/A	Horizontal	PASS
230.991	20.56	N/A	N/A	N/A	46.00	N/A	Horizontal	PASS
551.411	25.80	N/A	N/A	N/A	46.00	N/A	Horizontal	PASS
1914.438	36.06	N/A	N/A	68.23	N/A	N/A	Horizontal	PASS
5520.424	46.50	N/A	N/A	68.23	N/A	N/A	Horizontal	PASS
12556.551	46.89	N/A	N/A	74.00	N/A	54.00	Horizontal	PASS

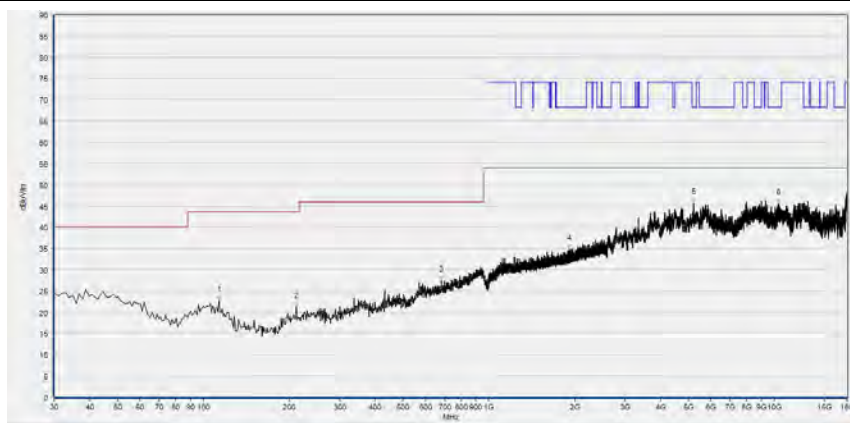
(Antenna Horizontal, 30MHz to 18GHz)



Fre. (MHz)	PK (dBμV/m)	QP (dBμV/m)	AV (dBμV/m)	Limit-PK (dBμV/m)	Limit-QP (dBμV/m)	Limit-AV (dBμV/m)	Antenna	Verdict
104.765	22.33	N/A	N/A	N/A	43.50	N/A	Vertical	PASS
269.830	20.58	N/A	N/A	N/A	46.00	N/A	Vertical	PASS
665.015	27.98	N/A	N/A	N/A	46.00	N/A	Vertical	PASS
2214.271	36.39	N/A	N/A	74.00	N/A	54.00	Vertical	PASS
4719.464	45.20	N/A	N/A	74.00	N/A	54.00	Vertical	PASS
10427.846	46.22	N/A	N/A	68.23	N/A	N/A	Vertical	PASS

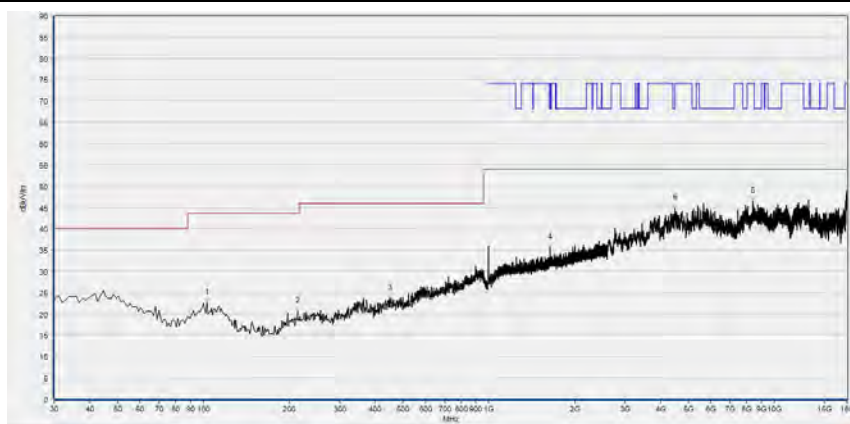
(Antenna Vertical, 30MHz to 18GHz)

Plot for Channel 100



Fre. (MHz)	PK (dBµV/m)	QP (dBµV/m)	AV (dBµV/m)	Limit-PK (dBµV/m)	Limit-QP (dBµV/m)	Limit-AV (dBµV/m)	Antenna	Verdict
113.504	22.72	N/A	N/A	N/A	43.50	N/A	Horizontal	PASS
211.572	21.28	N/A	N/A	N/A	43.50	N/A	Horizontal	PASS
682.492	27.46	N/A	N/A	N/A	46.00	N/A	Horizontal	PASS
1911.771	34.81	N/A	N/A	68.23	N/A	N/A	Horizontal	PASS
5227.766	45.80	N/A	N/A	68.23	N/A	N/A	Horizontal	PASS
10332.346	45.66	N/A	N/A	68.23	N/A	N/A	Horizontal	PASS

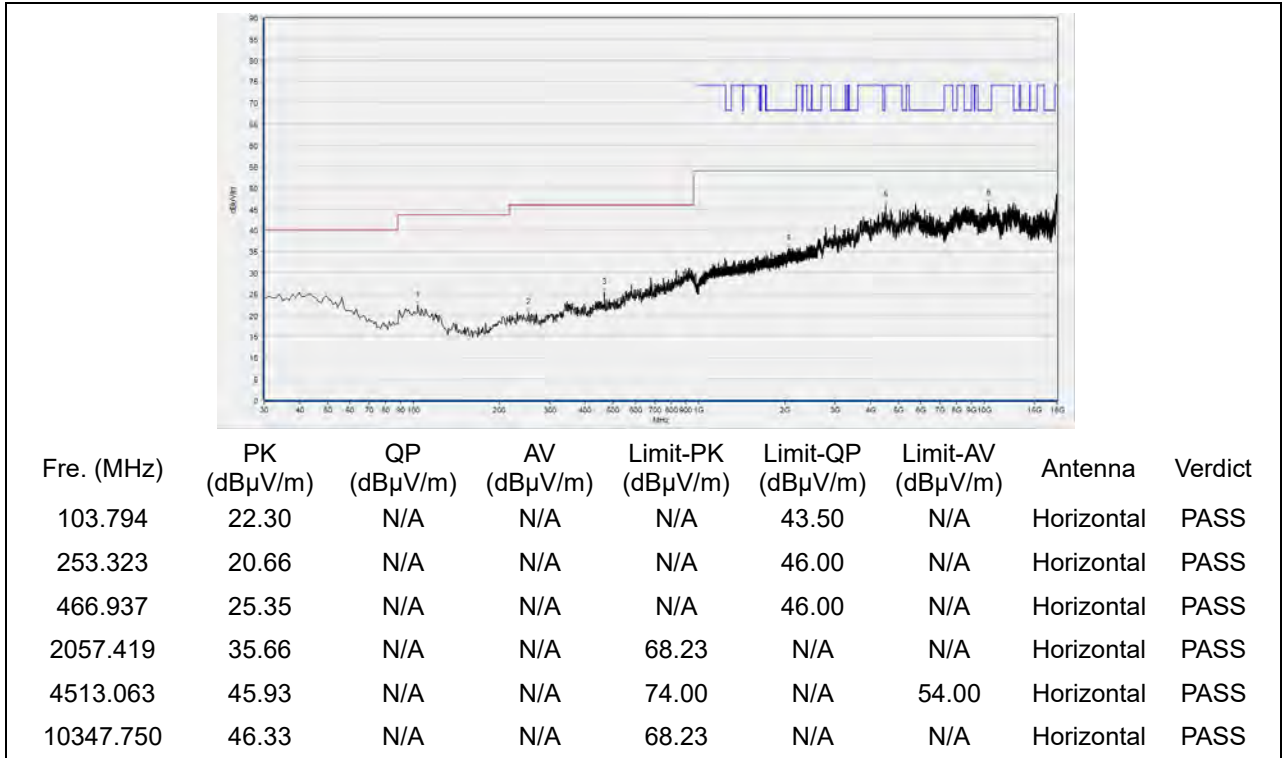
(Antenna Horizontal, 30MHz to 18GHz)



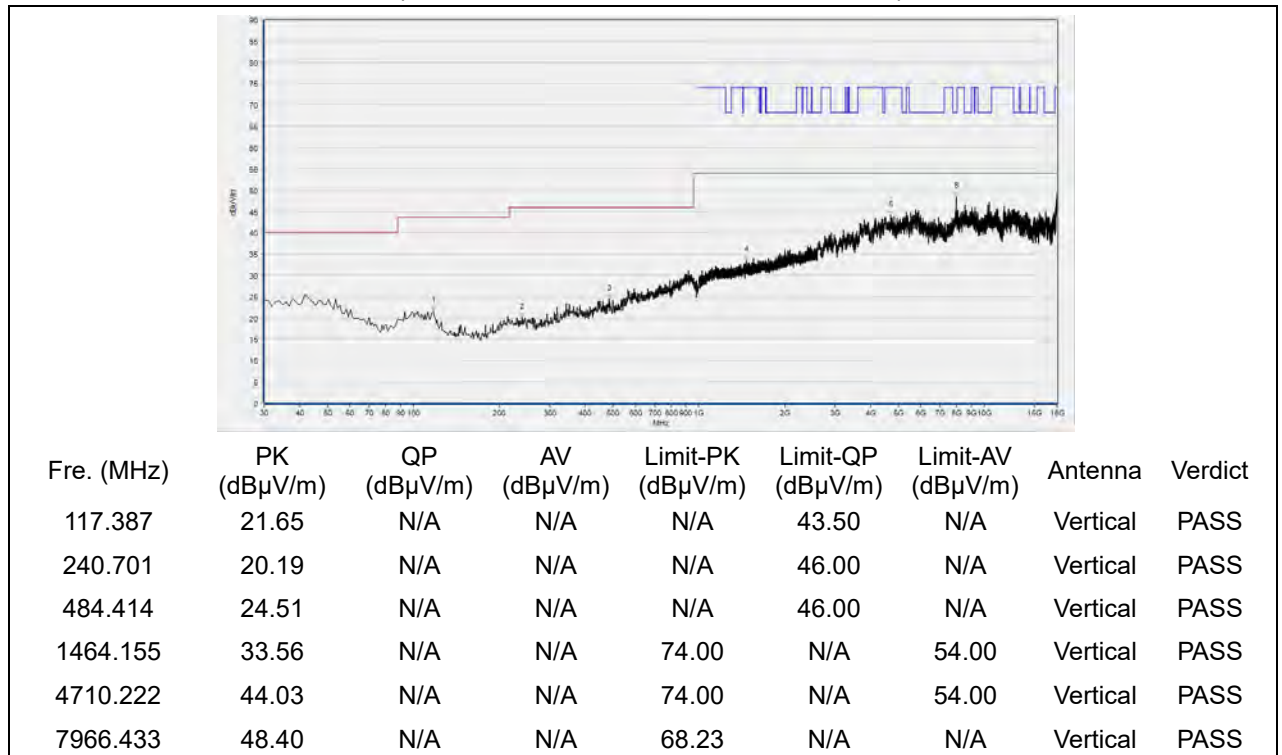
Fre. (MHz)	PK (dBµV/m)	QP (dBµV/m)	AV (dBµV/m)	Limit-PK (dBµV/m)	Limit-QP (dBµV/m)	Limit-AV (dBµV/m)	Antenna	Verdict
102.823	22.64	N/A	N/A	N/A	43.50	N/A	Vertical	PASS
213.514	20.67	N/A	N/A	N/A	43.50	N/A	Vertical	PASS
449.459	23.60	N/A	N/A	N/A	46.00	N/A	Vertical	PASS
1641.280	35.56	N/A	N/A	68.23	N/A	N/A	Vertical	PASS
4488.418	44.83	N/A	N/A	68.23	N/A	N/A	Vertical	PASS
8422.364	46.47	N/A	N/A	74.00	N/A	54.00	Vertical	PASS

(Antenna Vertical, 30MHz to 18GHz)

Plot for Channel 120

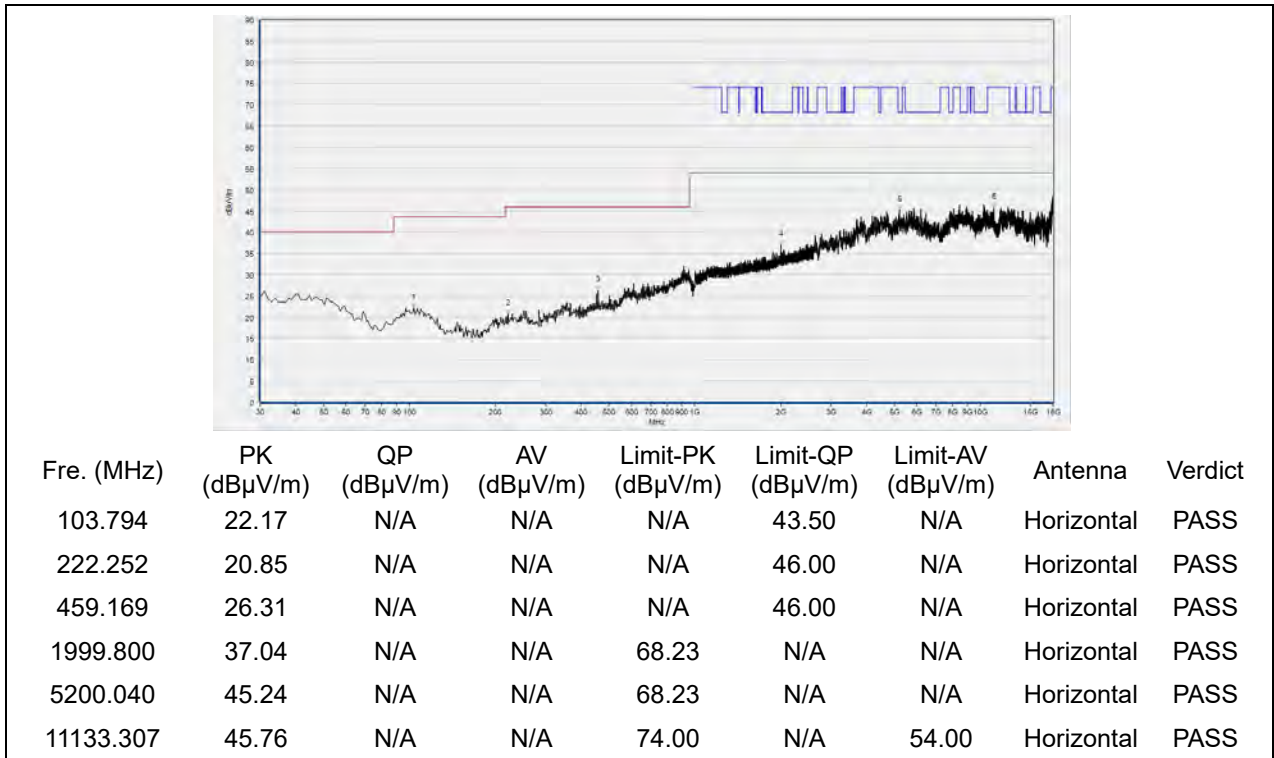


(Antenna Horizontal, 30MHz to 18GHz)

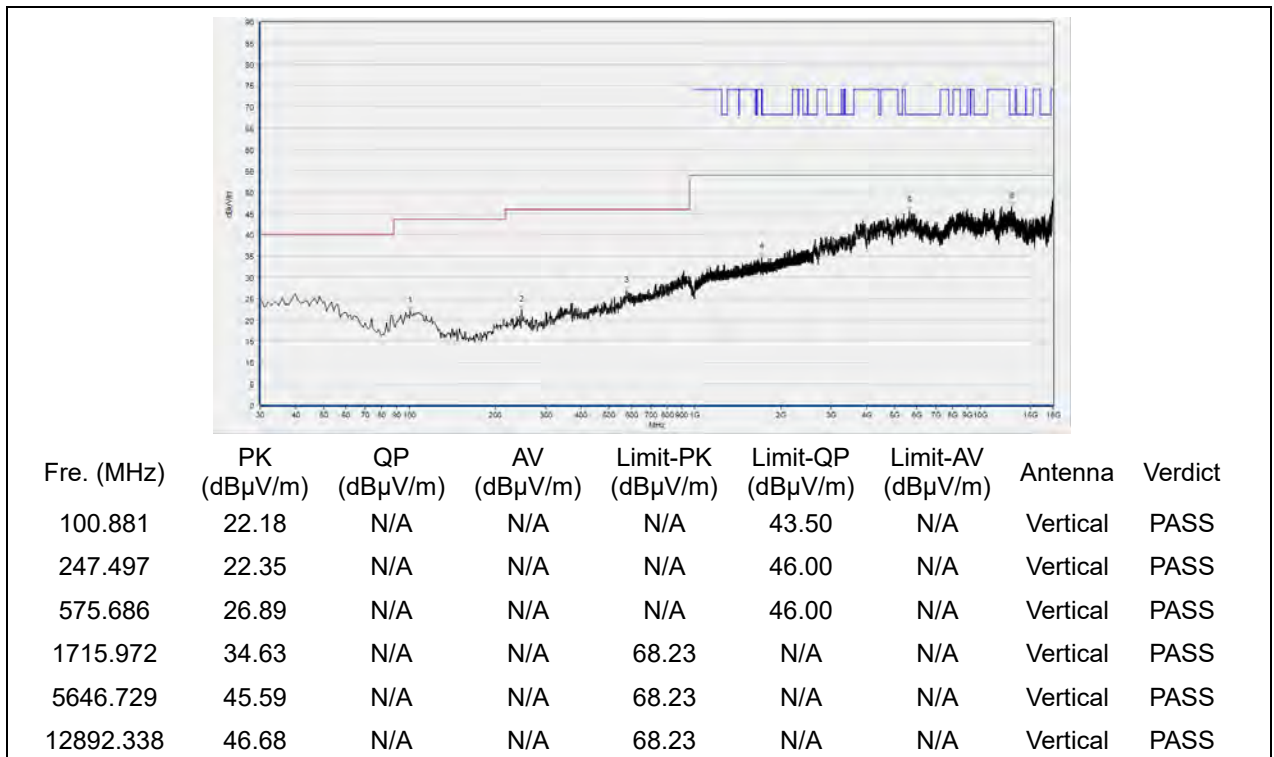


(Antenna Vertical, 30MHz to 18GHz)

Plot for Channel 144

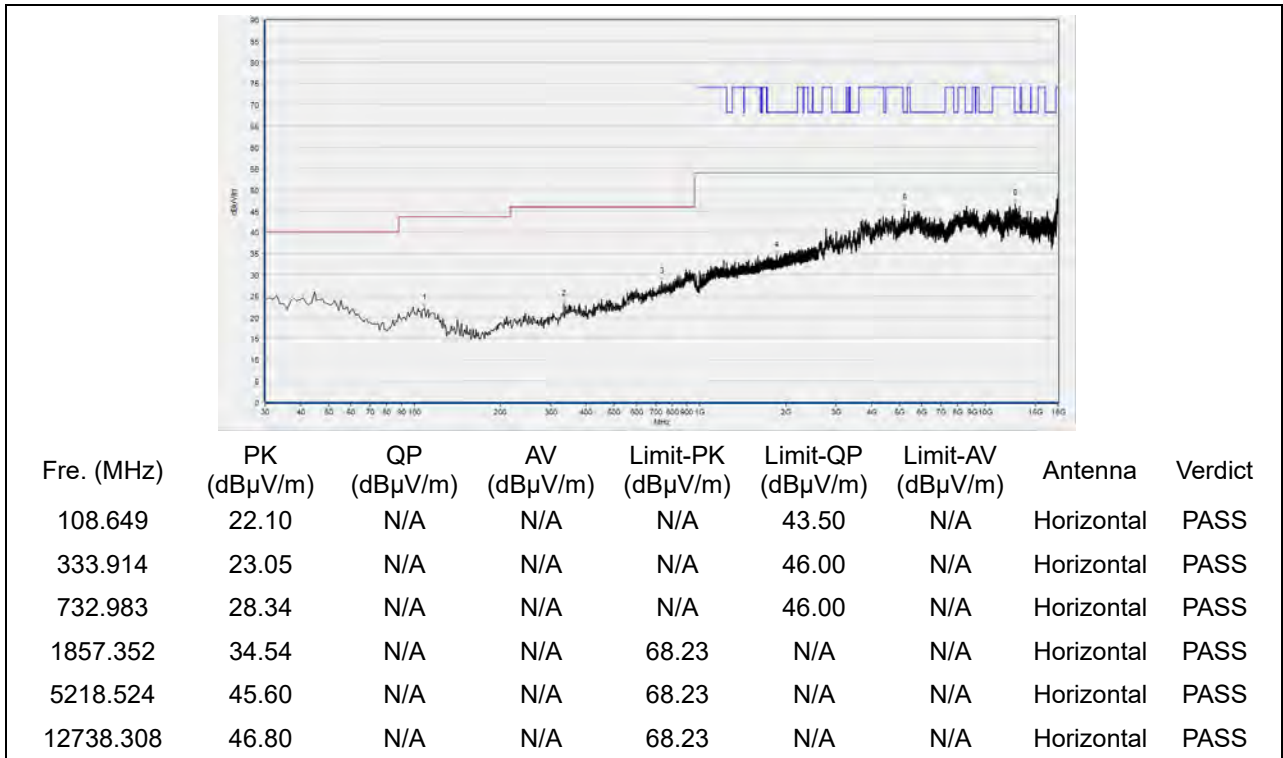


(Antenna Horizontal, 30MHz to 18GHz)

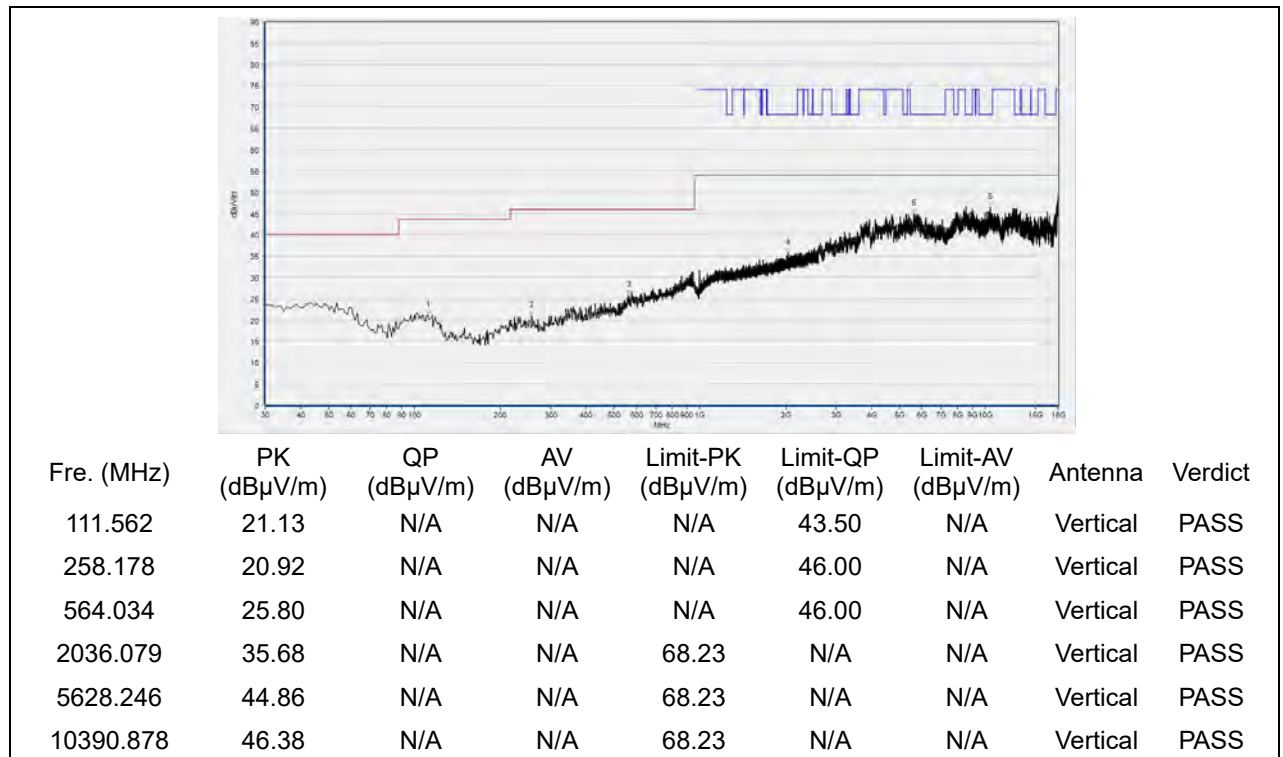


(Antenna Vertical, 30MHz to 18GHz)

Plot for Channel 149

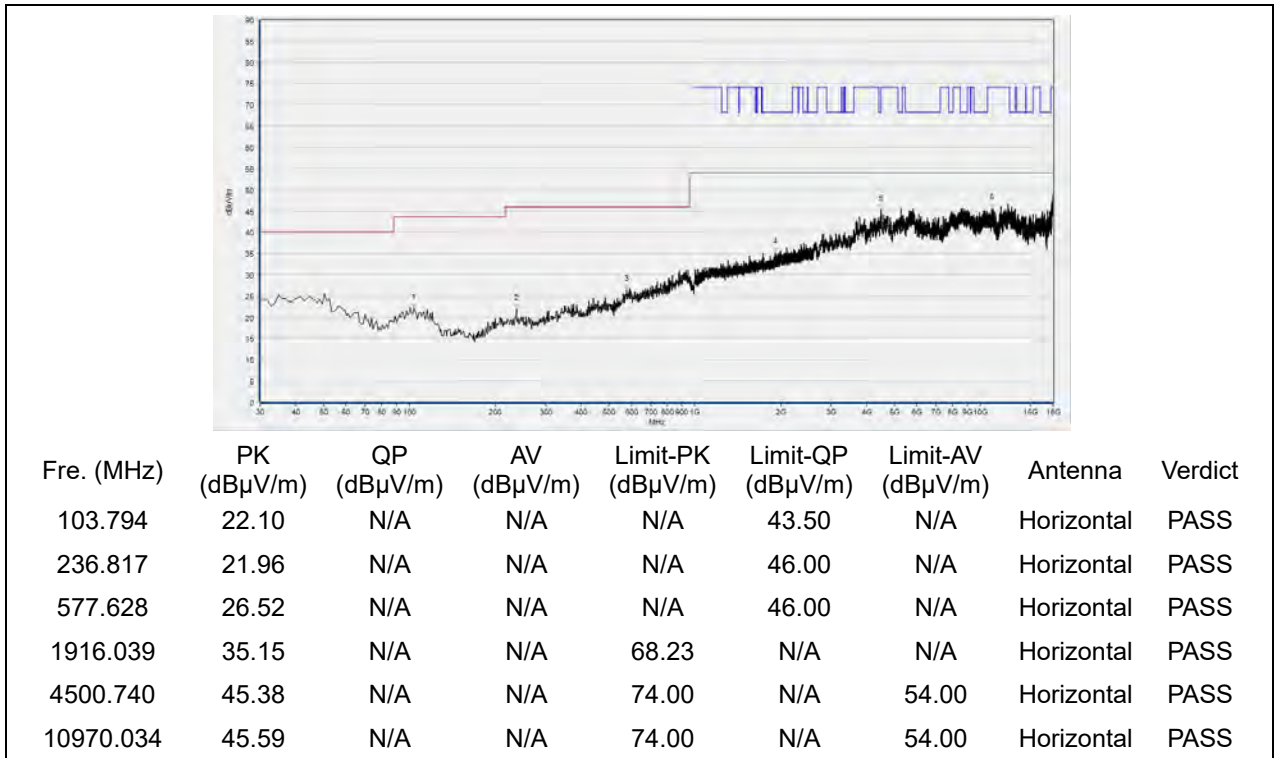


(Antenna Horizontal, 30MHz to 18GHz)

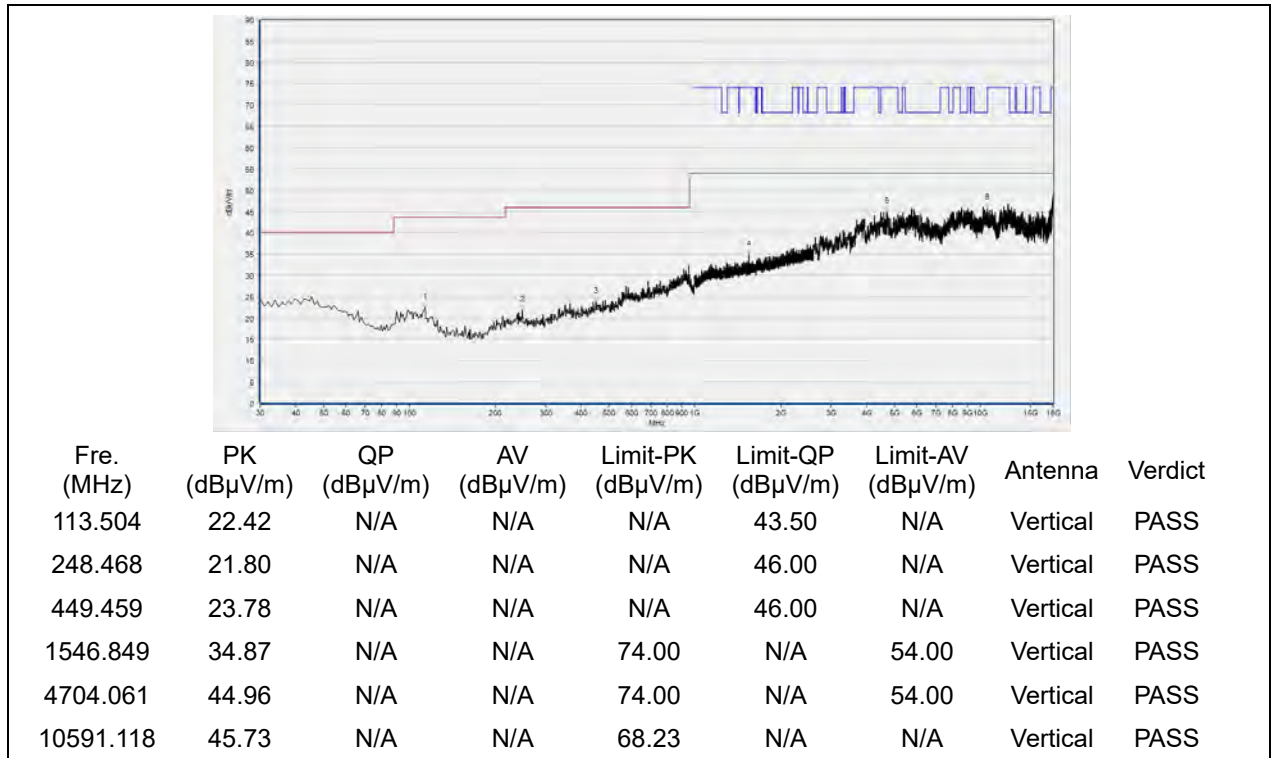


(Antenna Vertical, 30MHz to 18GHz)

Plot for Channel 157

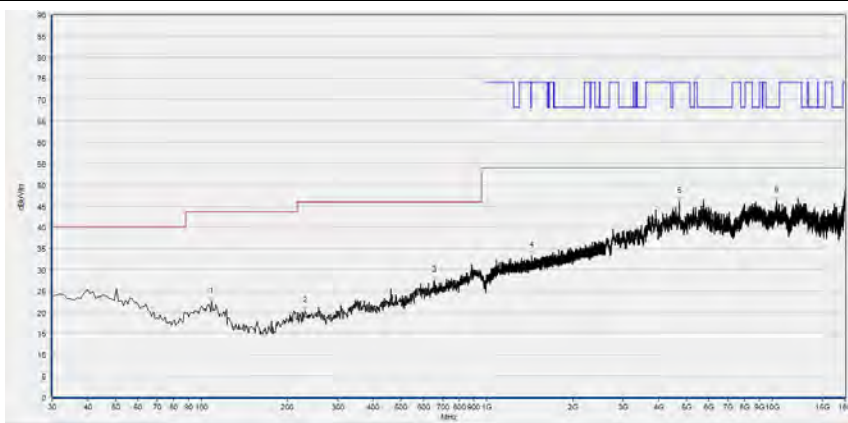


(Antenna Horizontal, 30MHz to 18GHz)



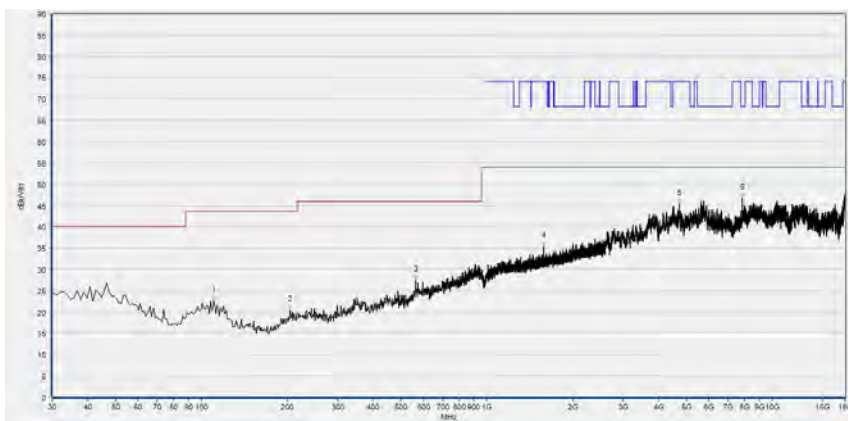
(Antenna Vertical, 30MHz to 18GHz)

Plot for Channel 165



Fre. (MHz)	PK (dBμV/m)	QP (dBμV/m)	AV (dBμV/m)	Limit-PK (dBμV/m)	Limit-QP (dBμV/m)	Limit-AV (dBμV/m)	Antenna	Verdict
108.649	22.42	N/A	N/A	N/A	43.50	N/A	Horizontal	PASS
230.991	20.20	N/A	N/A	N/A	46.00	N/A	Horizontal	PASS
656.276	27.49	N/A	N/A	N/A	46.00	N/A	Horizontal	PASS
1437.479	33.31	N/A	N/A	74.00	N/A	54.00	Horizontal	PASS
4728.706	46.07	N/A	N/A	74.00	N/A	54.00	Horizontal	PASS
10366.233	46.24	N/A	N/A	68.23	N/A	N/A	Horizontal	PASS

(Antenna Horizontal, 30MHz to 18GHz)



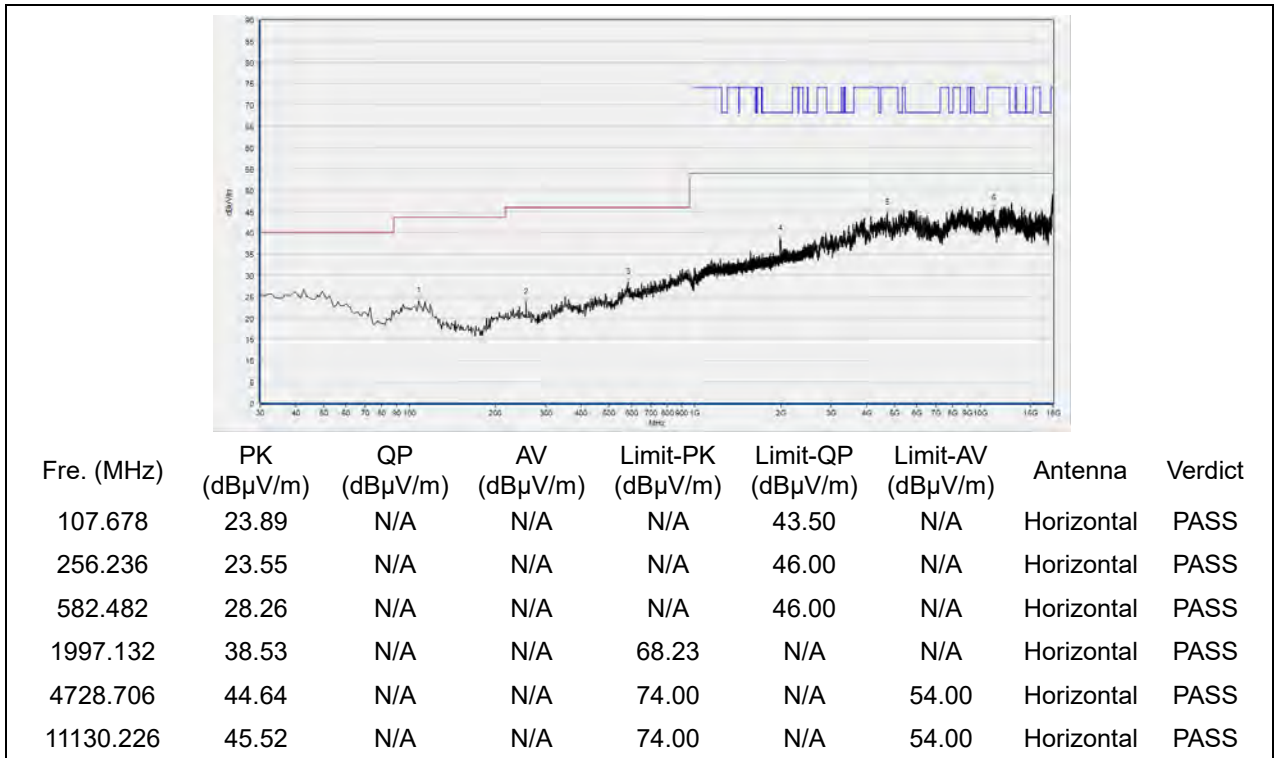
Fre. (MHz)	PK (dBμV/m)	QP (dBμV/m)	AV (dBμV/m)	Limit-PK (dBμV/m)	Limit-QP (dBμV/m)	Limit-AV (dBμV/m)	Antenna	Verdict
110.591	22.55	N/A	N/A	N/A	43.50	N/A	Vertical	PASS
204.775	20.39	N/A	N/A	N/A	43.50	N/A	Vertical	PASS
563.063	27.41	N/A	N/A	N/A	46.00	N/A	Vertical	PASS
1582.061	35.29	N/A	N/A	74.00	N/A	54.00	Vertical	PASS
4719.464	45.38	N/A	N/A	74.00	N/A	54.00	Vertical	PASS
7858.612	46.69	N/A	N/A	68.23	N/A	N/A	Vertical	PASS

(Antenna Vertical, 30MHz to 18GHz)

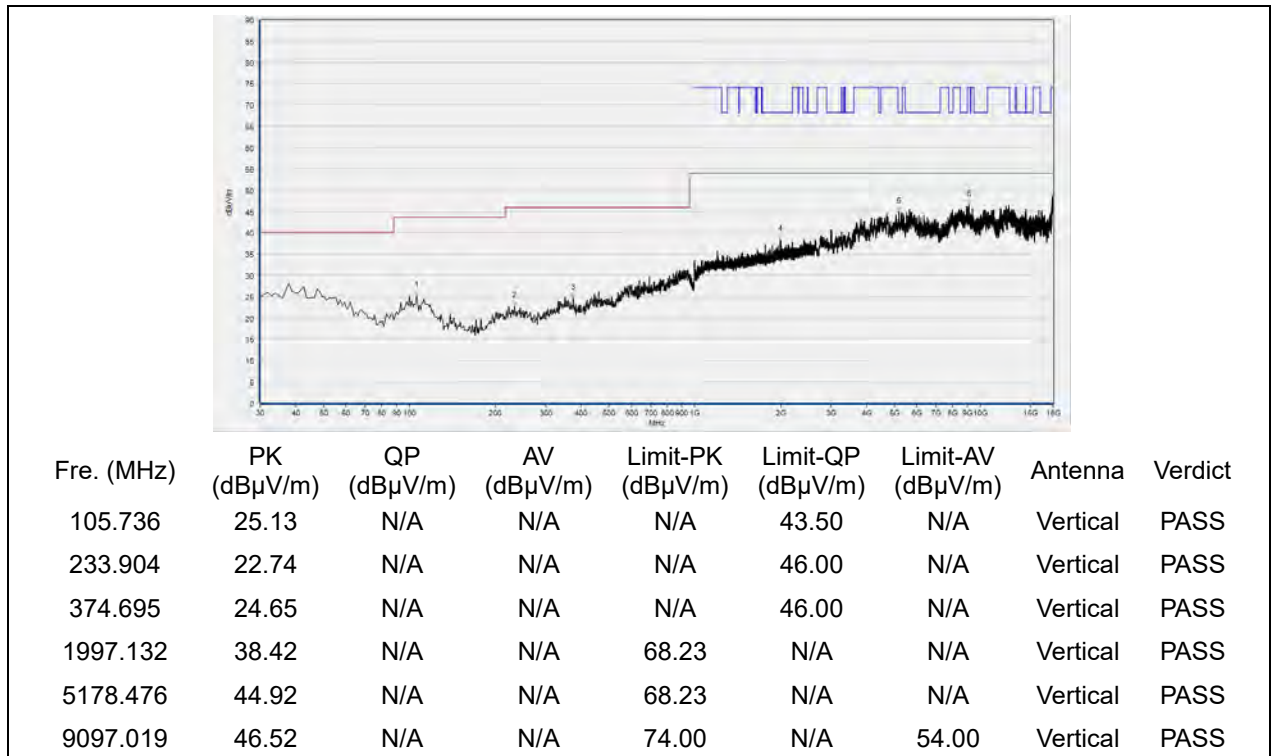


802.11n (HT40) mode

Plot for Channel 38

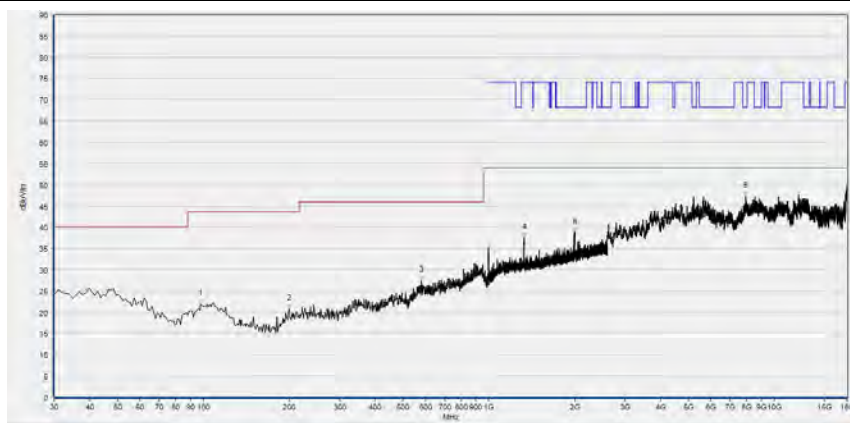


(Antenna Horizontal, 30MHz to 18GHz)



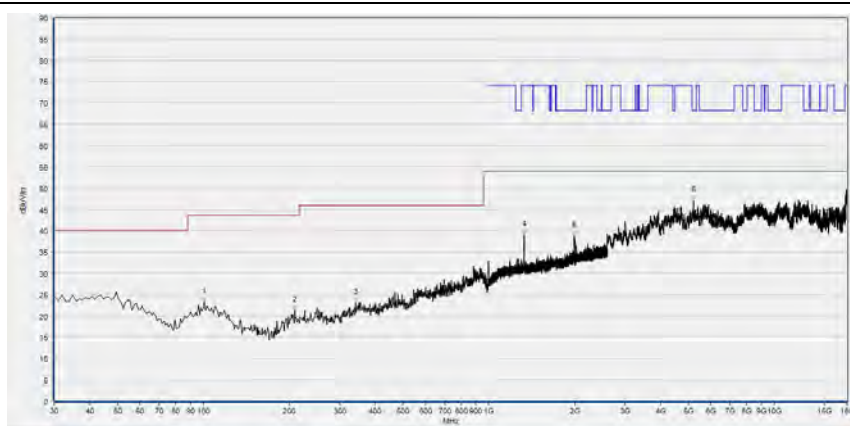
(Antenna Vertical, 30MHz to 18GHz)

Plot for Channel 46



Fre. (MHz)	PK (dBμV/m)	QP (dBμV/m)	AV (dBμV/m)	Limit-PK (dBμV/m)	Limit-QP (dBμV/m)	Limit-AV (dBμV/m)	Antenna	Verdict
97.968	21.89	N/A	N/A	N/A	43.50	N/A	Horizontal	PASS
199.920	20.77	N/A	N/A	N/A	43.50	N/A	Horizontal	PASS
581.512	27.52	N/A	N/A	N/A	46.00	N/A	Horizontal	PASS
1327.042	37.48	N/A	N/A	74.00	N/A	54.00	Horizontal	PASS
1998.199	38.77	N/A	N/A	68.23	N/A	N/A	Horizontal	PASS
7926.385	47.29	N/A	N/A	68.23	N/A	N/A	Horizontal	PASS

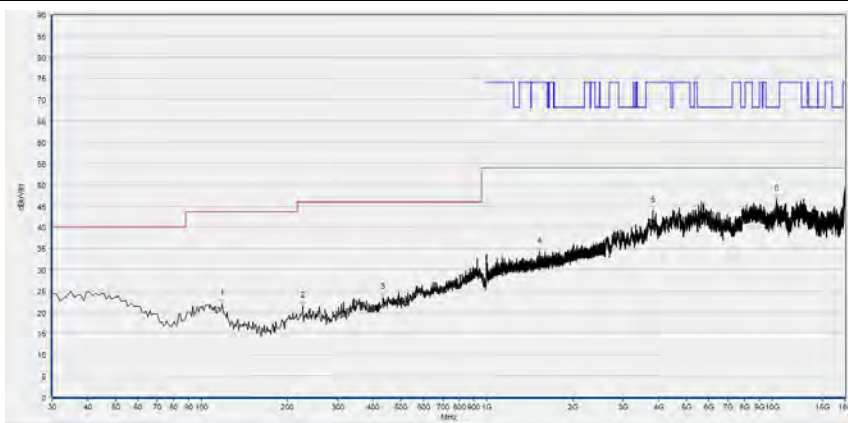
(Antenna Horizontal, 30MHz to 18GHz)



Fre. (MHz)	PK (dBμV/m)	QP (dBμV/m)	AV (dBμV/m)	Limit-PK (dBμV/m)	Limit-QP (dBμV/m)	Limit-AV (dBμV/m)	Antenna	Verdict
100.881	23.31	N/A	N/A	N/A	43.50	N/A	Vertical	PASS
208.659	21.32	N/A	N/A	N/A	43.50	N/A	Vertical	PASS
341.682	23.16	N/A	N/A	N/A	46.00	N/A	Vertical	PASS
1328.109	38.99	N/A	N/A	74.00	N/A	54.00	Vertical	PASS
1995.532	38.66	N/A	N/A	68.23	N/A	N/A	Vertical	PASS
5218.524	47.12	N/A	N/A	68.23	N/A	N/A	Vertical	PASS

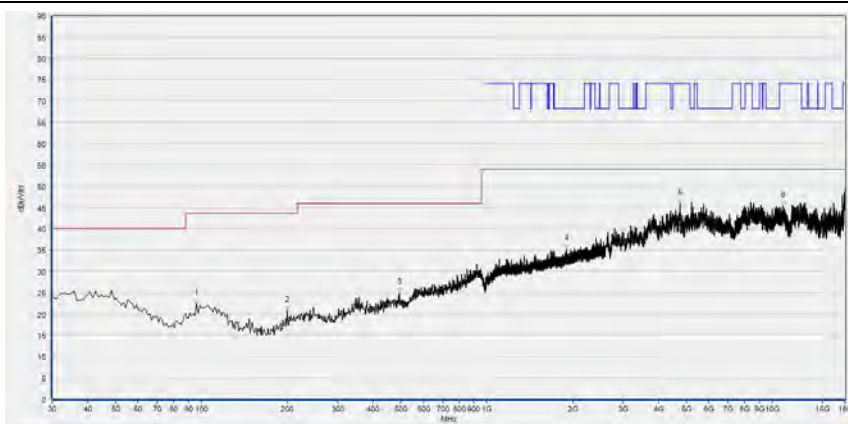
(Antenna Vertical, 30MHz to 18GHz)

Plot for Channel 54



Fre. (MHz)	PK (dBμV/m)	QP (dBμV/m)	AV (dBμV/m)	Limit-PK (dBμV/m)	Limit-QP (dBμV/m)	Limit-AV (dBμV/m)	Antenna	Verdict
118.358	21.96	N/A	N/A	N/A	43.50	N/A	Horizontal	PASS
226.136	21.45	N/A	N/A	N/A	46.00	N/A	Horizontal	PASS
432.953	23.51	N/A	N/A	N/A	46.00	N/A	Horizontal	PASS
1526.576	34.27	N/A	N/A	74.00	N/A	54.00	Horizontal	PASS
3810.682	43.95	N/A	N/A	68.23	N/A	N/A	Horizontal	PASS
10369.314	46.55	N/A	N/A	68.23	N/A	N/A	Horizontal	PASS

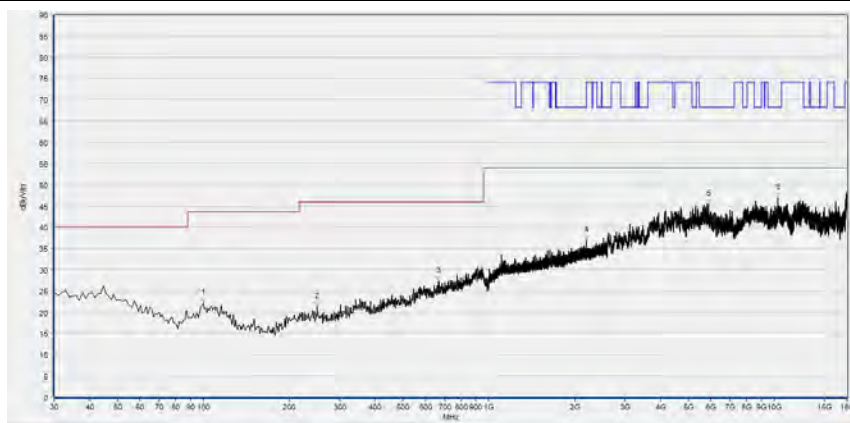
(Antenna Horizontal, 30MHz to 18GHz)



Fre. (MHz)	PK (dBμV/m)	QP (dBμV/m)	AV (dBμV/m)	Limit-PK (dBμV/m)	Limit-QP (dBμV/m)	Limit-AV (dBμV/m)	Antenna	Verdict
96.026	22.45	N/A	N/A	N/A	43.50	N/A	Vertical	PASS
199.920	20.73	N/A	N/A	N/A	43.50	N/A	Vertical	PASS
495.095	24.94	N/A	N/A	N/A	46.00	N/A	Vertical	PASS
1903.768	35.20	N/A	N/A	68.23	N/A	N/A	Vertical	PASS
4741.028	45.98	N/A	N/A	74.00	N/A	54.00	Vertical	PASS
10923.825	45.35	N/A	N/A	74.00	N/A	54.00	Vertical	PASS

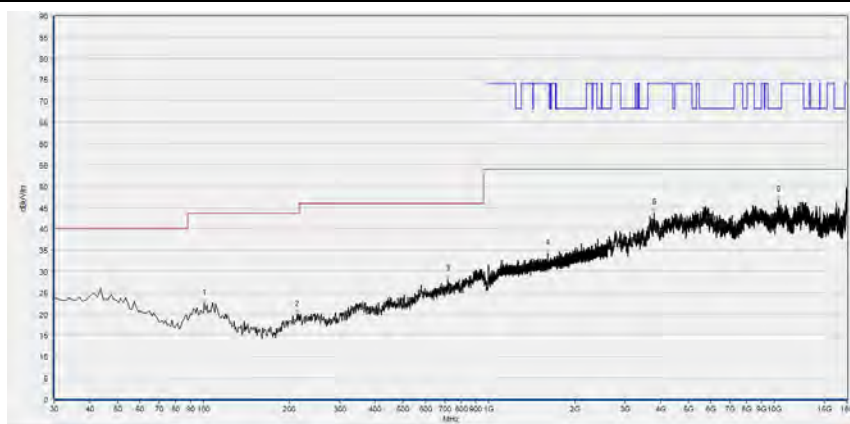
(Antenna Vertical, 30MHz to 18GHz)

Plot for Channel 62



Fre. (MHz)	PK (dBμV/m)	QP (dBμV/m)	AV (dBμV/m)	Limit-PK (dBμV/m)	Limit-QP (dBμV/m)	Limit-AV (dBμV/m)	Antenna	Verdict
99.910	22.14	N/A	N/A	N/A	43.50	N/A	Horizontal	PASS
250.410	21.27	N/A	N/A	N/A	46.00	N/A	Horizontal	PASS
665.015	27.28	N/A	N/A	N/A	46.00	N/A	Horizontal	PASS
2193.464	36.88	N/A	N/A	74.00	N/A	54.00	Horizontal	PASS
5890.098	45.44	N/A	N/A	74.00	N/A	54.00	Horizontal	PASS
10307.702	46.99	N/A	N/A	74.00	N/A	54.00	Horizontal	PASS

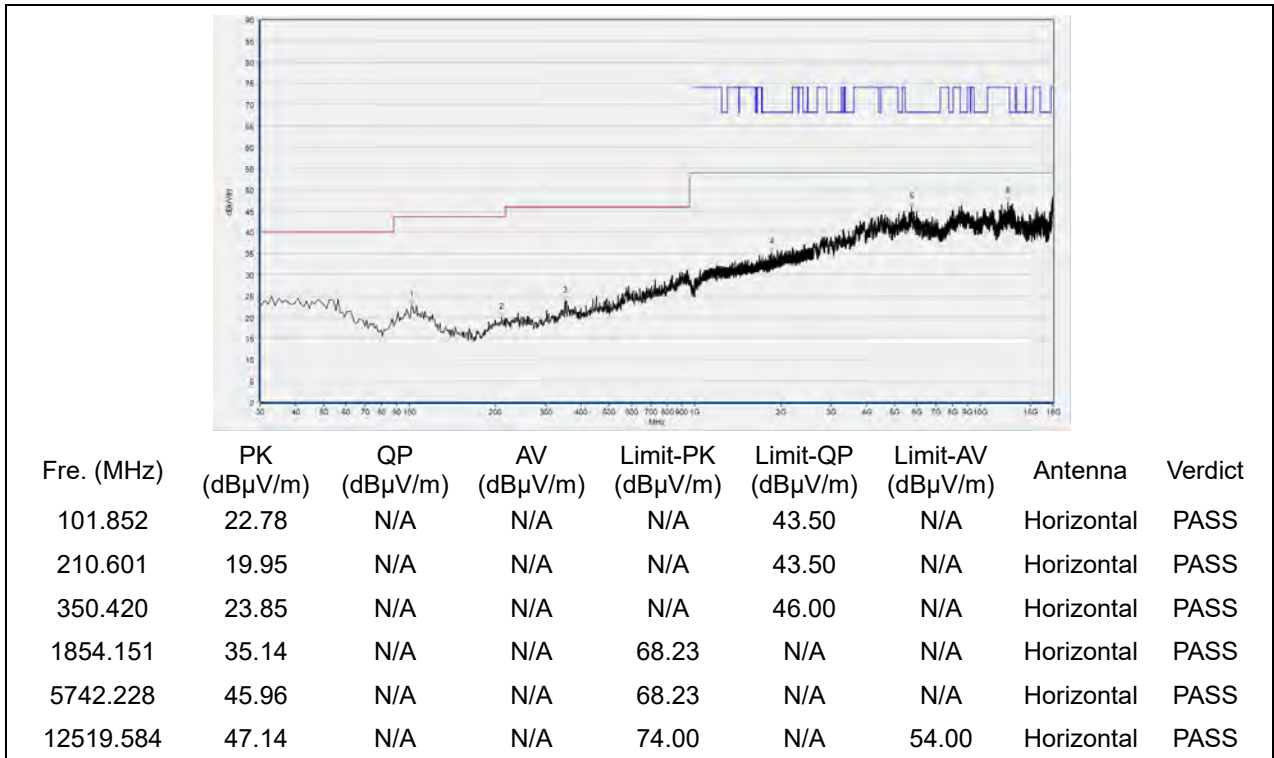
(Antenna Horizontal, 30MHz to 18GHz)



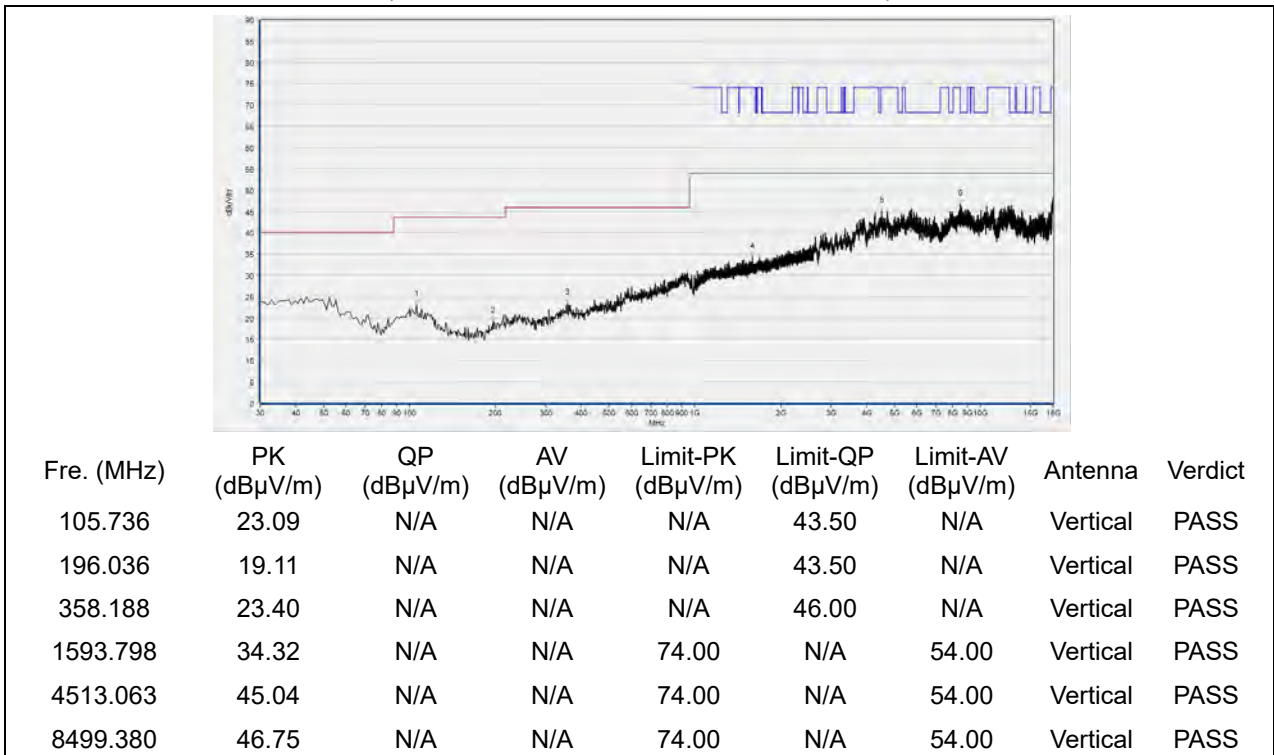
Fre. (MHz)	PK (dBμV/m)	QP (dBμV/m)	AV (dBμV/m)	Limit-PK (dBμV/m)	Limit-QP (dBμV/m)	Limit-AV (dBμV/m)	Antenna	Verdict
100.881	22.41	N/A	N/A	N/A	43.50	N/A	Vertical	PASS
212.543	19.84	N/A	N/A	N/A	43.50	N/A	Vertical	PASS
717.447	28.18	N/A	N/A	N/A	46.00	N/A	Vertical	PASS
1607.136	34.22	N/A	N/A	74.00	N/A	54.00	Vertical	PASS
3789.118	43.74	N/A	N/A	74.00	N/A	54.00	Vertical	PASS
10335.427	46.70	N/A	N/A	68.23	N/A	N/A	Vertical	PASS

(Antenna Vertical, 30MHz to 18GHz)

Plot for Channel 102

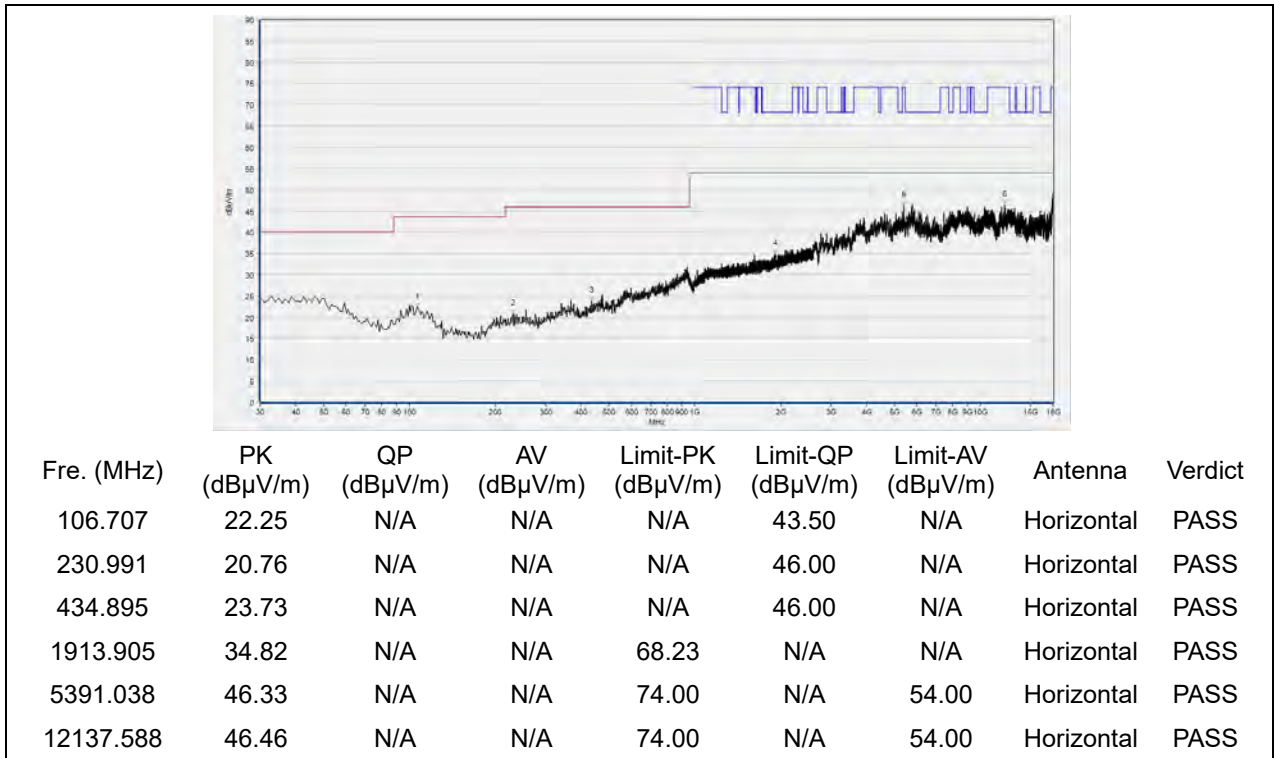


(Antenna Horizontal, 30MHz to 18GHz)

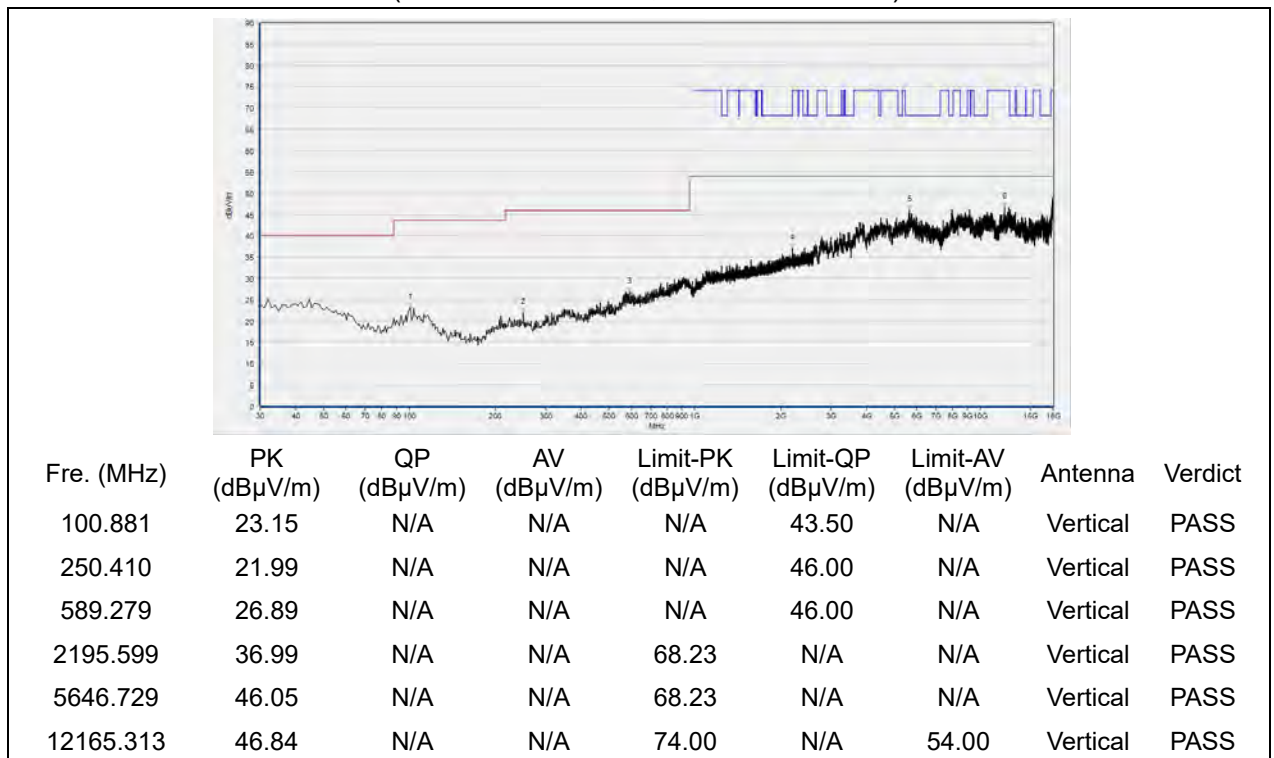


(Antenna Vertical, 30MHz to 18GHz)

Plot for Channel 126

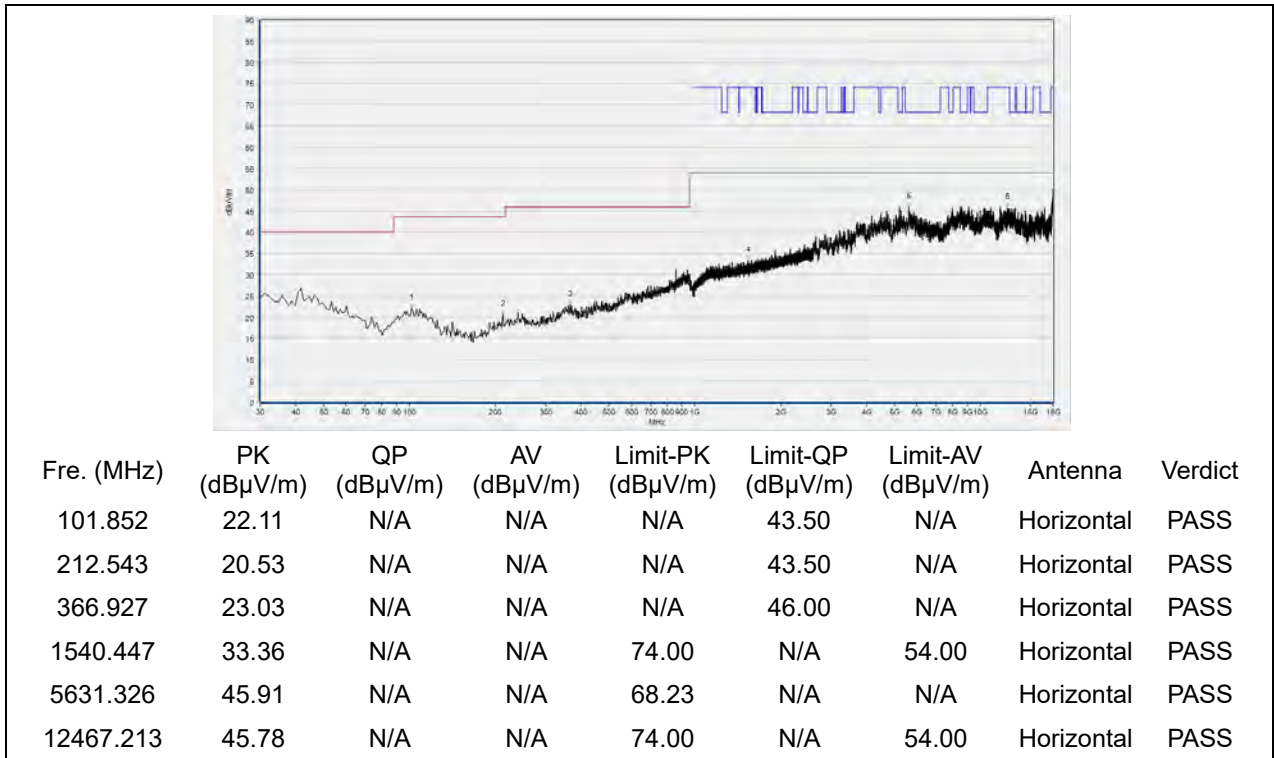


(Antenna Horizontal, 30MHz to 18GHz)

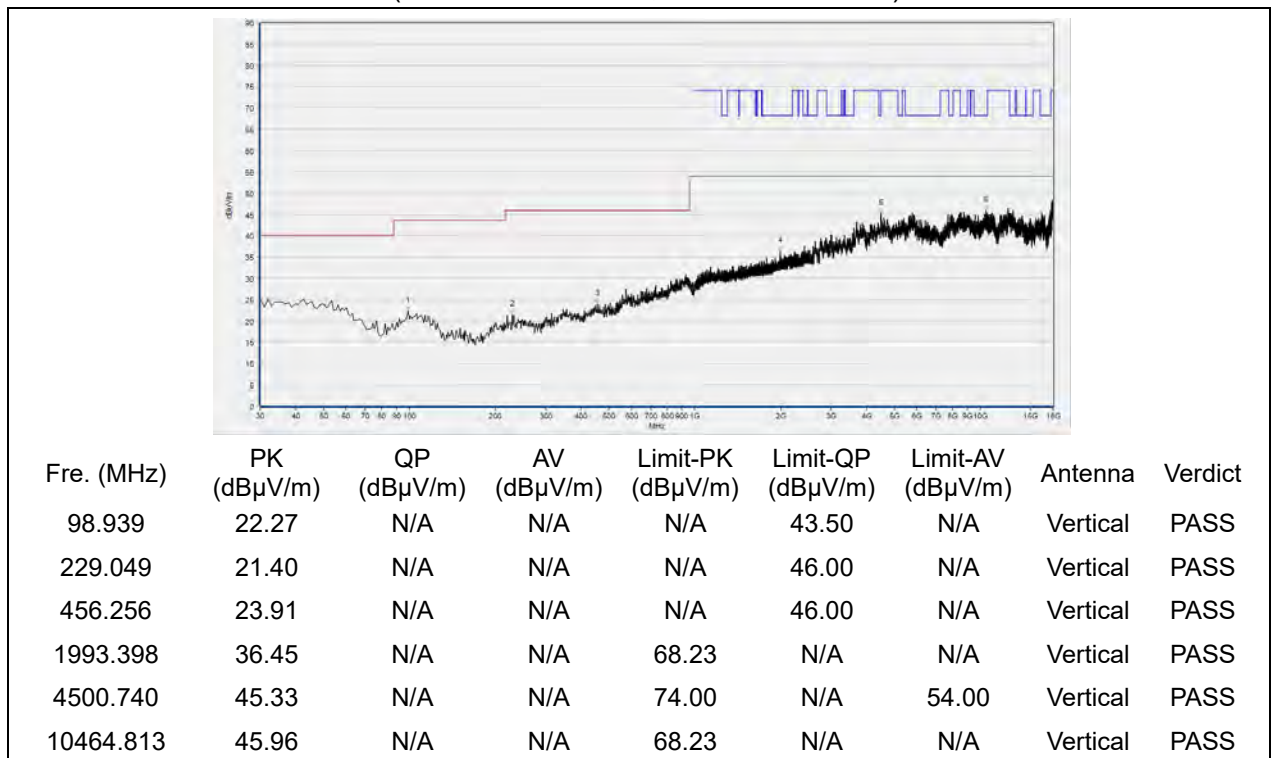


(Antenna Vertical, 30MHz to 18GHz)

Plot for Channel 142

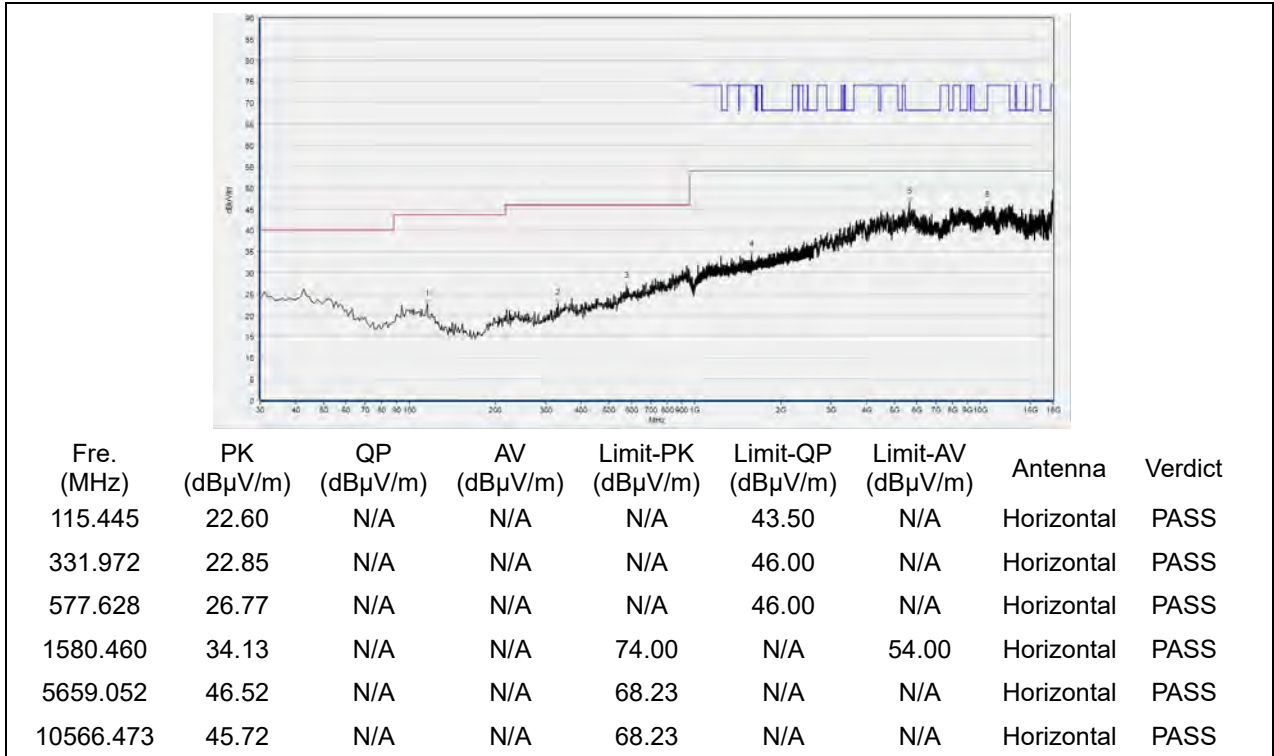


(Antenna Horizontal, 30MHz to 18GHz)

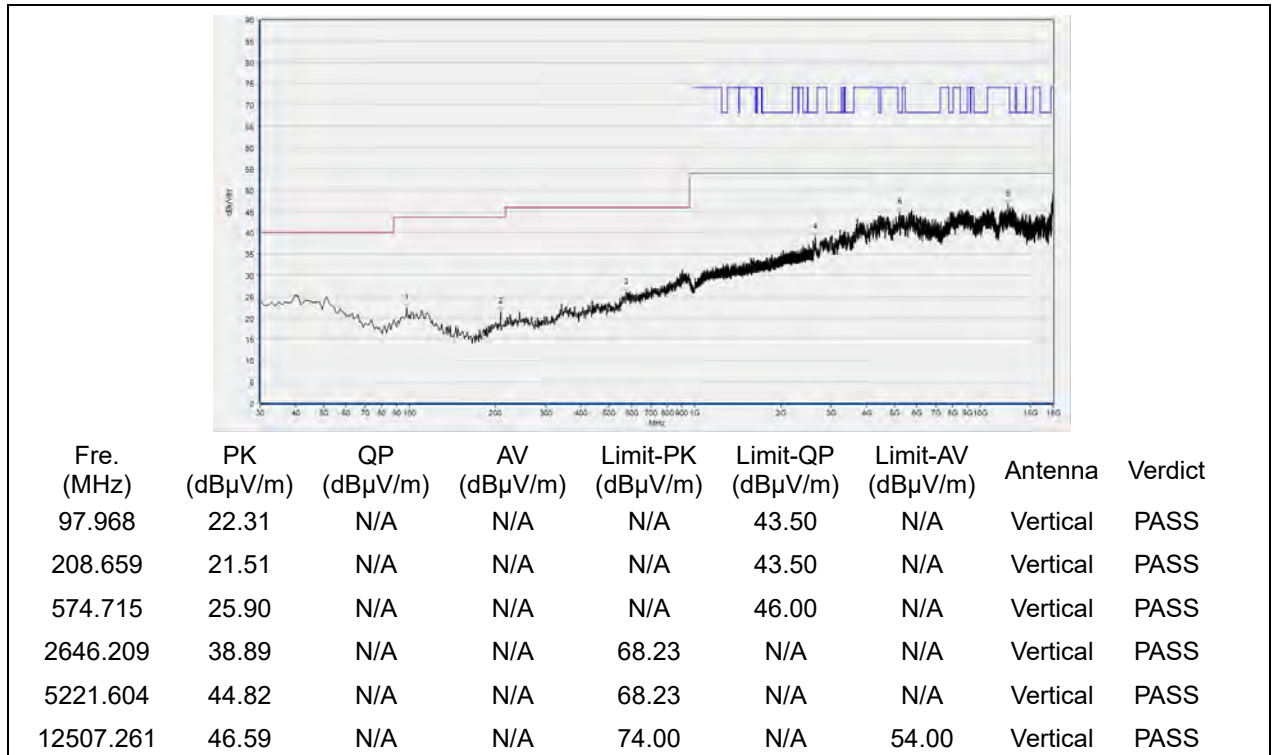


(Antenna Vertical, 30MHz to 18GHz)

Plot for Channel 151

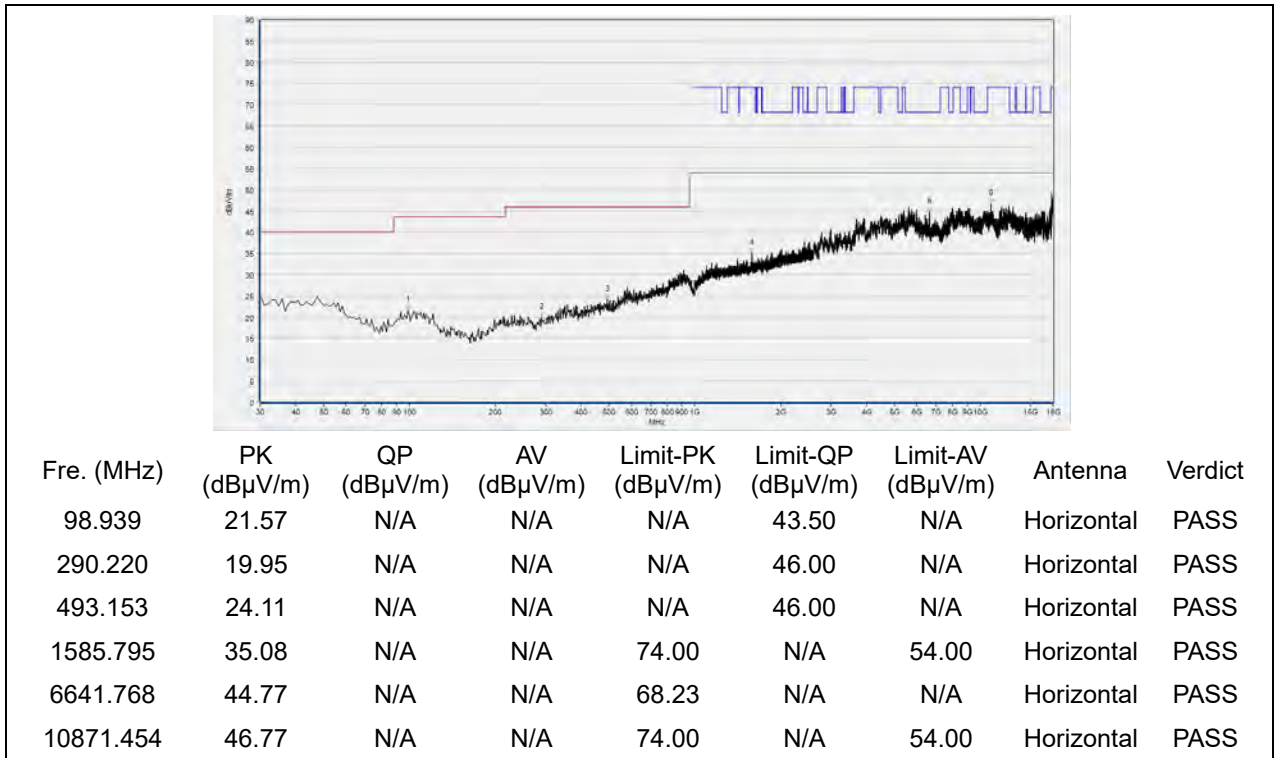


(Antenna Horizontal, 30MHz to 18GHz)

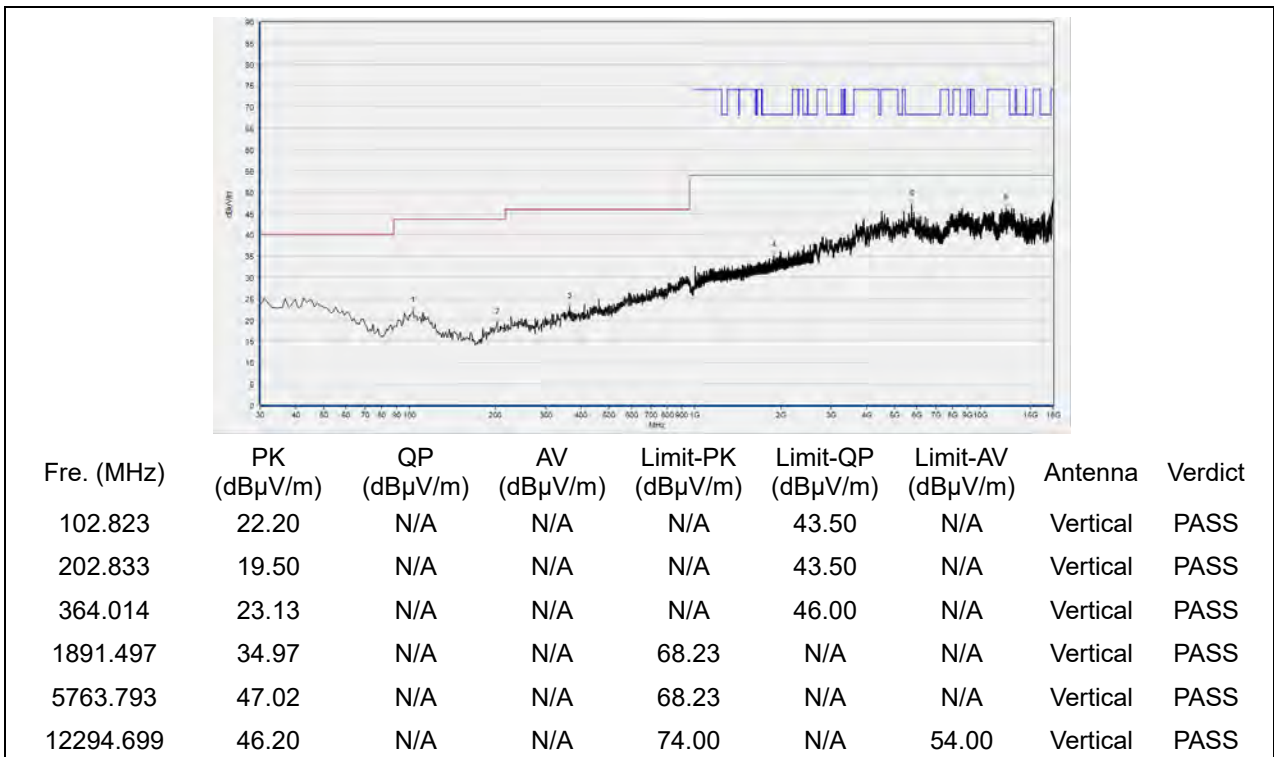


(Antenna Vertical, 30MHz to 18GHz)

Plot for Channel 159



(Antenna Horizontal, 30MHz to 18GHz)

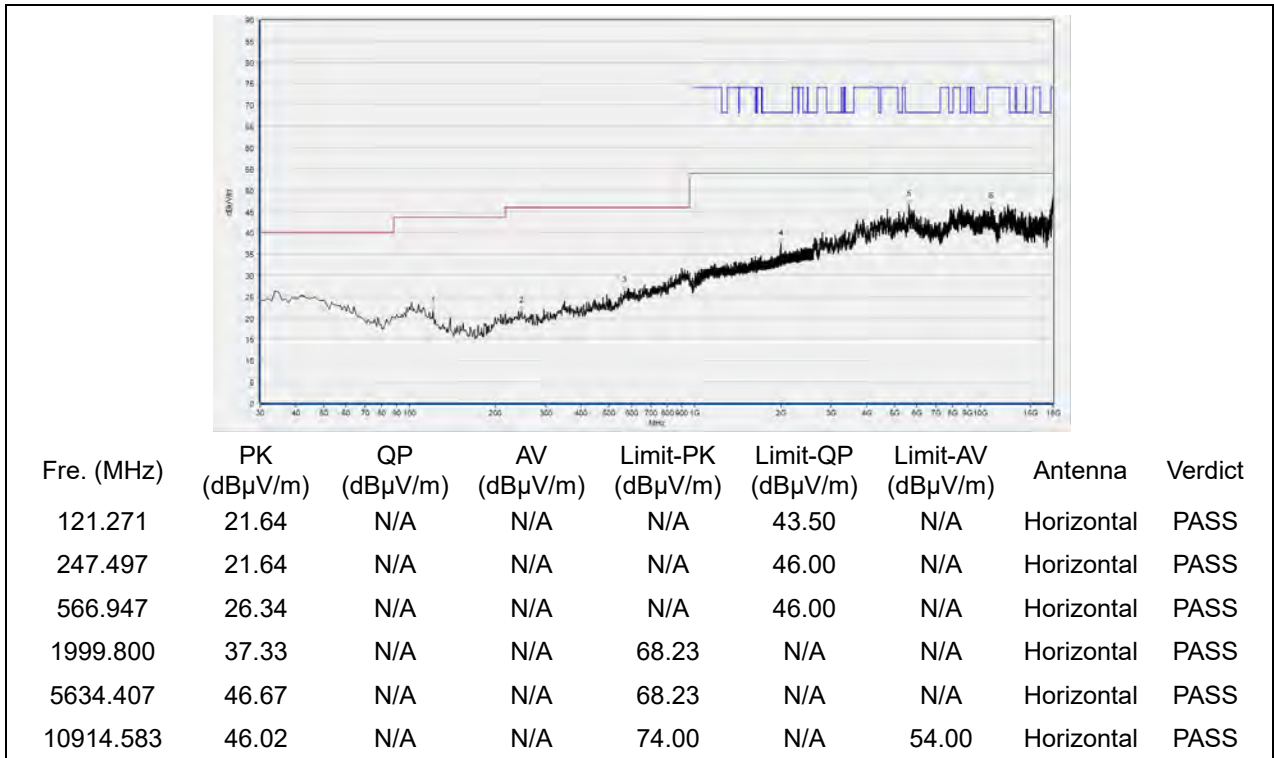


(Antenna Vertical, 30MHz to 18GHz)

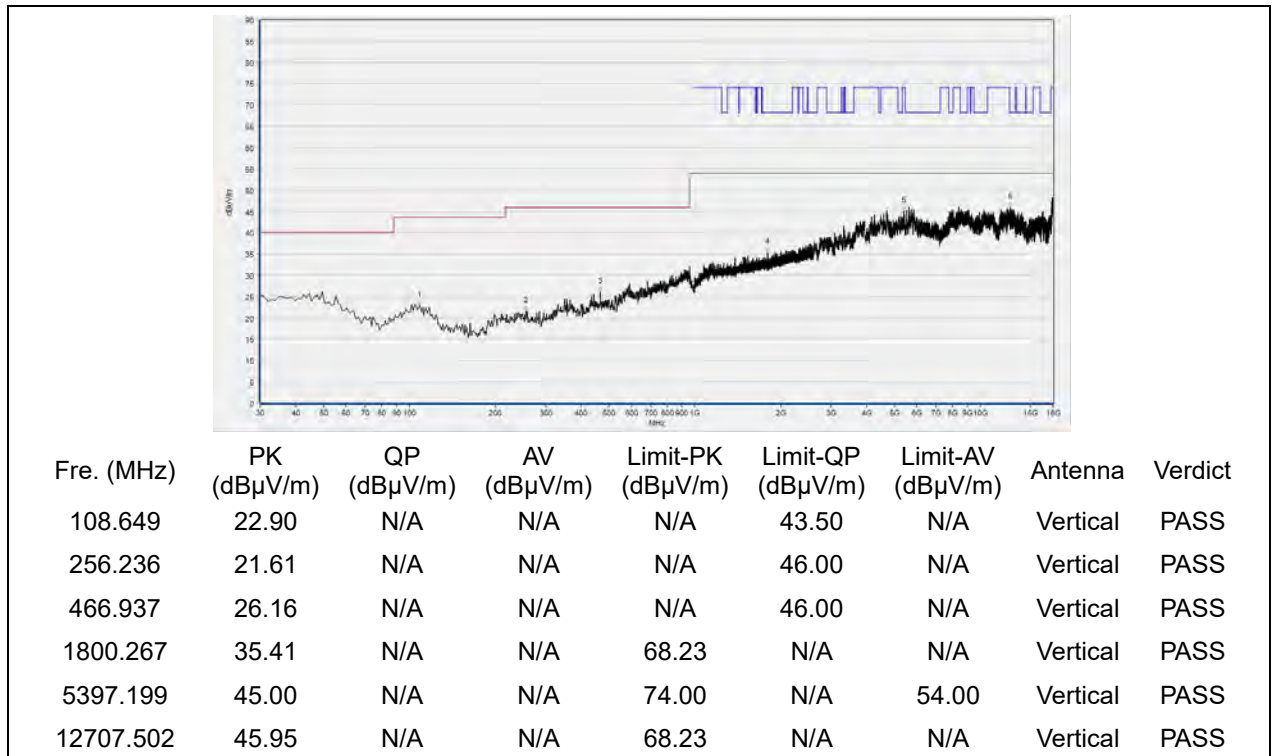


802.11ac (VHT80) Mode

Plot for Channel 42

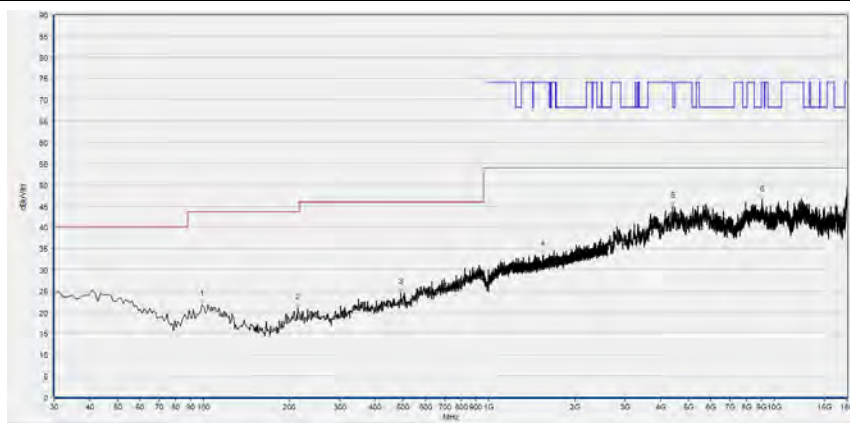


(Antenna Horizontal, 30MHz to 18GHz)



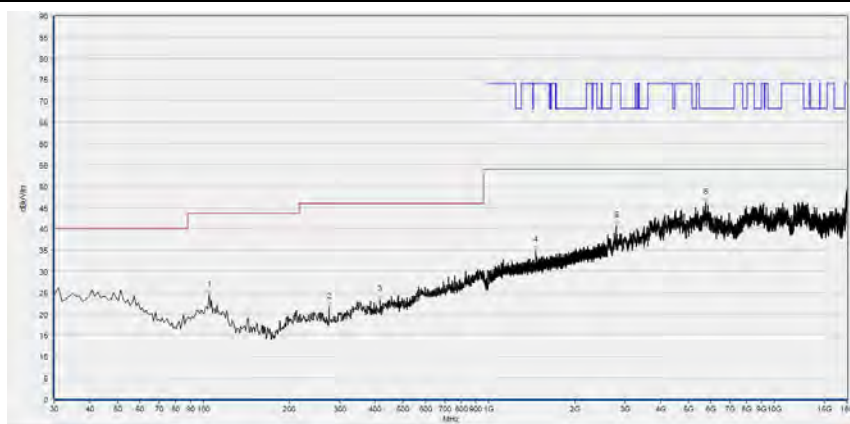
(Antenna Vertical, 30MHz to 18GHz)

Plot for Channel 58



Fre. (MHz)	PK (dBµV/m)	QP (dBµV/m)	AV (dBµV/m)	Limit-PK (dBµV/m)	Limit-QP (dBµV/m)	Limit-AV (dBµV/m)	Antenna	Verdict
98.939	21.87	N/A	N/A	N/A	43.50	N/A	Horizontal	PASS
214.484	21.03	N/A	N/A	N/A	43.50	N/A	Horizontal	PASS
492.182	24.57	N/A	N/A	N/A	46.00	N/A	Horizontal	PASS
1546.315	33.57	N/A	N/A	74.00	N/A	54.00	Horizontal	PASS
4402.160	44.92	N/A	N/A	68.23	N/A	N/A	Horizontal	PASS
9066.213	46.36	N/A	N/A	74.00	N/A	54.00	Horizontal	PASS

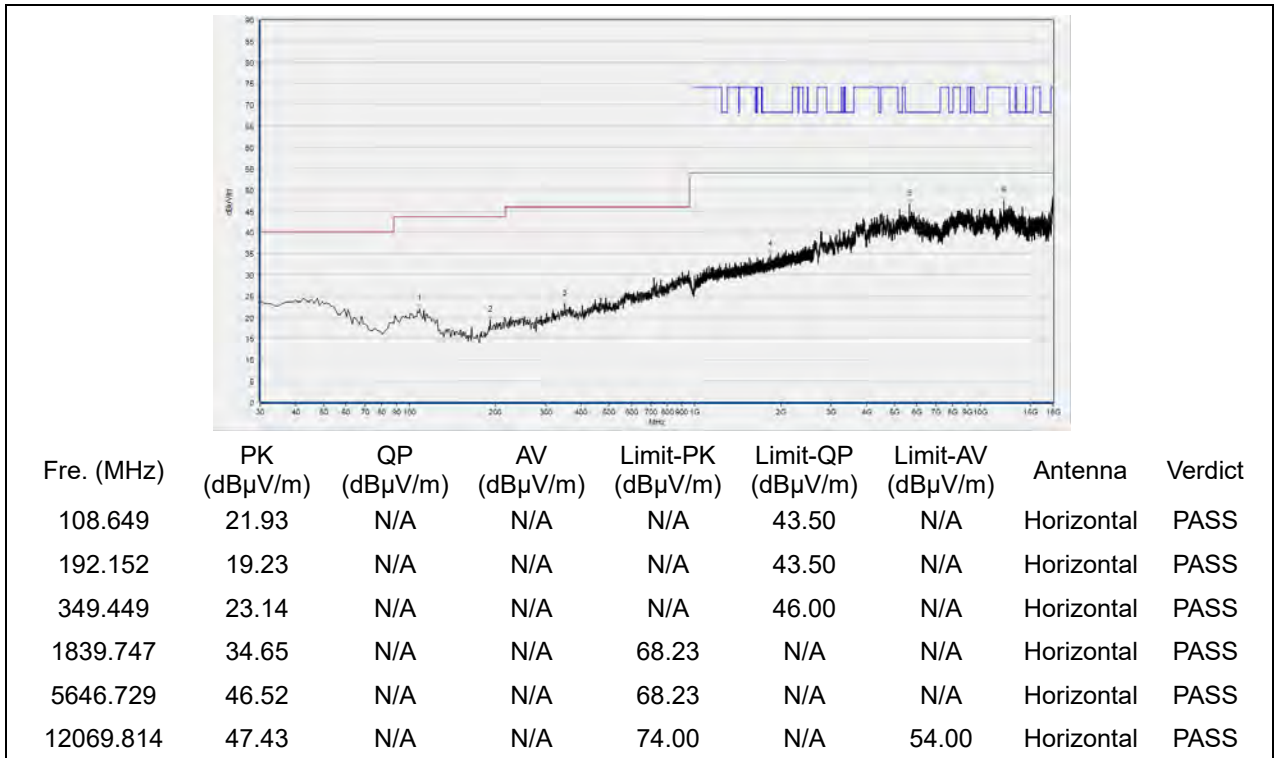
(Antenna Horizontal, 30MHz to 18GHz)



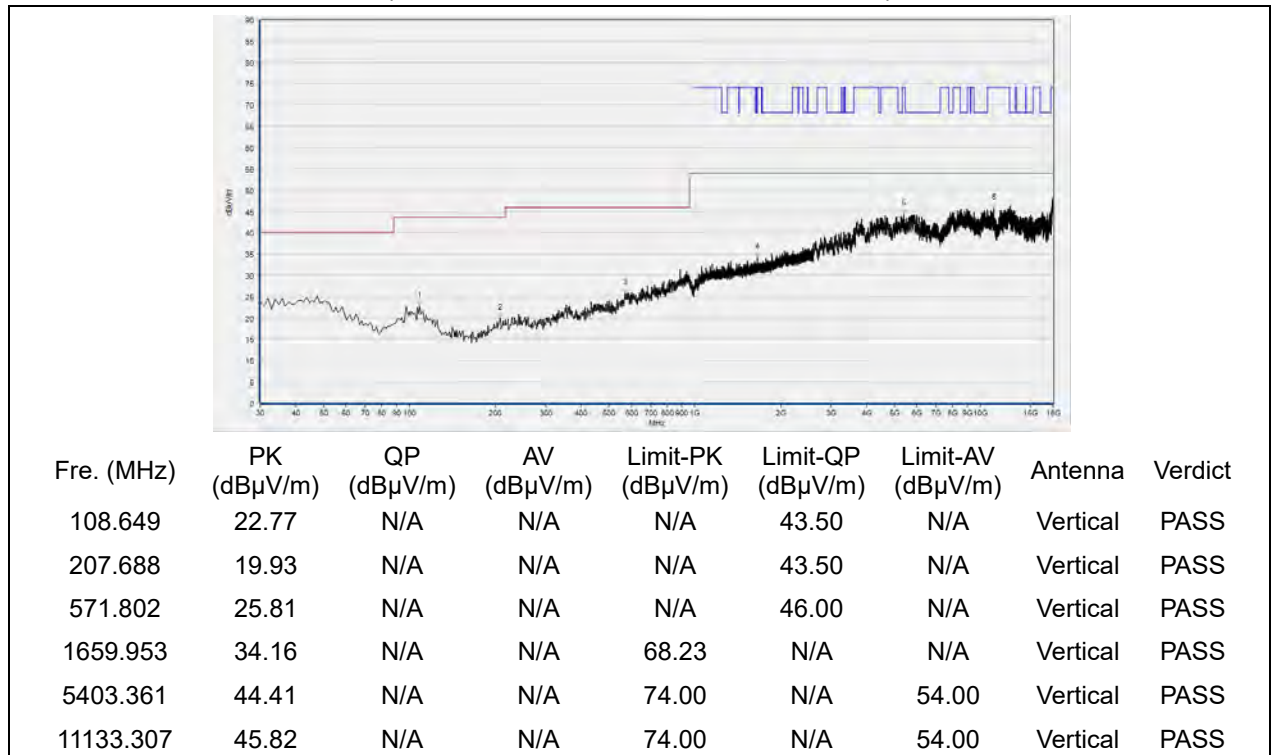
Fre. (MHz)	PK (dBµV/m)	QP (dBµV/m)	AV (dBµV/m)	Limit-PK (dBµV/m)	Limit-QP (dBµV/m)	Limit-AV (dBµV/m)	Antenna	Verdict
104.765	24.44	N/A	N/A	N/A	43.50	N/A	Vertical	PASS
275.656	21.63	N/A	N/A	N/A	46.00	N/A	Vertical	PASS
416.446	23.36	N/A	N/A	N/A	46.00	N/A	Vertical	PASS
1463.088	34.79	N/A	N/A	74.00	N/A	54.00	Vertical	PASS
2790.998	40.72	N/A	N/A	74.00	N/A	54.00	Vertical	PASS
5751.470	46.09	N/A	N/A	68.23	N/A	N/A	Vertical	PASS

(Antenna Vertical, 30MHz to 18GHz)

Plot for Channel 106

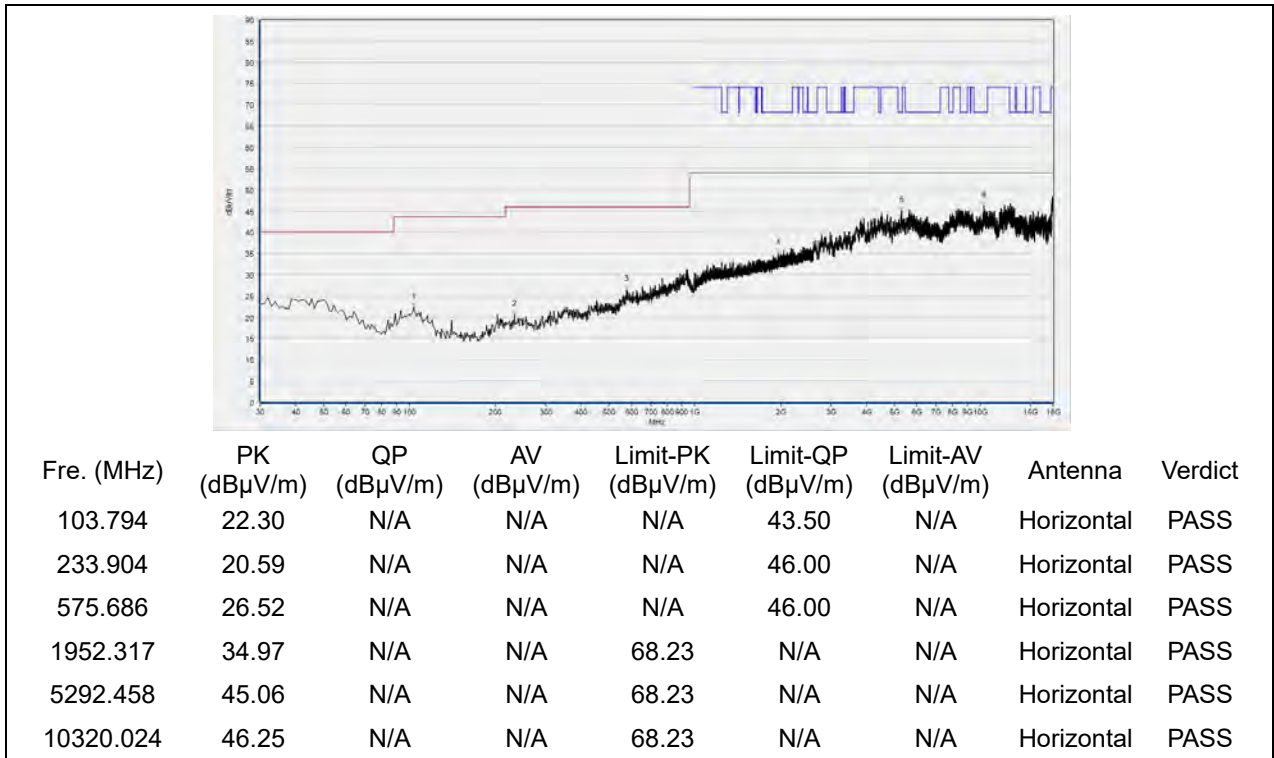


(Antenna Horizontal, 30MHz to 18GHz)

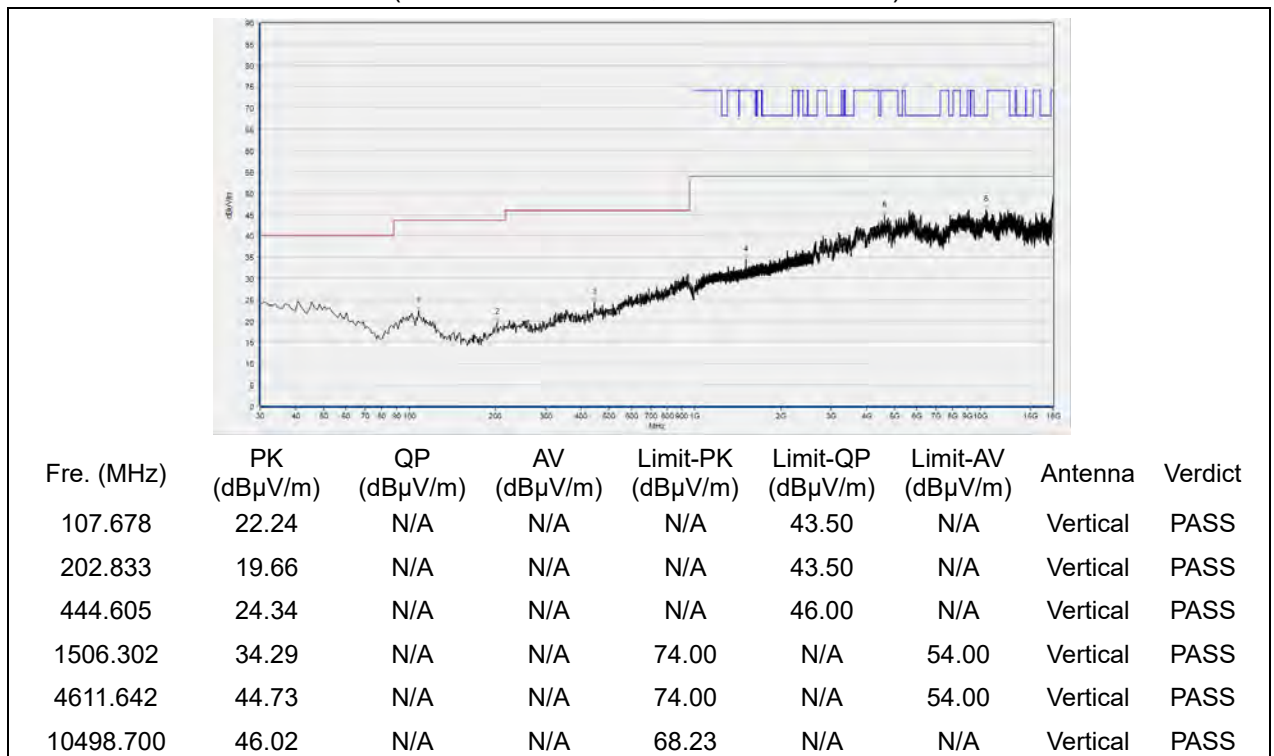


(Antenna Vertical, 30MHz to 18GHz)

Plot for Channel 122

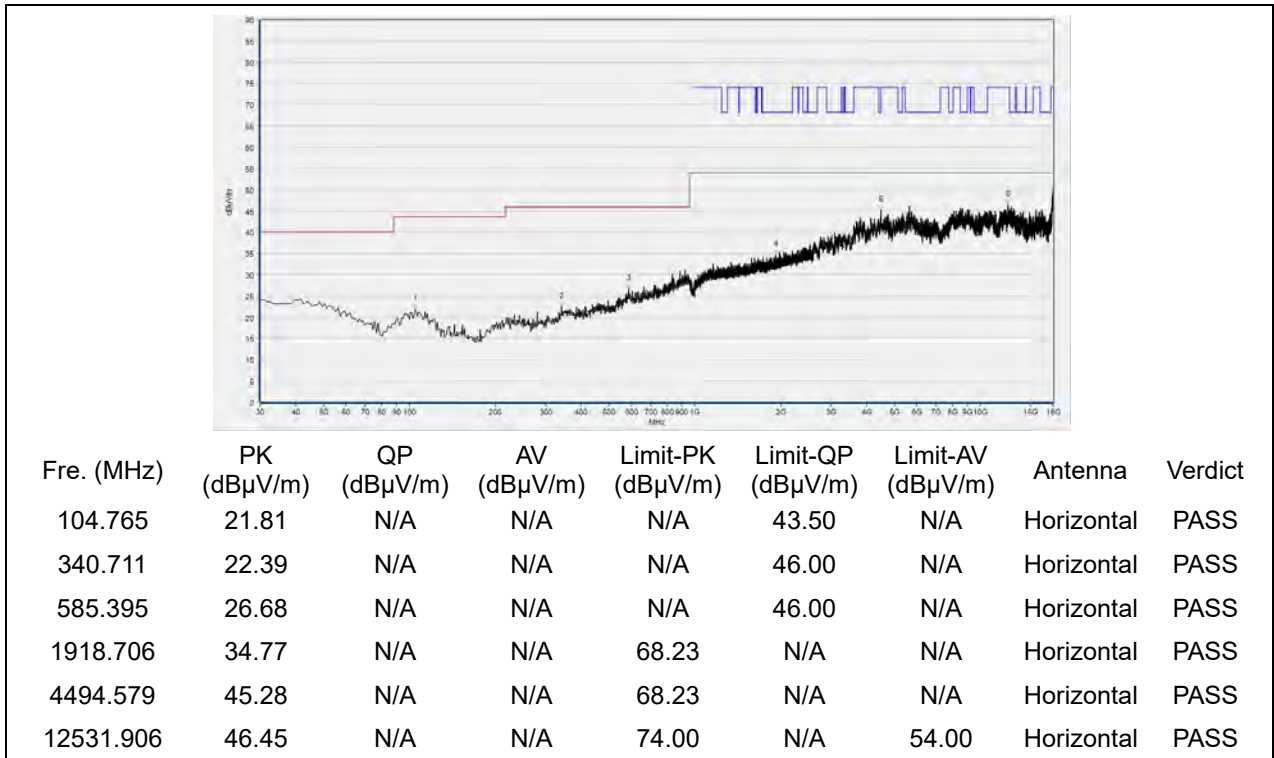


(Antenna Horizontal, 30MHz to 18GHz)

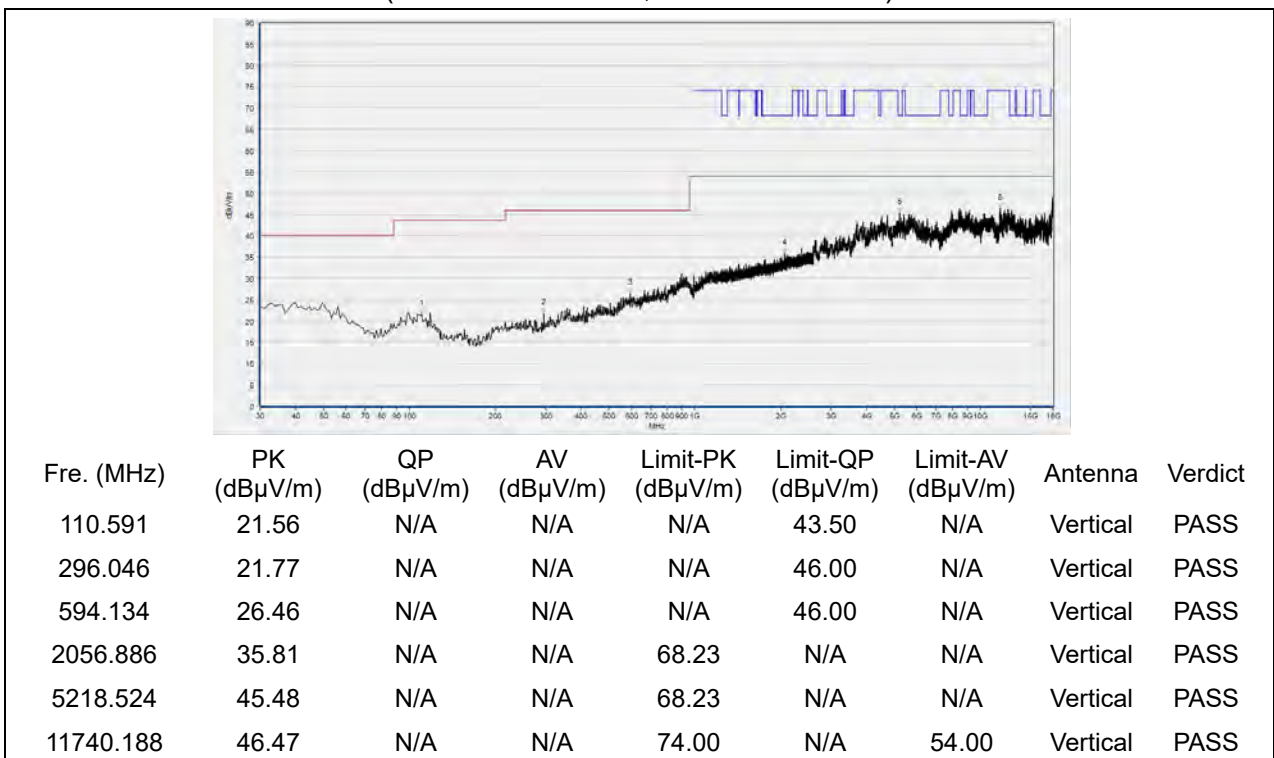


(Antenna Vertical, 30MHz to 18GHz)

Plot for Channel 138

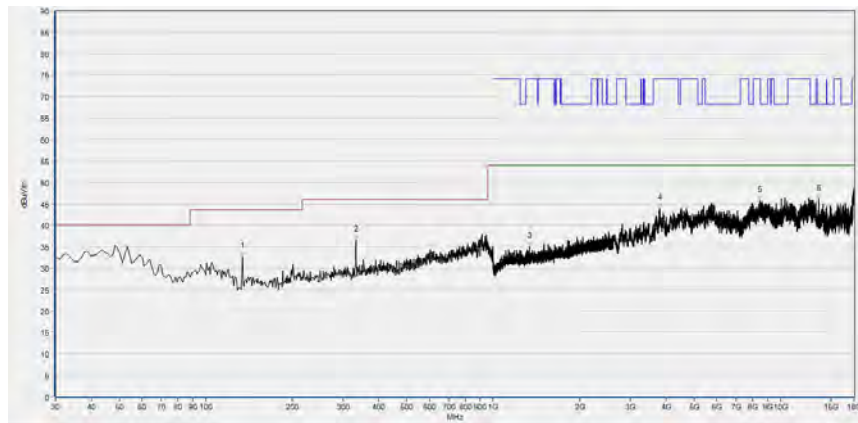


(Antenna Horizontal, 30MHz to 18GHz)



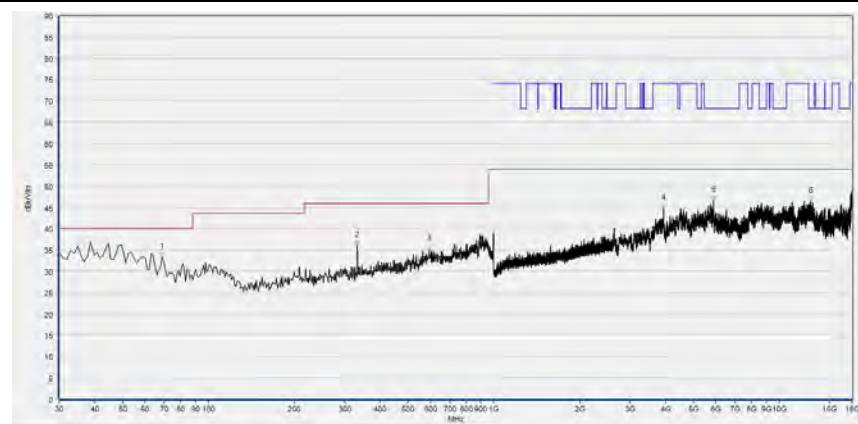
(Antenna Vertical, 30MHz to 18GHz)

Plot for Channel 155



Fre. (MHz)	PK (dBμV/m)	QP (dBμV/m)	AV (dBμV/m)	Limit-PK (dBμV/m)	Limit-QP (dBμV/m)	Limit-AV (dBμV/m)	Antenna	Verdict
133.894	32.60	N/A	N/A	N/A	43.50	N/A	Horizontal	PASS
332.943	36.56	N/A	N/A	N/A	46.00	N/A	Horizontal	PASS
1336.112	34.97	N/A	N/A	74.00	N/A	54.00	Horizontal	PASS
3807.602	43.96	N/A	N/A	74.00	N/A	54.00	Horizontal	PASS
8440.848	45.68	N/A	N/A	74.00	N/A	54.00	Horizontal	PASS
13582.396	46.01	N/A	N/A	68.23	N/A	N/A	Horizontal	PASS

(Antenna Horizontal, 30MHz to 18GHz)

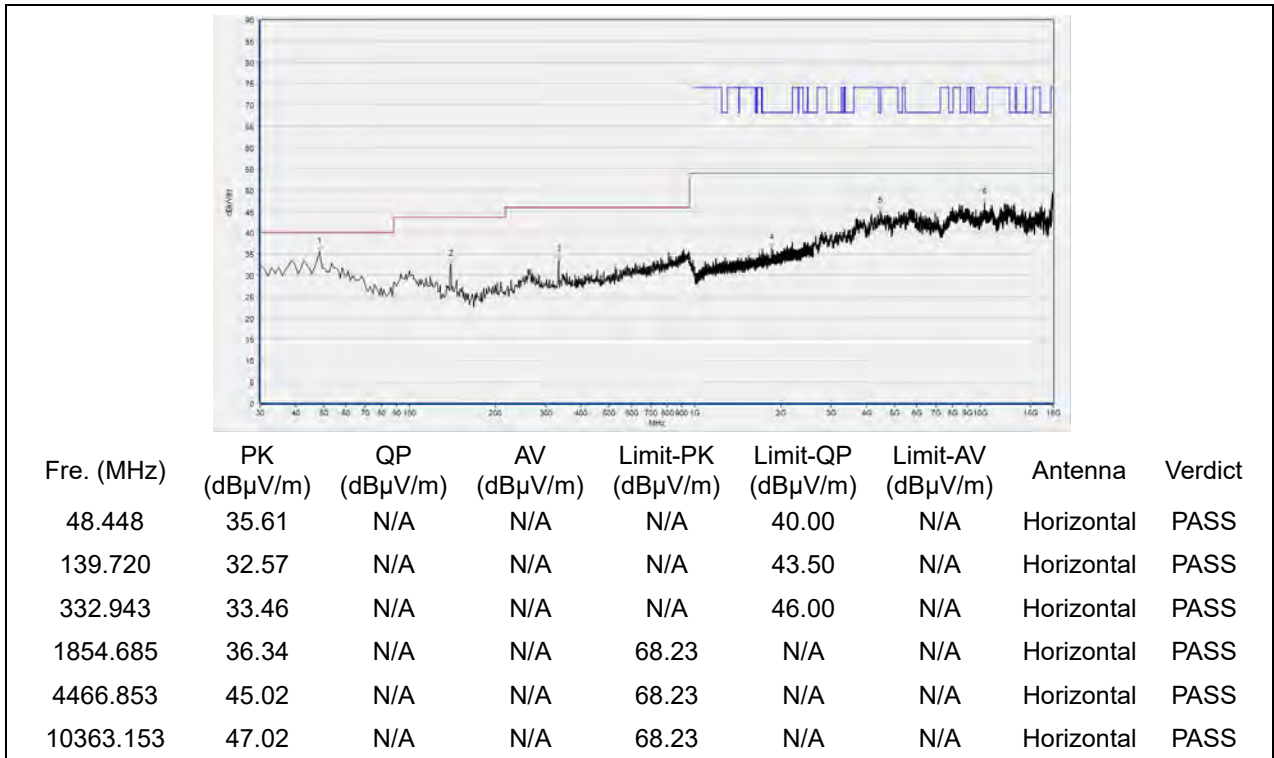


Fre. (MHz)	PK (dBμV/m)	QP (dBμV/m)	AV (dBμV/m)	Limit-PK (dBμV/m)	Limit-QP (dBμV/m)	Limit-AV (dBμV/m)	Antenna	Verdict
68.839	33.29	N/A	N/A	N/A	40.00	N/A	Vertical	PASS
331.972	36.01	N/A	N/A	N/A	46.00	N/A	Vertical	PASS
593.163	34.99	N/A	N/A	N/A	46.00	N/A	Vertical	PASS
3927.746	44.69	N/A	N/A	74.00	N/A	54.00	Vertical	PASS
5877.776	46.62	N/A	N/A	68.23	N/A	N/A	Vertical	PASS
12892.338	46.44	N/A	N/A	68.23	N/A	N/A	Vertical	PASS

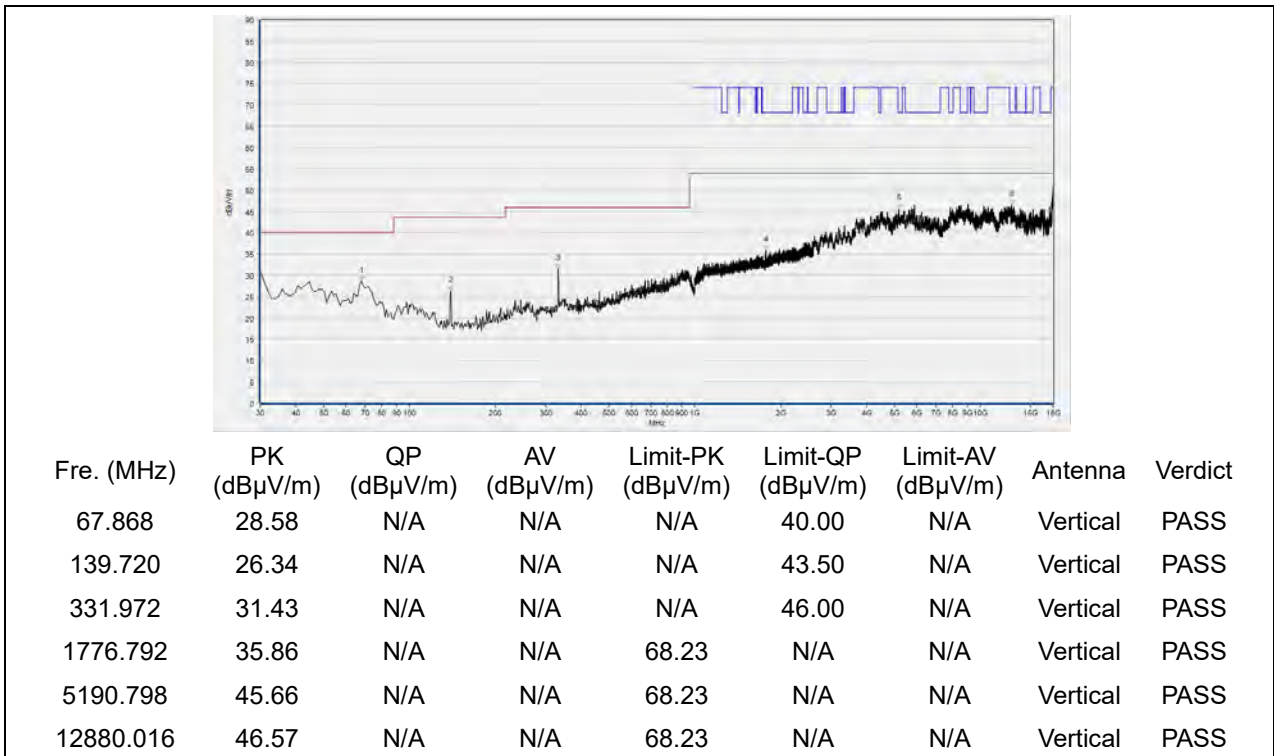
(Antenna Vertical, 30MHz to 18GHz)

Antenna Type B, 802.11a Mode

Plot for Channel 36

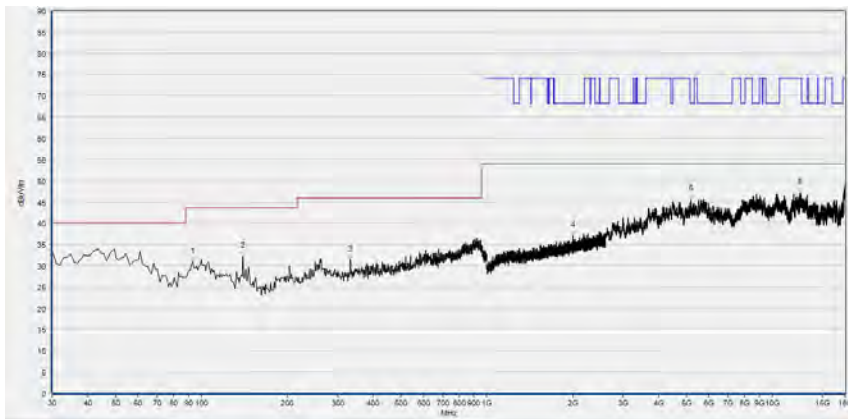


(Antenna Horizontal, 30MHz to 18GHz)



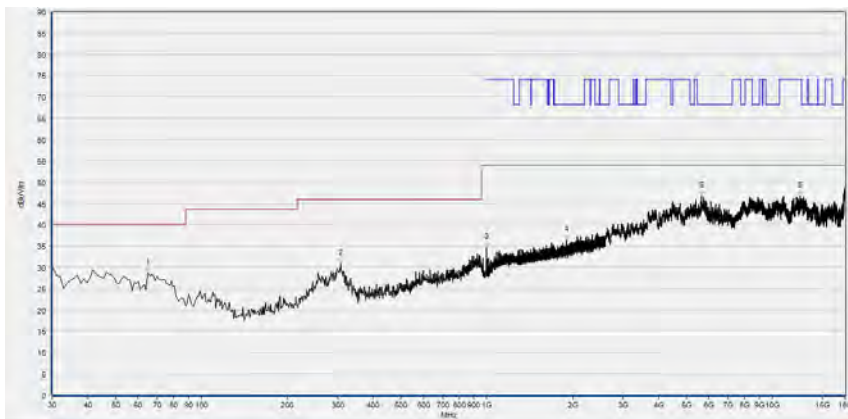
(Antenna Vertical, 30MHz to 18GHz)

Plot for Channel 44



Fre. (MHz)	PK (dBμV/m)	QP (dBμV/m)	AV (dBμV/m)	Limit-PK (dBμV/m)	Limit-QP (dBμV/m)	Limit-AV (dBμV/m)	Antenna	Verdict
93.113	30.84	N/A	N/A	N/A	43.50	N/A	Horizontal	PASS
139.720	32.11	N/A	N/A	N/A	43.50	N/A	Horizontal	PASS
331.972	31.34	N/A	N/A	N/A	46.00	N/A	Horizontal	PASS
2001.400	37.04	N/A	N/A	68.23	N/A	N/A	Horizontal	PASS
5181.556	45.57	N/A	N/A	68.23	N/A	N/A	Horizontal	PASS
12538.068	47.09	N/A	N/A	74.00	N/A	54.00	Horizontal	PASS

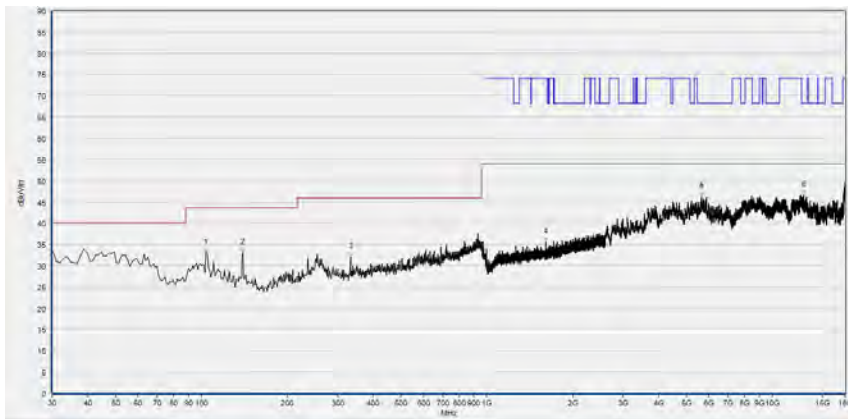
(Antenna Horizontal, 30MHz to 18GHz)



Fre. (MHz)	PK (dBμV/m)	QP (dBμV/m)	AV (dBμV/m)	Limit-PK (dBμV/m)	Limit-QP (dBμV/m)	Limit-AV (dBμV/m)	Antenna	Verdict
64.955	28.59	N/A	N/A	N/A	40.00	N/A	Vertical	PASS
307.698	30.92	N/A	N/A	N/A	46.00	N/A	Vertical	PASS
998.058	34.71	N/A	N/A	N/A	54.00	N/A	Vertical	PASS
1899.500	36.32	N/A	N/A	68.23	N/A	N/A	Vertical	PASS
5640.568	46.75	N/A	N/A	68.23	N/A	N/A	Vertical	PASS
12528.826	46.76	N/A	N/A	74.00	N/A	54.00	Vertical	PASS

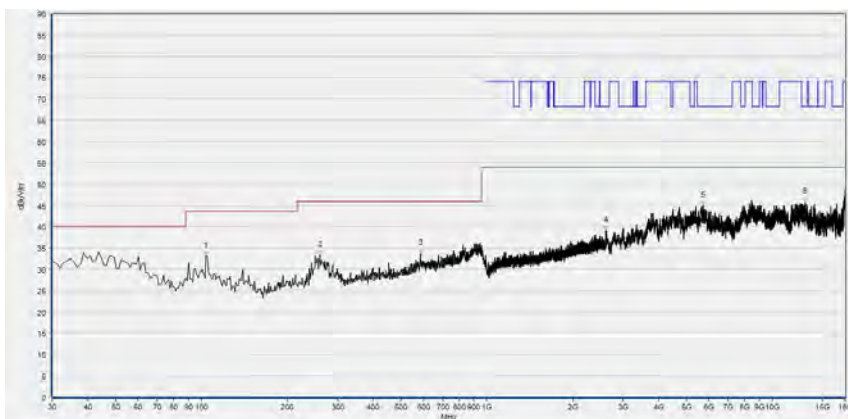
(Antenna Vertical, 30MHz to 18GHz)

Plot for Channel 48



Fre. (MHz)	PK (dBμV/m)	QP (dBμV/m)	AV (dBμV/m)	Limit-PK (dBμV/m)	Limit-QP (dBμV/m)	Limit-AV (dBμV/m)	Antenna	Verdict
103.794	33.02	N/A	N/A	N/A	43.50	N/A	Horizontal	PASS
139.720	33.05	N/A	N/A	N/A	43.50	N/A	Horizontal	PASS
332.943	32.01	N/A	N/A	N/A	46.00	N/A	Horizontal	PASS
1611.937	35.47	N/A	N/A	74.00	N/A	54.00	Horizontal	PASS
5652.891	46.25	N/A	N/A	68.23	N/A	N/A	Horizontal	PASS
12895.419	46.66	N/A	N/A	68.23	N/A	N/A	Horizontal	PASS

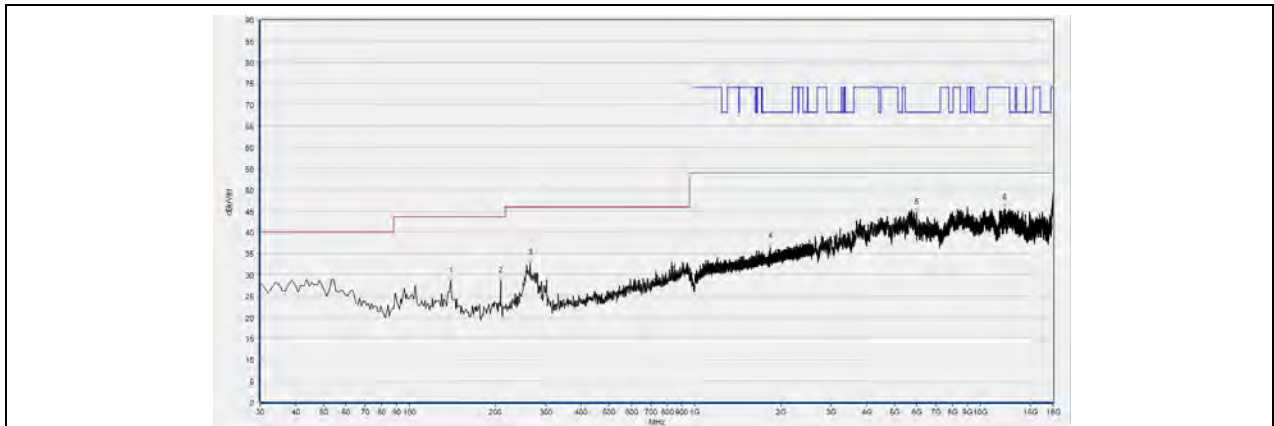
(Antenna Horizontal, 30MHz to 18GHz)



Fre. (MHz)	PK (dBμV/m)	QP (dBμV/m)	AV (dBμV/m)	Limit-PK (dBμV/m)	Limit-QP (dBμV/m)	Limit-AV (dBμV/m)	Antenna	Verdict
103.794	32.99	N/A	N/A	N/A	43.50	N/A	Vertical	PASS
260.120	33.32	N/A	N/A	N/A	46.00	N/A	Vertical	PASS
585.395	33.68	N/A	N/A	N/A	46.00	N/A	Vertical	PASS
2612.322	39.00	N/A	N/A	68.23	N/A	N/A	Vertical	PASS
5732.987	44.87	N/A	N/A	68.23	N/A	N/A	Vertical	PASS
13061.772	45.67	N/A	N/A	68.23	N/A	N/A	Vertical	PASS

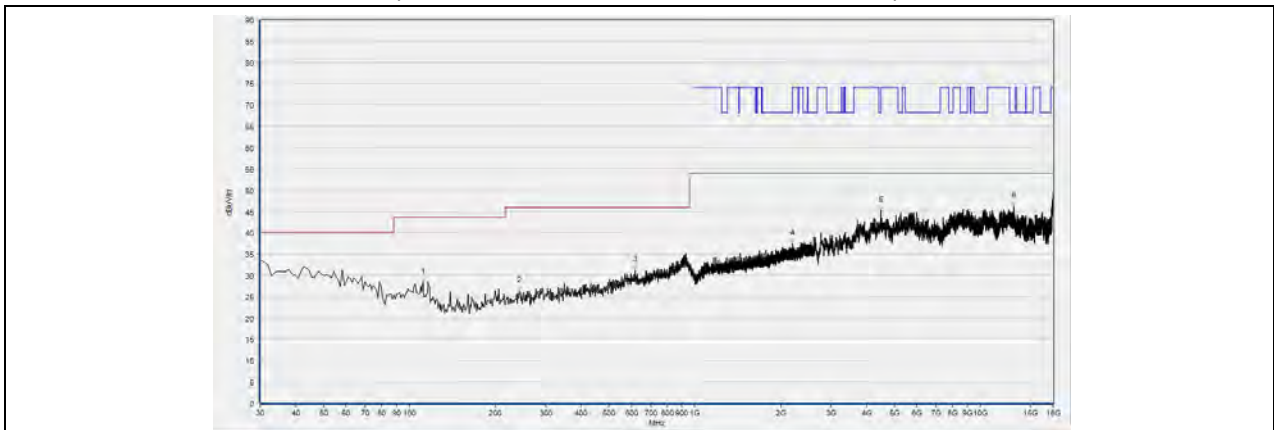
(Antenna Vertical, 30MHz to 18GHz)

Plot for Channel 52



Fre. (MHz)	PK (dBµV/m)	QP (dBµV/m)	AV (dBµV/m)	Limit-PK (dBµV/m)	Limit-QP (dBµV/m)	Limit-AV (dBµV/m)	Antenna	Verdict
139.720	28.43	N/A	N/A	N/A	43.50	N/A	Horizontal	PASS
208.659	28.51	N/A	N/A	N/A	43.50	N/A	Horizontal	PASS
264.975	32.60	N/A	N/A	N/A	46.00	N/A	Horizontal	PASS
1842.414	36.45	N/A	N/A	68.23	N/A	N/A	Horizontal	PASS
5973.275	44.66	N/A	N/A	68.23	N/A	N/A	Horizontal	PASS
12131.426	45.66	N/A	N/A	74.00	N/A	54.00	Horizontal	PASS

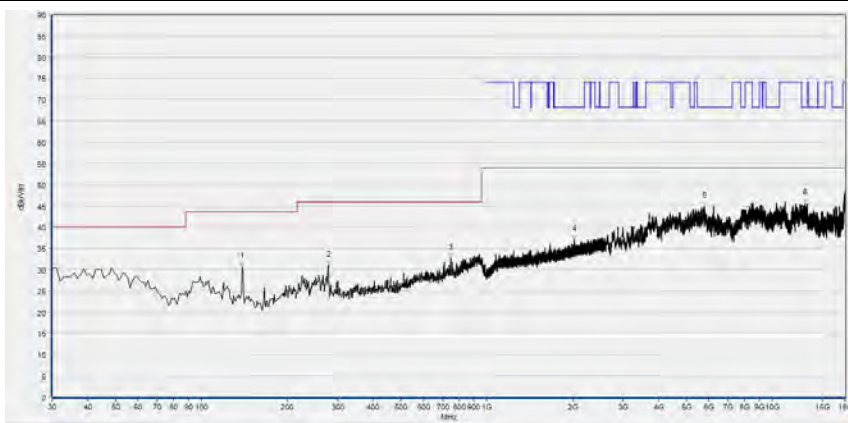
(Antenna Horizontal, 30MHz to 18GHz)



Fre. (MHz)	PK (dBµV/m)	QP (dBµV/m)	AV (dBµV/m)	Limit-PK (dBµV/m)	Limit-QP (dBµV/m)	Limit-AV (dBµV/m)	Antenna	Verdict
111.562	28.36	N/A	N/A	N/A	43.50	N/A	Vertical	PASS
243.614	26.27	N/A	N/A	N/A	46.00	N/A	Vertical	PASS
617.437	31.15	N/A	N/A	N/A	46.00	N/A	Vertical	PASS
2195.599	37.44	N/A	N/A	68.23	N/A	N/A	Vertical	PASS
4476.095	45.29	N/A	N/A	68.23	N/A	N/A	Vertical	PASS
13086.417	46.26	N/A	N/A	68.23	N/A	N/A	Vertical	PASS

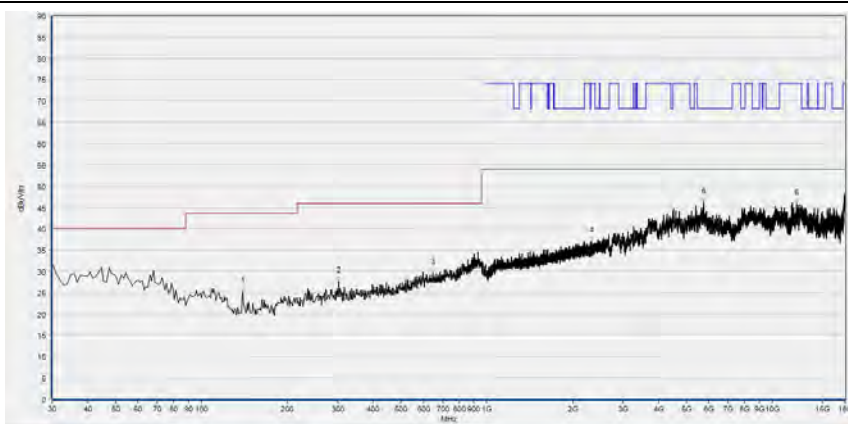
(Antenna Vertical, 30MHz to 18GHz)

Plot for Channel 60



Fre. (MHz)	PK (dBµV/m)	QP (dBµV/m)	AV (dBµV/m)	Limit-PK (dBµV/m)	Limit-QP (dBµV/m)	Limit-AV (dBµV/m)	Antenna	Verdict
138.749	30.72	N/A	N/A	N/A	43.50	N/A	Horizontal	PASS
278.569	31.06	N/A	N/A	N/A	46.00	N/A	Horizontal	PASS
746.577	32.64	N/A	N/A	N/A	46.00	N/A	Horizontal	PASS
2029.677	36.97	N/A	N/A	68.23	N/A	N/A	Horizontal	PASS
5782.276	44.85	N/A	N/A	68.23	N/A	N/A	Horizontal	PASS
13040.208	45.60	N/A	N/A	68.23	N/A	N/A	Horizontal	PASS

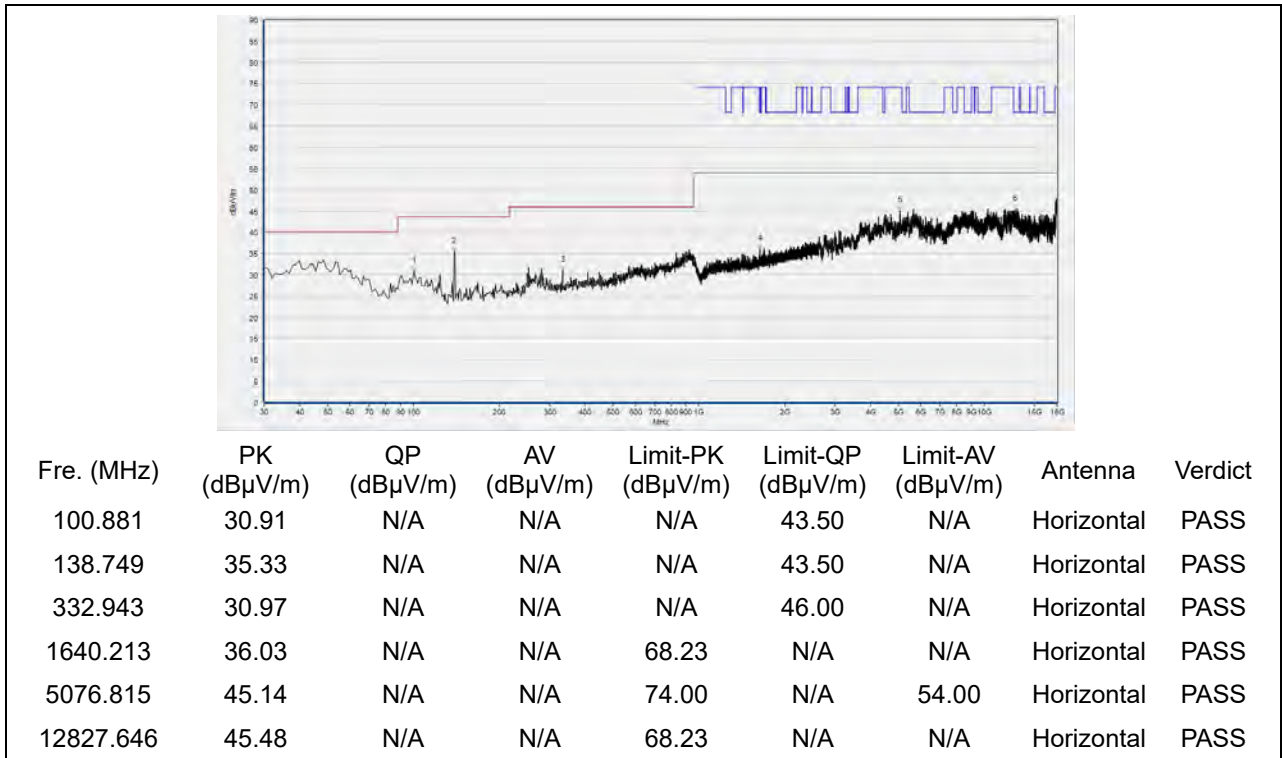
(Antenna Horizontal, 30MHz to 18GHz)



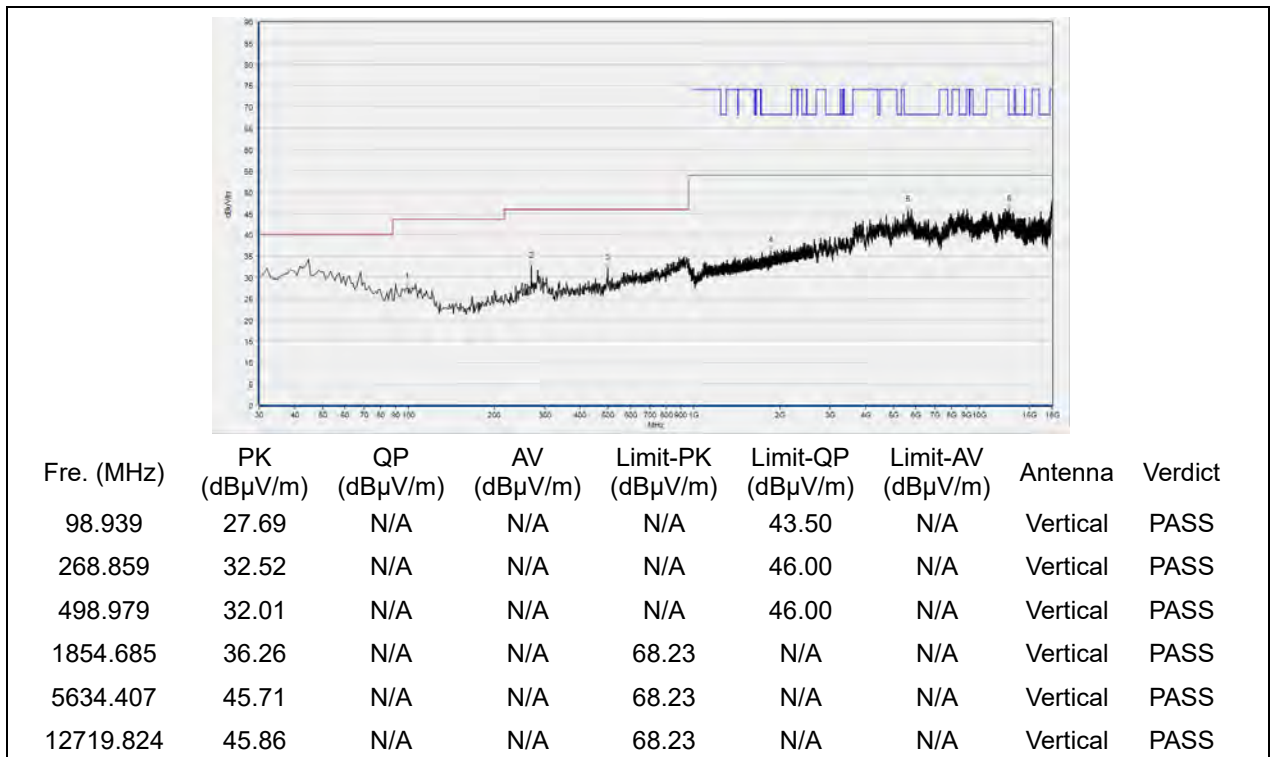
Fre. (MHz)	PK (dBµV/m)	QP (dBµV/m)	AV (dBµV/m)	Limit-PK (dBµV/m)	Limit-QP (dBµV/m)	Limit-AV (dBµV/m)	Antenna	Verdict
139.720	25.18	N/A	N/A	N/A	43.50	N/A	Vertical	PASS
302.843	27.61	N/A	N/A	N/A	46.00	N/A	Vertical	PASS
645.596	29.68	N/A	N/A	N/A	46.00	N/A	Vertical	PASS
2327.376	36.98	N/A	N/A	74.00	N/A	54.00	Vertical	PASS
5757.632	46.21	N/A	N/A	68.23	N/A	N/A	Vertical	PASS
12156.071	45.92	N/A	N/A	74.00	N/A	54.00	Vertical	PASS

(Antenna Vertical, 30MHz to 18GHz)

Plot for Channel 64

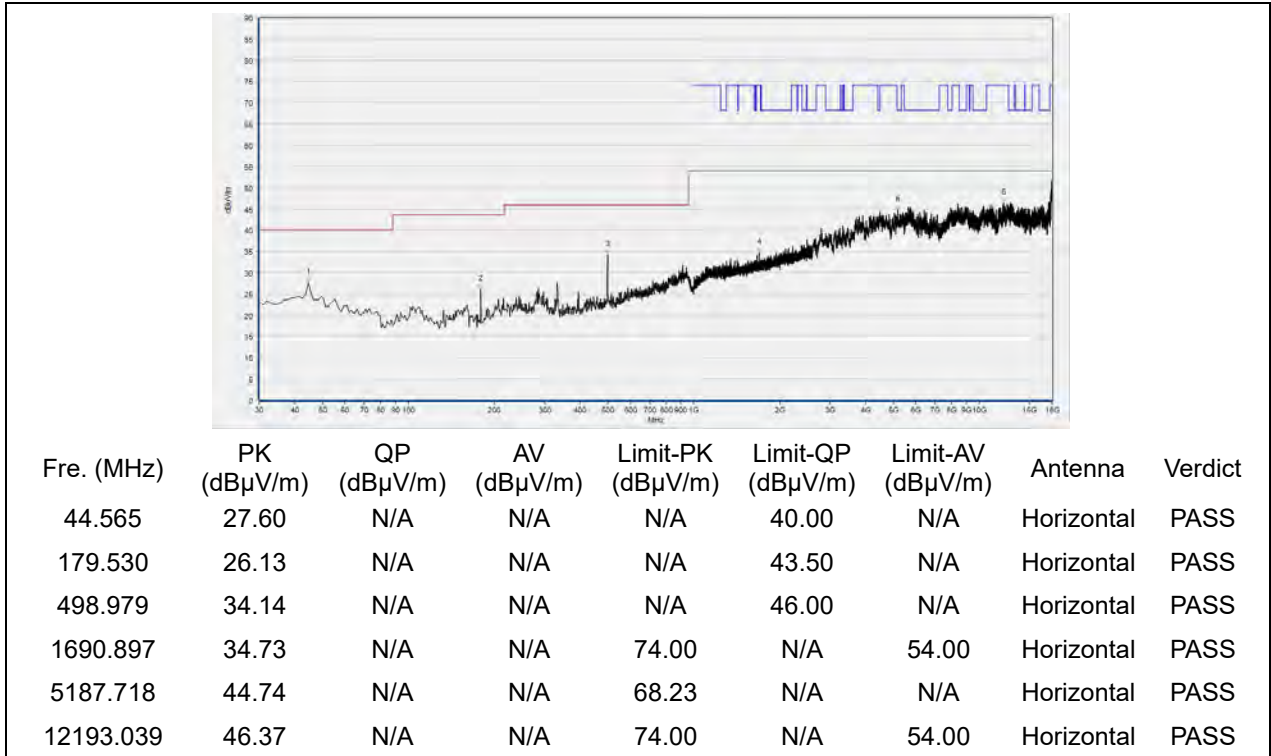


(Antenna Horizontal, 30MHz to 18GHz)

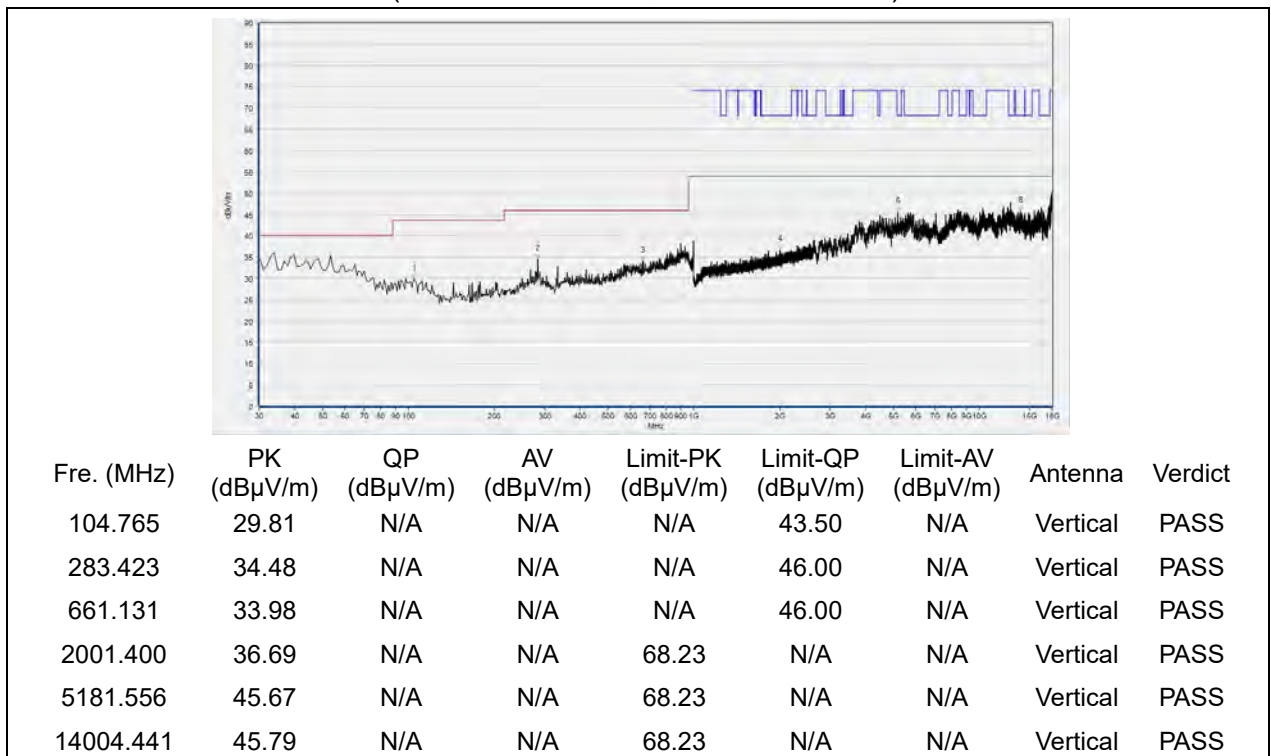


(Antenna Vertical, 30MHz to 18GHz)

Plot for Channel 100

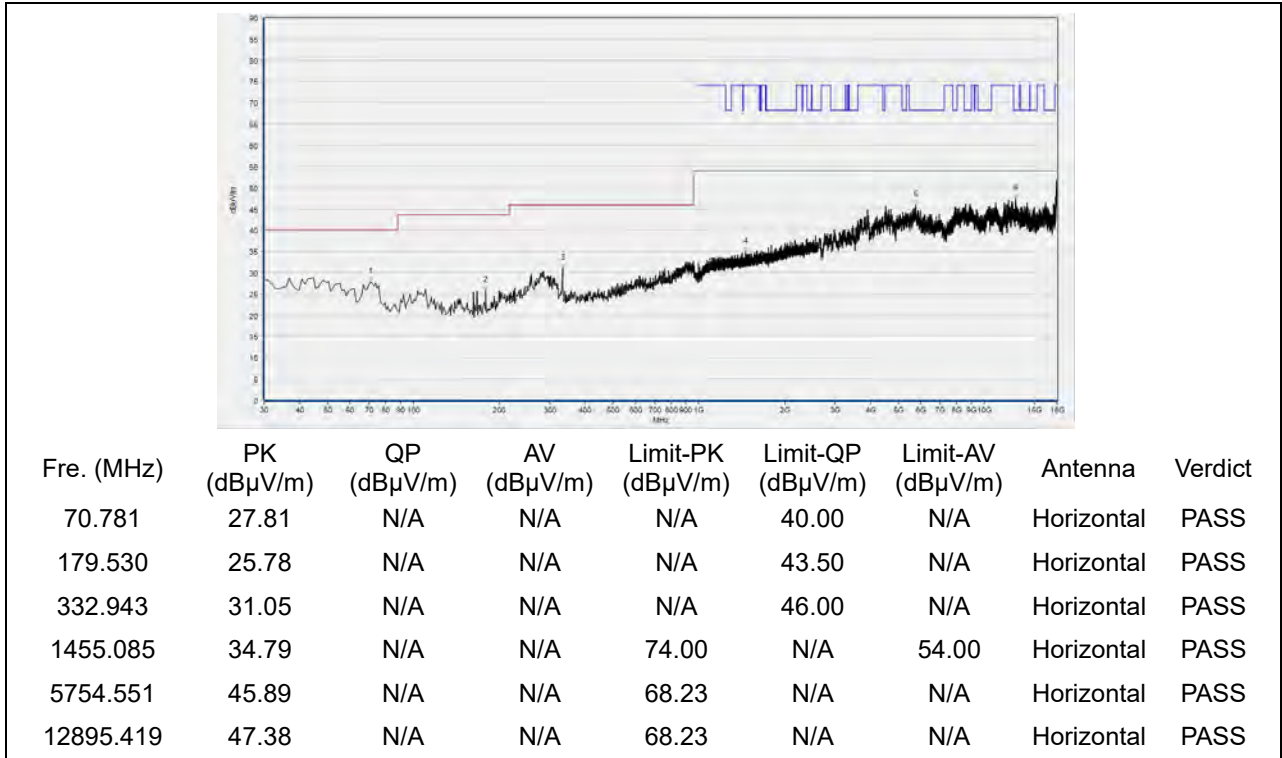


(Antenna Horizontal, 30MHz to 18GHz)

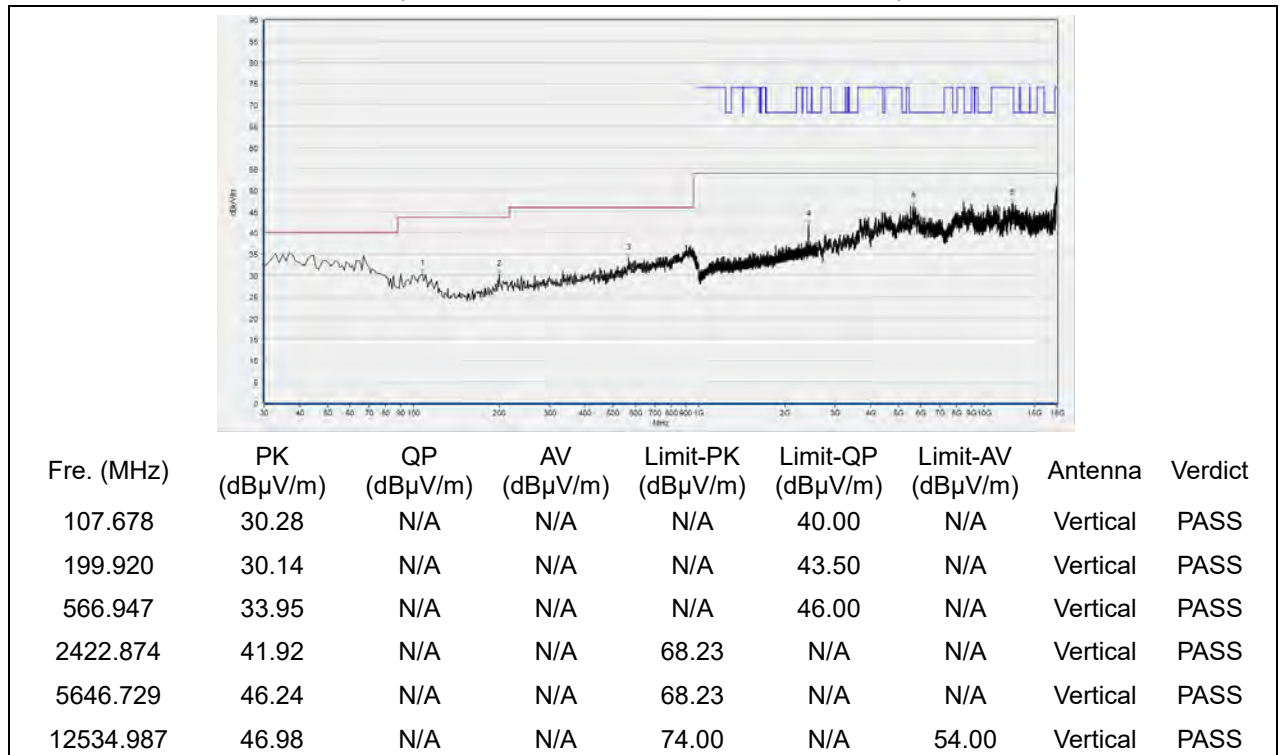


(Antenna Vertical, 30MHz to 18GHz)

Plot for Channel 120

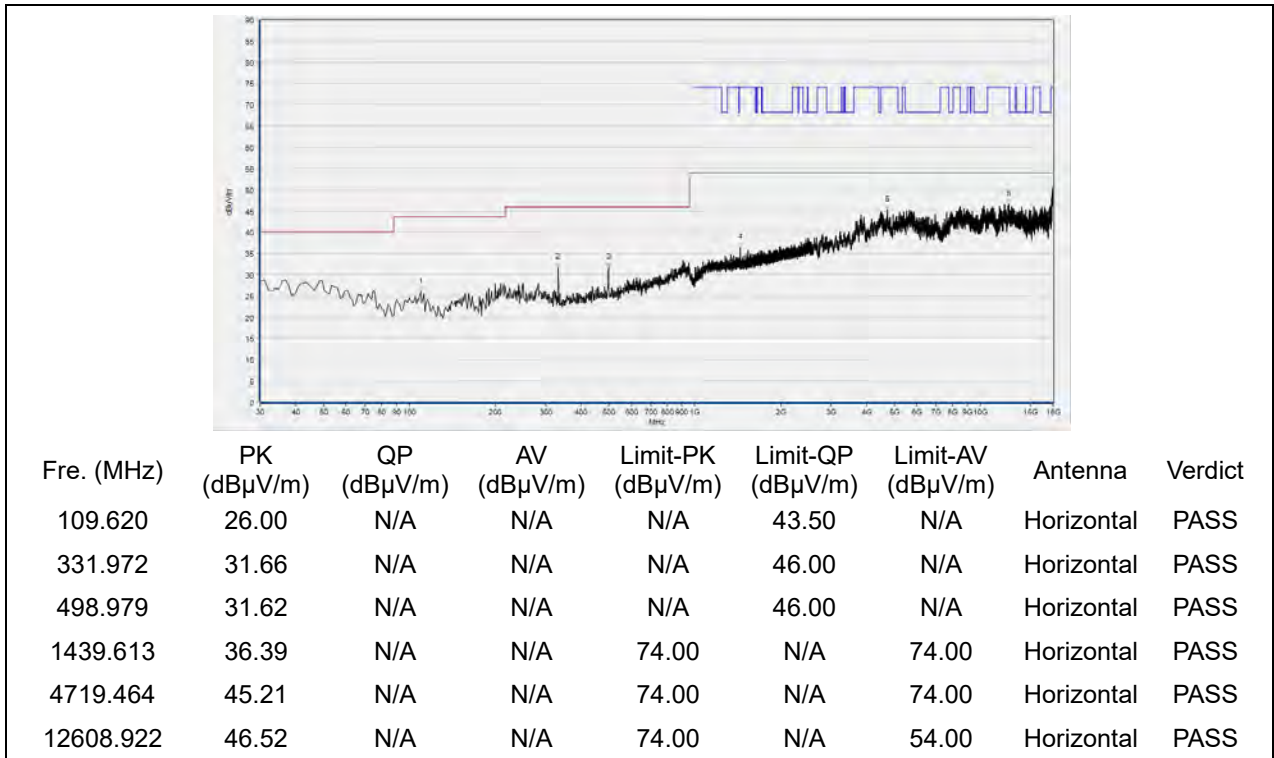


(Antenna Horizontal, 30MHz to 18GHz)

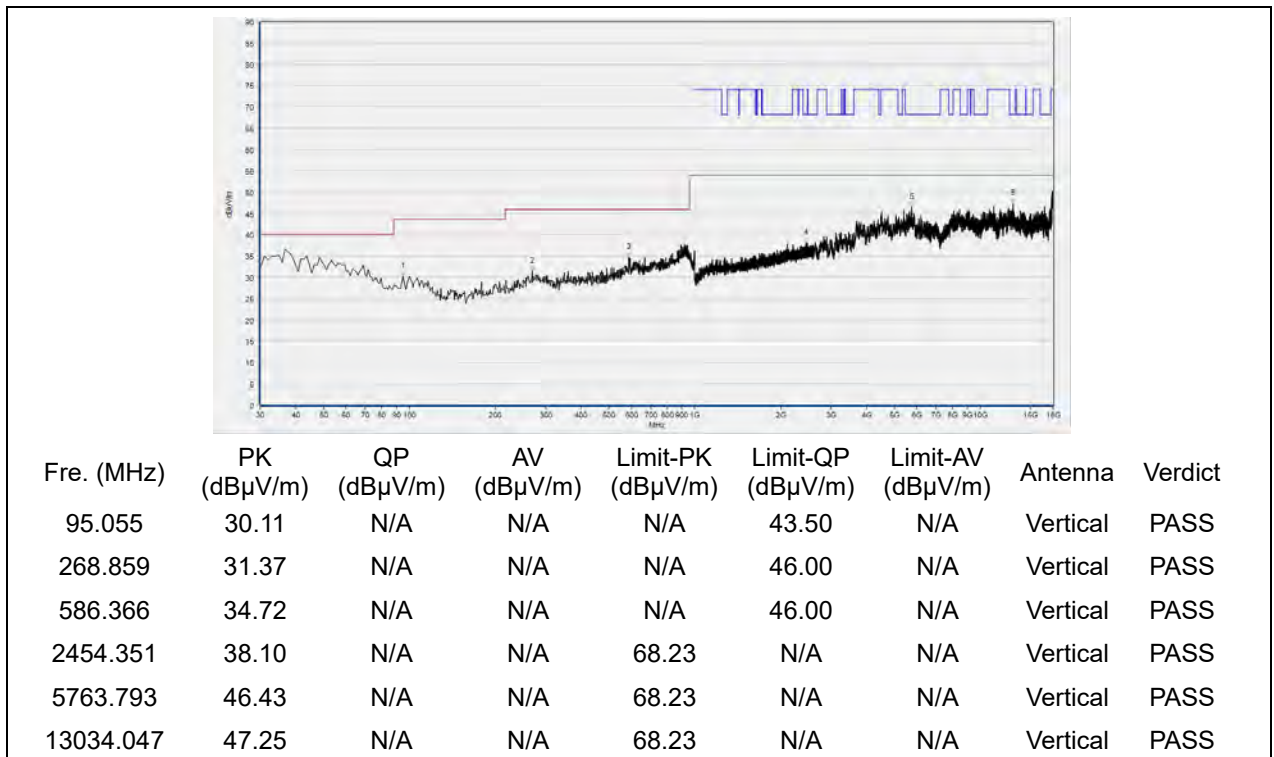


(Antenna Vertical, 30MHz to 18GHz)

Plot for Channel 144

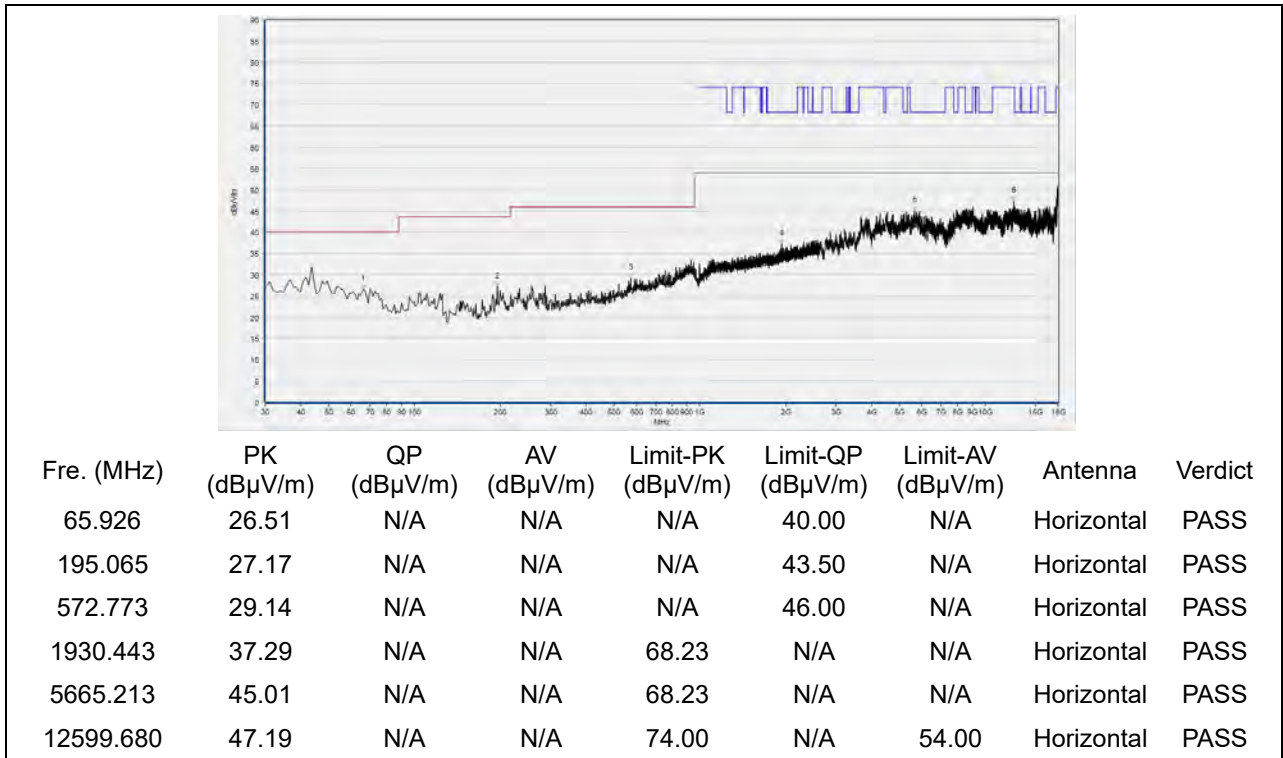


(Antenna Horizontal, 30MHz to 18GHz)

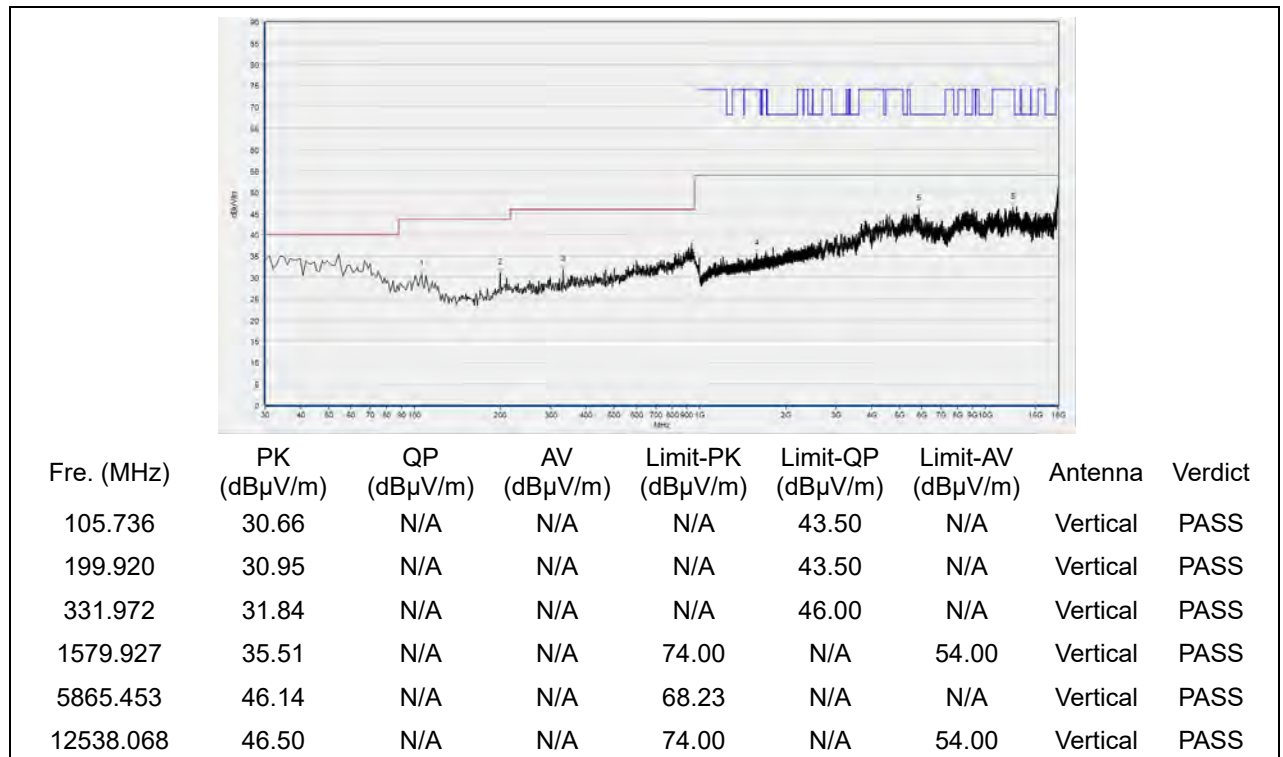


(Antenna Vertical, 30MHz to 18GHz)

Plot for Channel 149

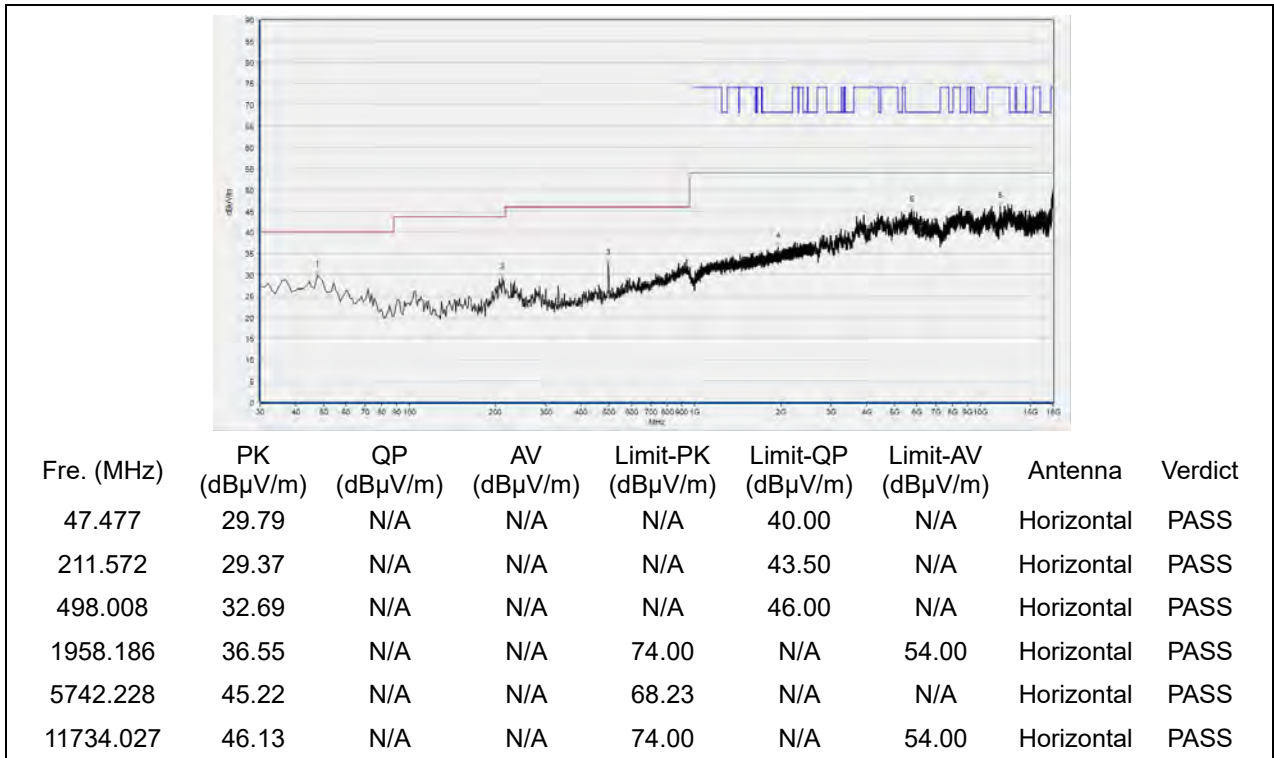


(Antenna Horizontal, 30MHz to 18GHz)

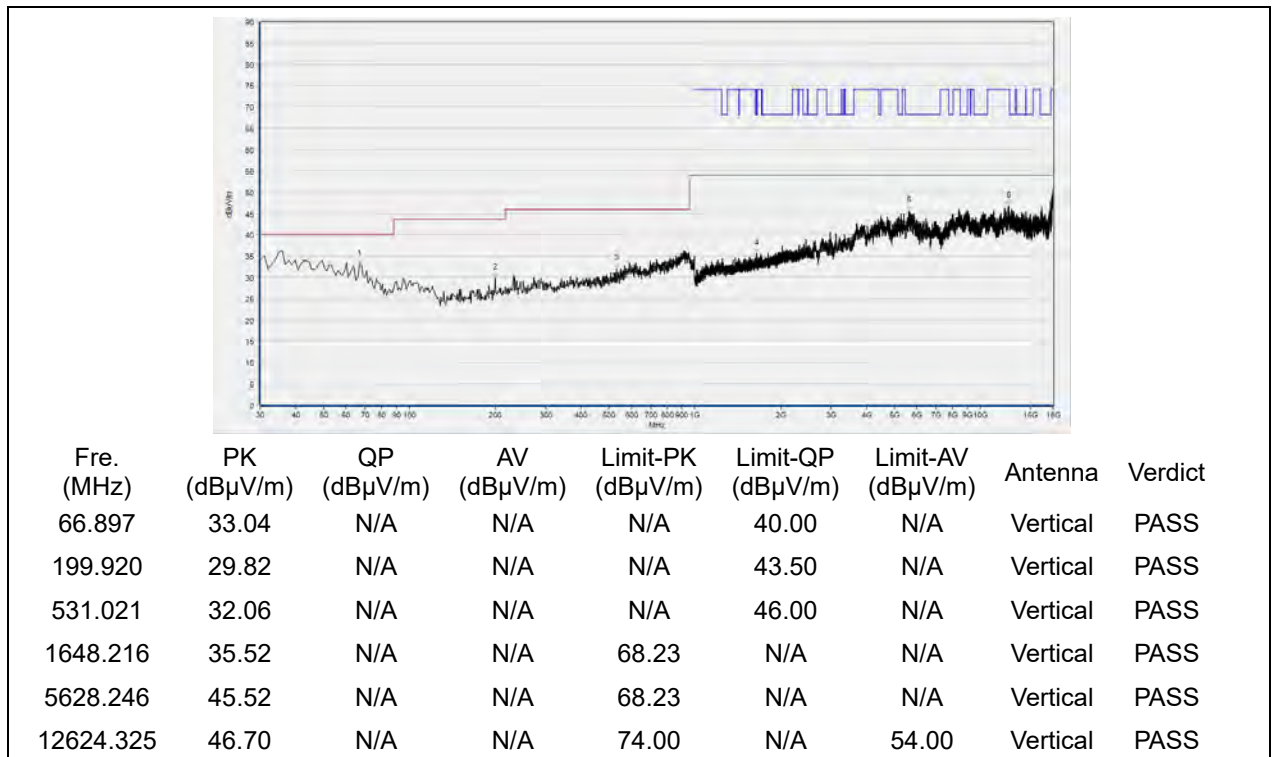


(Antenna Vertical, 30MHz to 18GHz)

Plot for Channel 157

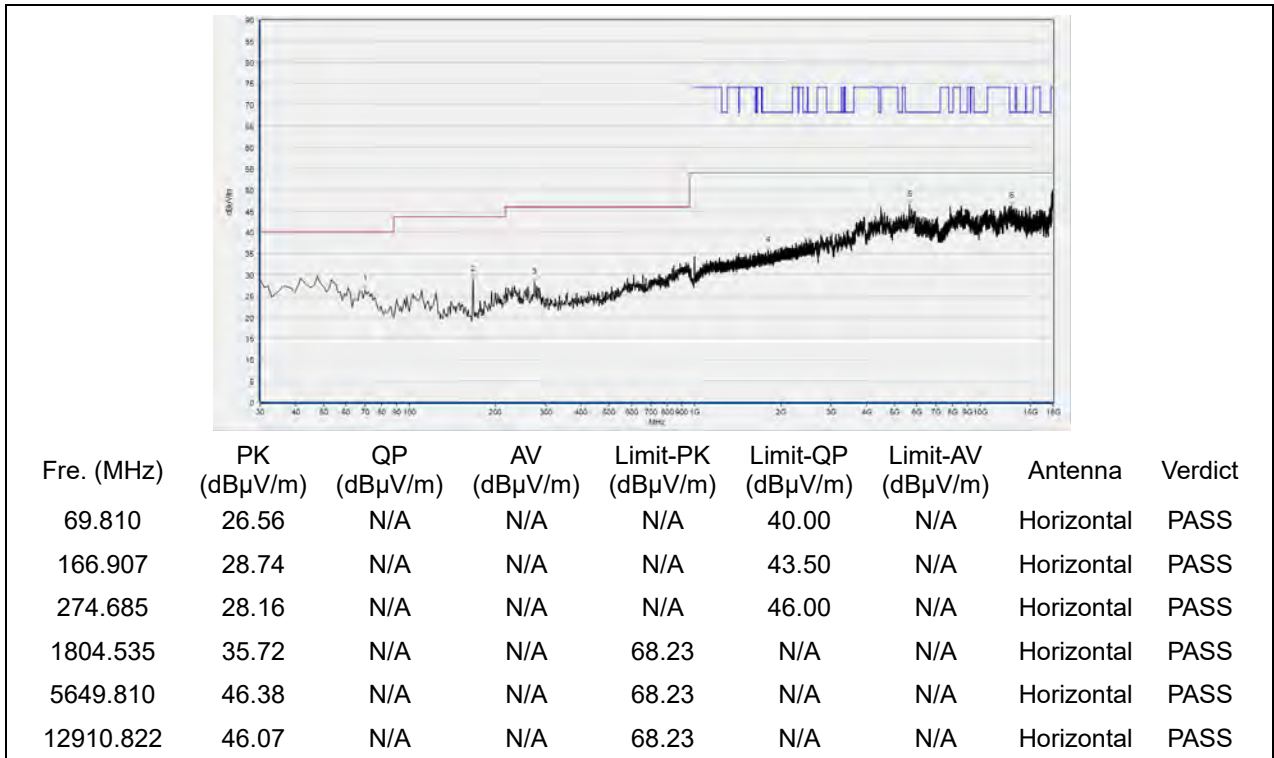


(Antenna Horizontal, 30MHz to 18GHz)

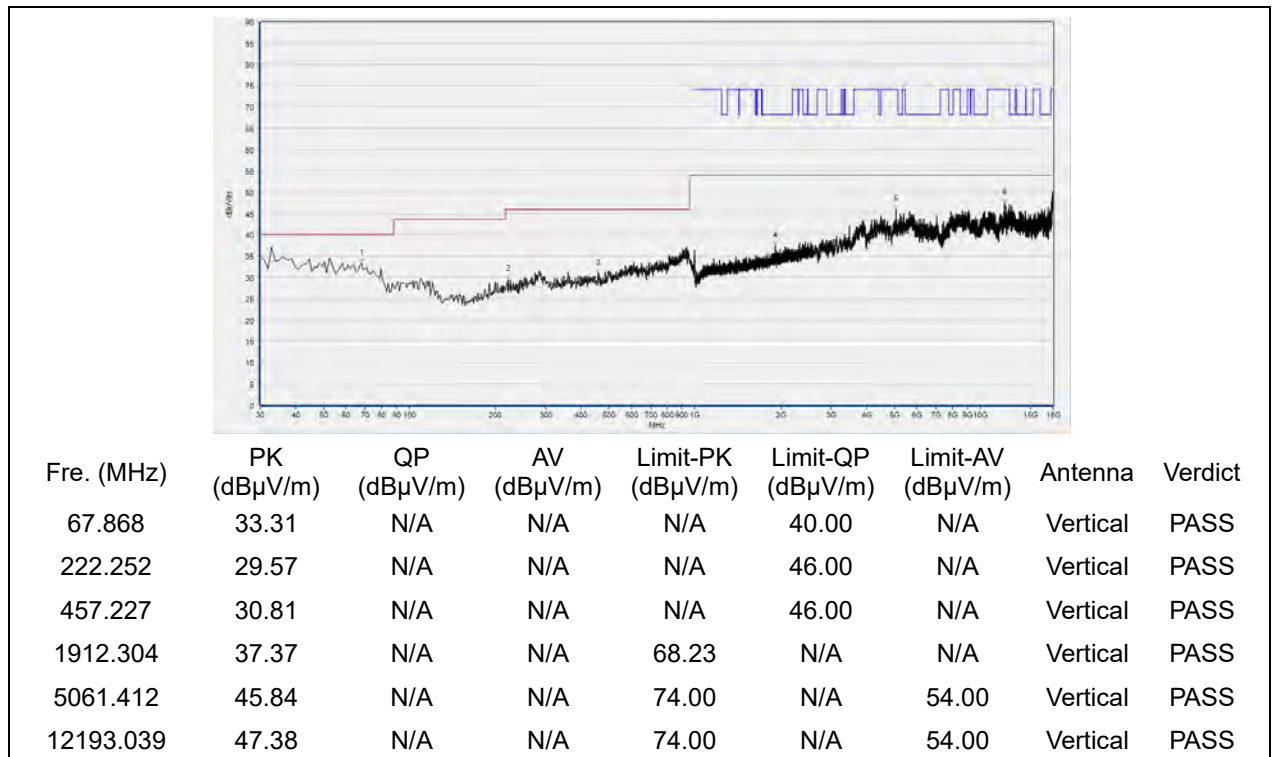


(Antenna Vertical, 30MHz to 18GHz)

Plot for Channel 165



(Antenna Horizontal, 30MHz to 18GHz)

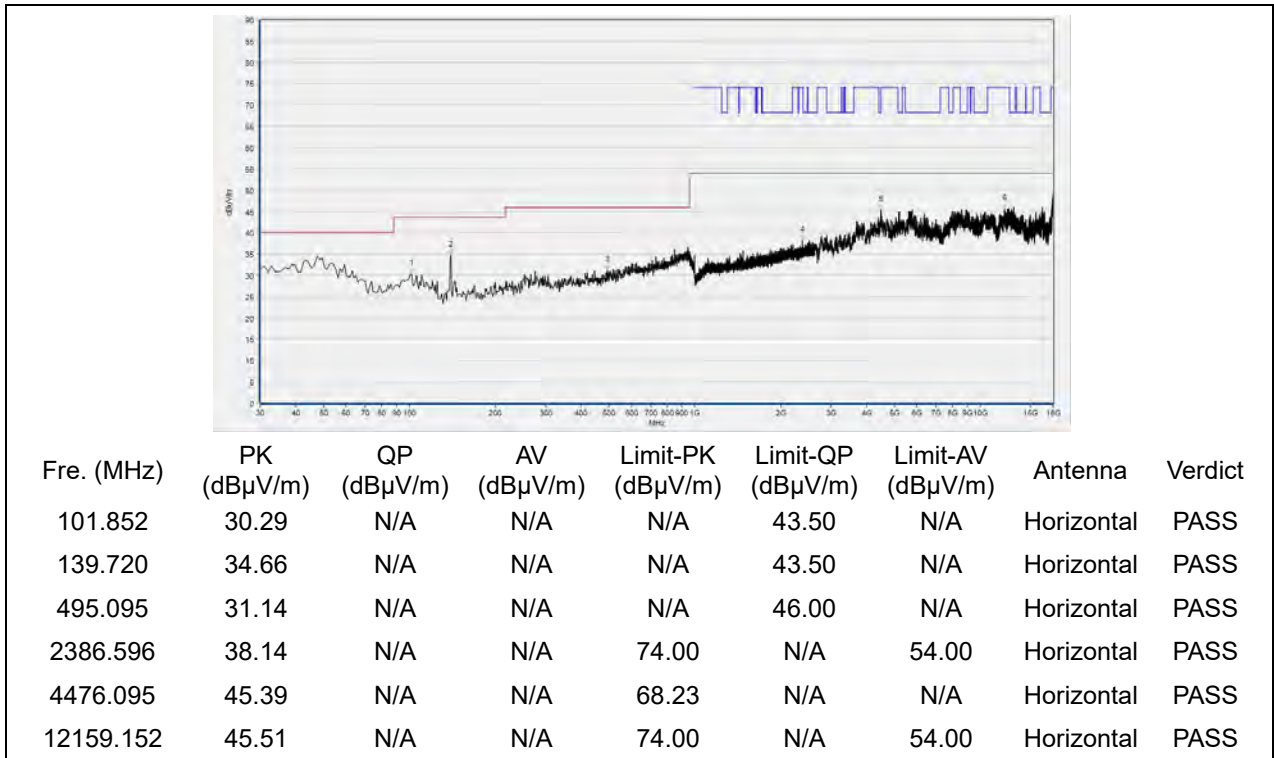


(Antenna Vertical, 30MHz to 18GHz)

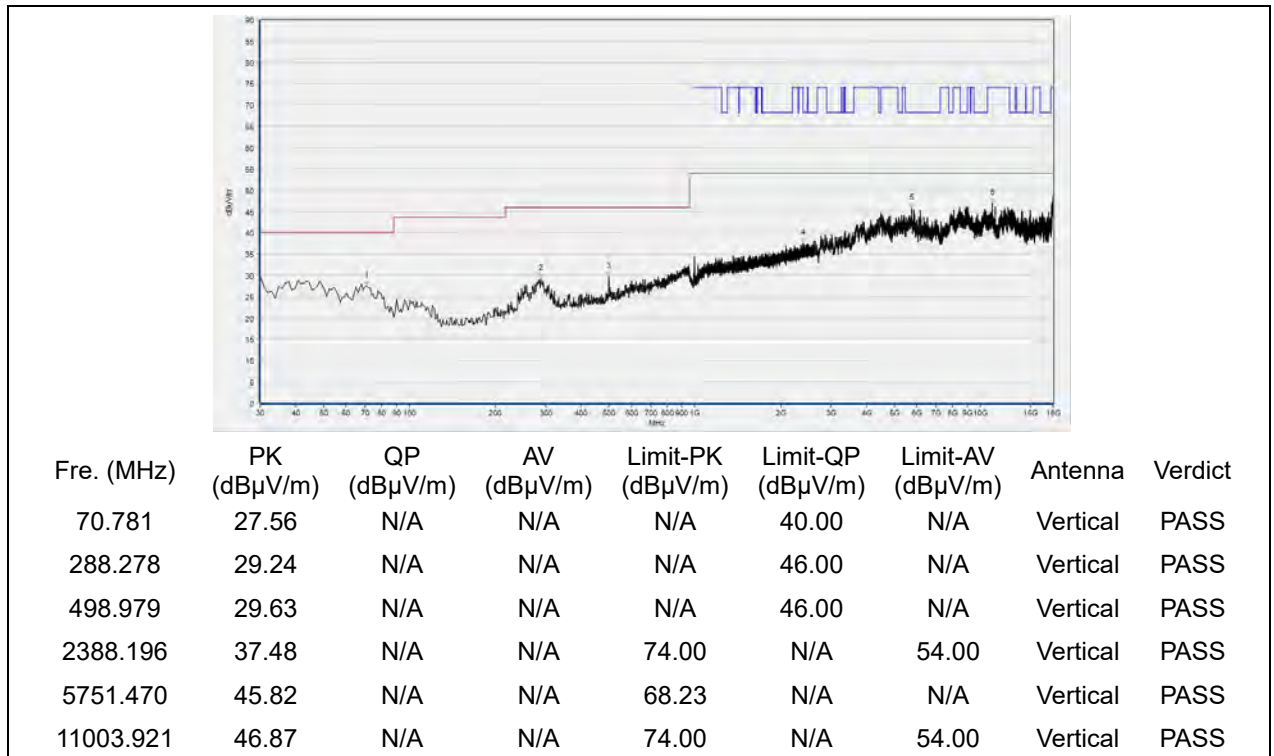


802.11n (HT40) mode

Plot for Channel 38

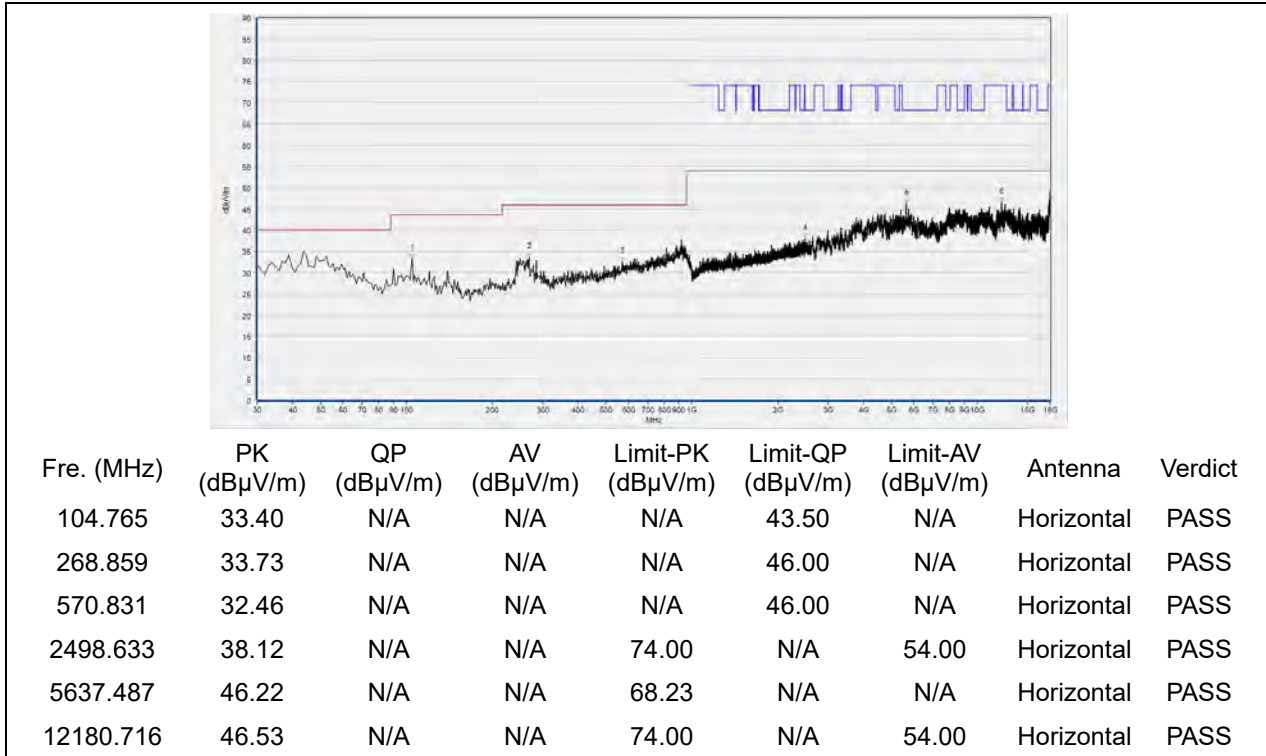


(Antenna Horizontal, 30MHz to 18GHz)

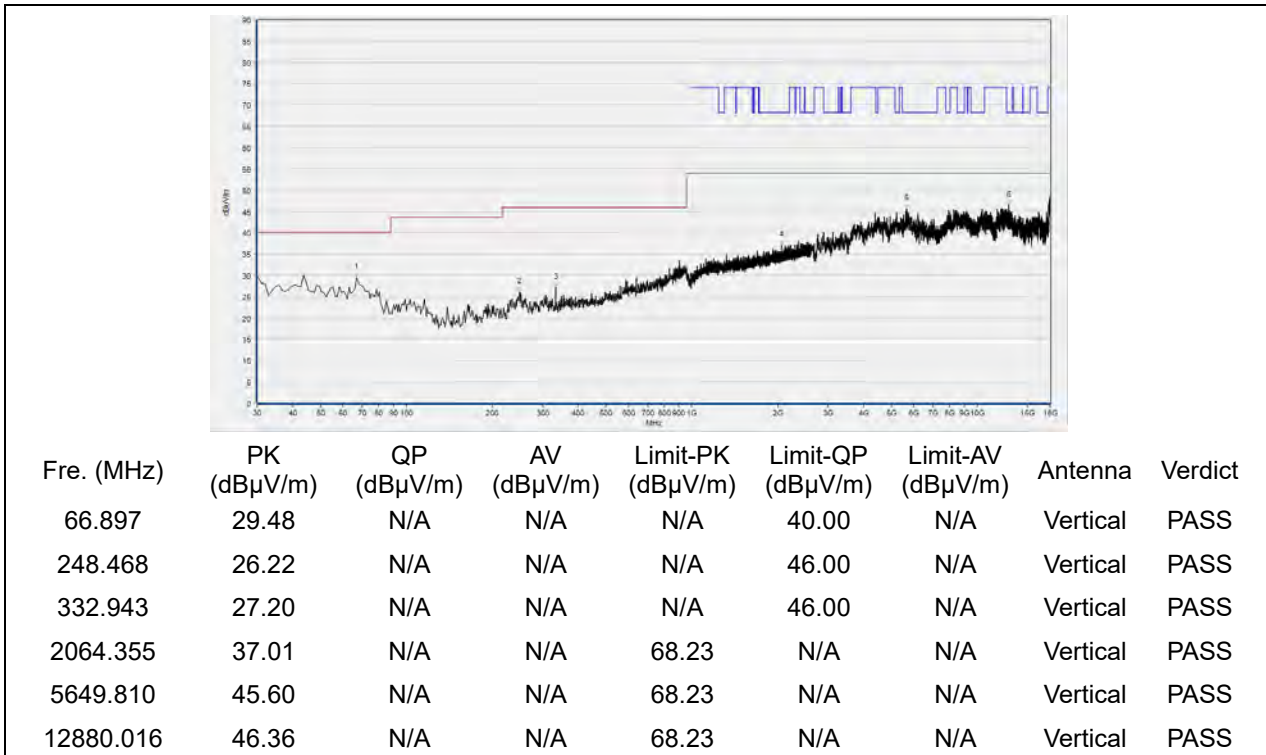


(Antenna Vertical, 30MHz to 18GHz)

Plot for Channel 46

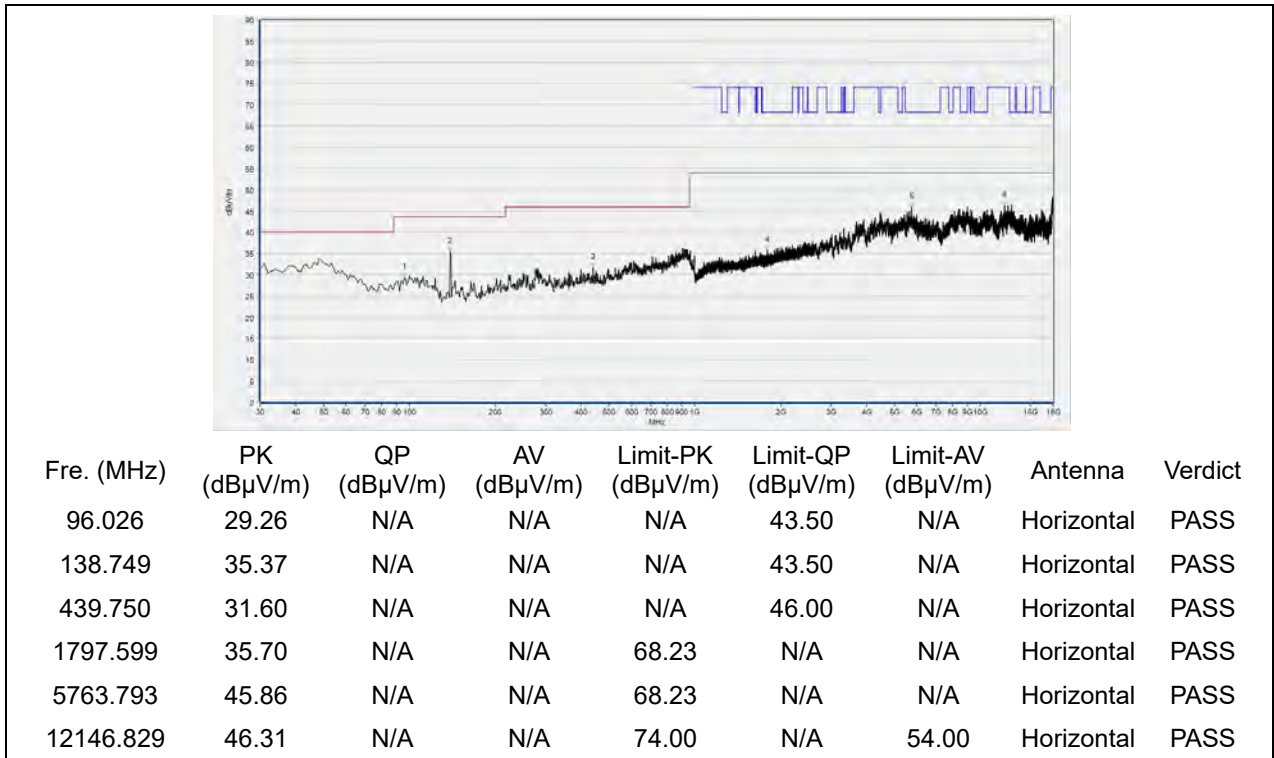


(Antenna Horizontal, 30MHz to 18GHz)

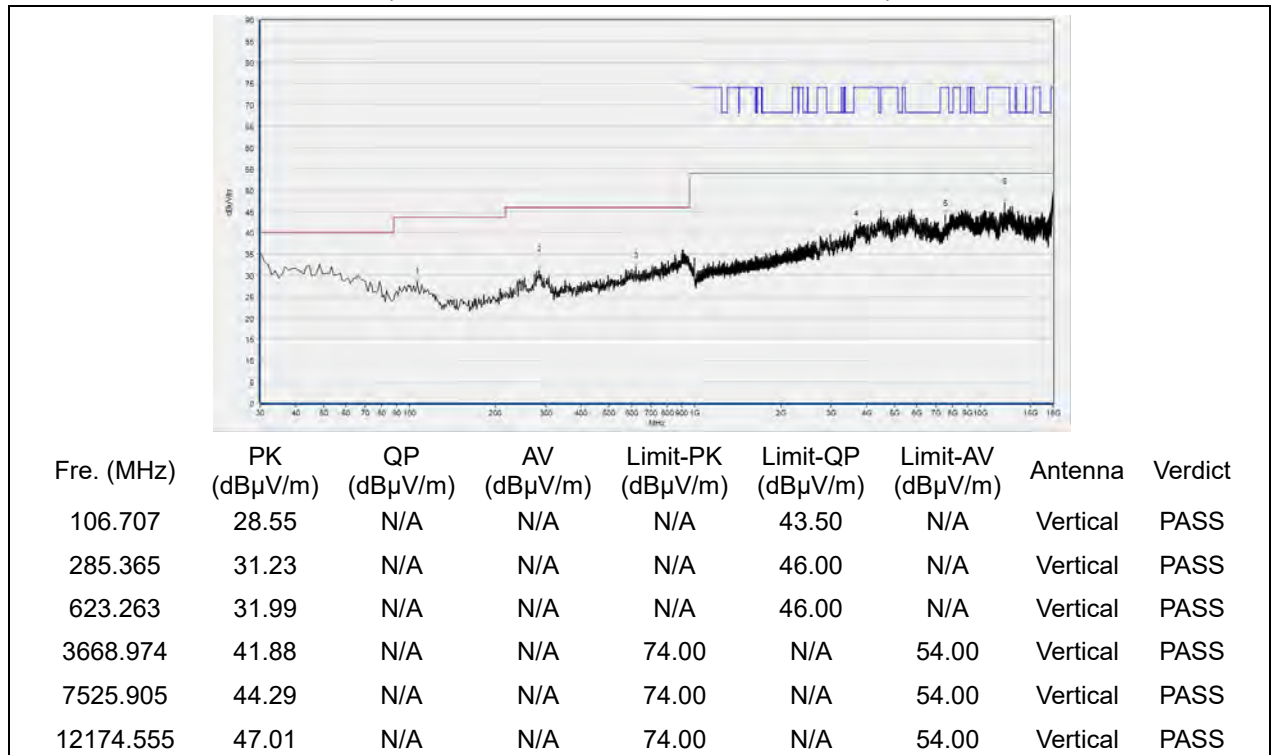


(Antenna Vertical, 30MHz to 18GHz)

Plot for Channel 54

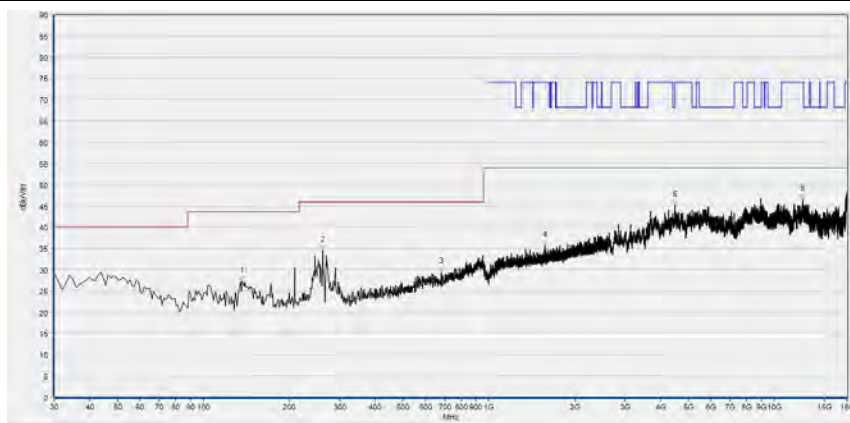


(Antenna Horizontal, 30MHz to 18GHz)



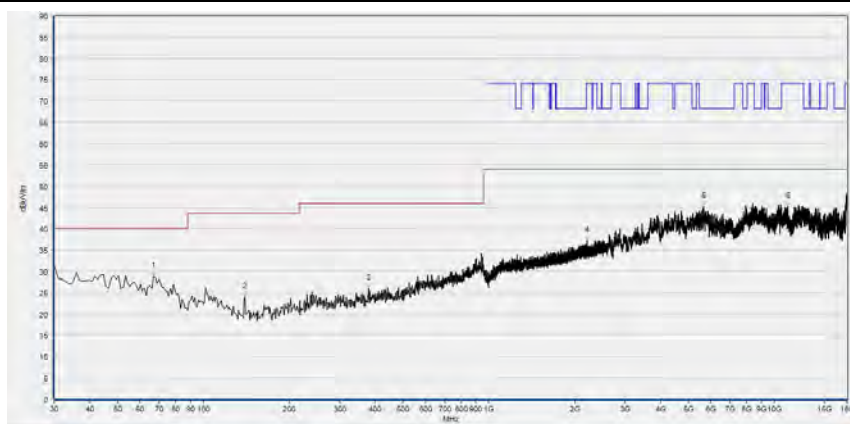
(Antenna Vertical, 30MHz to 18GHz)

Plot for Channel 62



Fre. (MHz)	PK (dBµV/m)	QP (dBµV/m)	AV (dBµV/m)	Limit-PK (dBµV/m)	Limit-QP (dBµV/m)	Limit-AV (dBµV/m)	Antenna	Verdict
136.807	27.28	N/A	N/A	N/A	43.50	N/A	Horizontal	PASS
262.062	34.51	N/A	N/A	N/A	46.00	N/A	Horizontal	PASS
680.551	29.42	N/A	N/A	N/A	46.00	N/A	Horizontal	PASS
1568.723	35.68	N/A	N/A	74.00	N/A	54.00	Horizontal	PASS
4476.095	45.32	N/A	N/A	68.23	N/A	N/A	Horizontal	PASS
12612.002	46.53	N/A	N/A	74.00	N/A	54.00	Horizontal	PASS

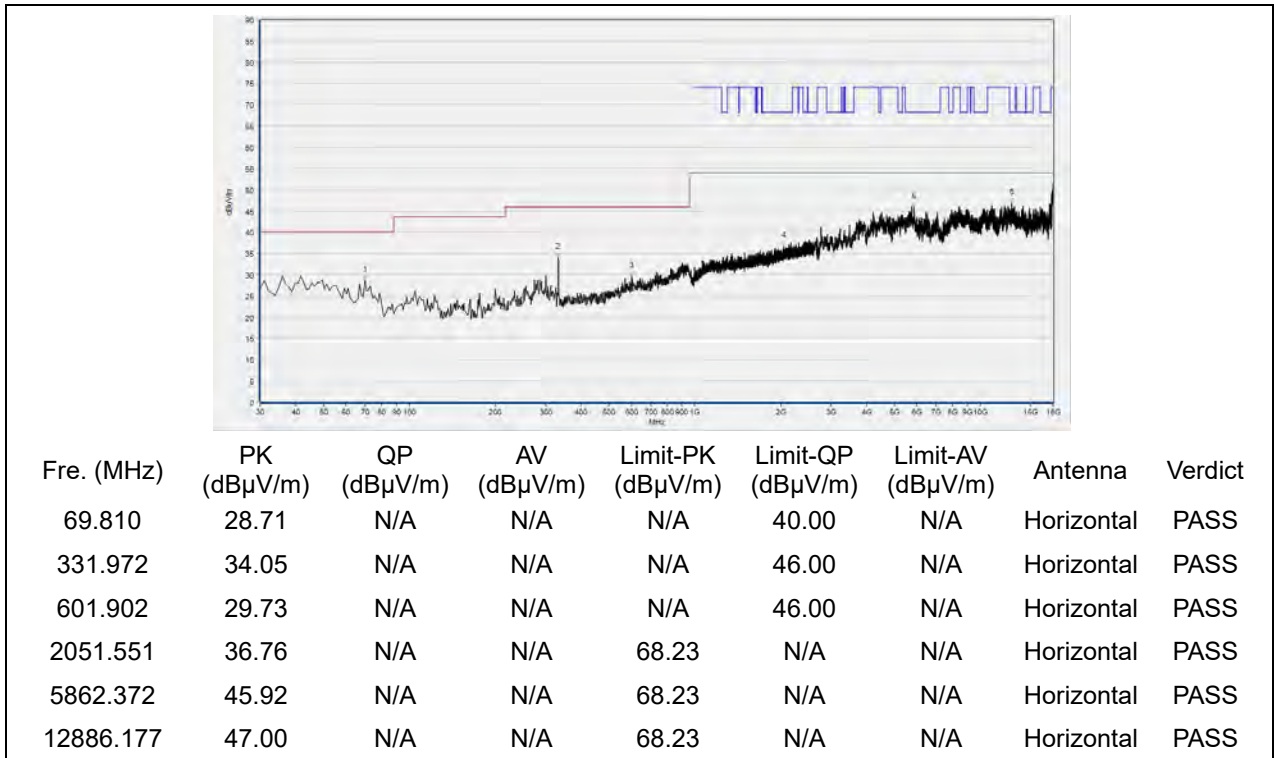
(Antenna Horizontal, 30MHz to 18GHz)



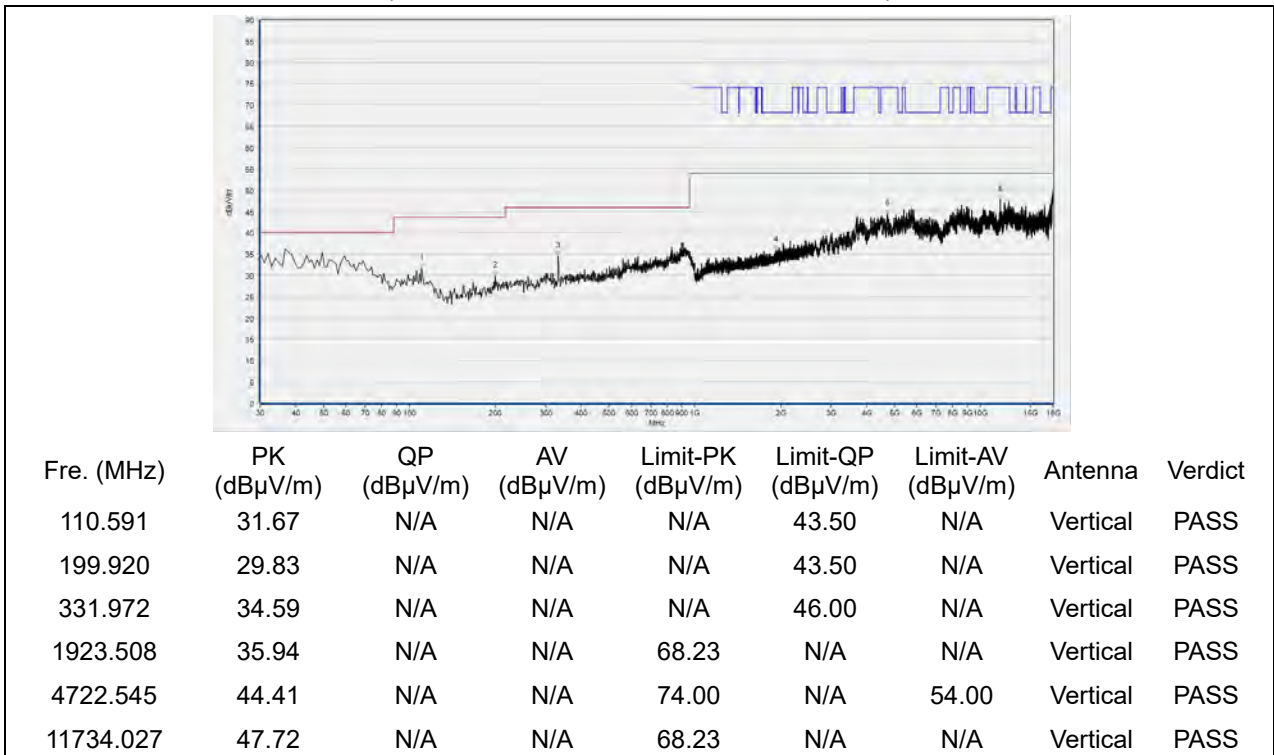
Fre. (MHz)	PK (dBµV/m)	QP (dBµV/m)	AV (dBµV/m)	Limit-PK (dBµV/m)	Limit-QP (dBµV/m)	Limit-AV (dBµV/m)	Antenna	Verdict
66.897	28.80	N/A	N/A	N/A	40.00	N/A	Vertical	PASS
139.720	23.94	N/A	N/A	N/A	43.50	N/A	Vertical	PASS
379.550	25.93	N/A	N/A	N/A	46.00	N/A	Vertical	PASS
2211.070	37.25	N/A	N/A	74.00	N/A	54.00	Vertical	PASS
5668.294	45.20	N/A	N/A	68.23	N/A	N/A	Vertical	PASS
11127.145	45.32	N/A	N/A	74.00	N/A	54.00	Vertical	PASS

(Antenna Vertical, 30MHz to 18GHz)

Plot for Channel 102

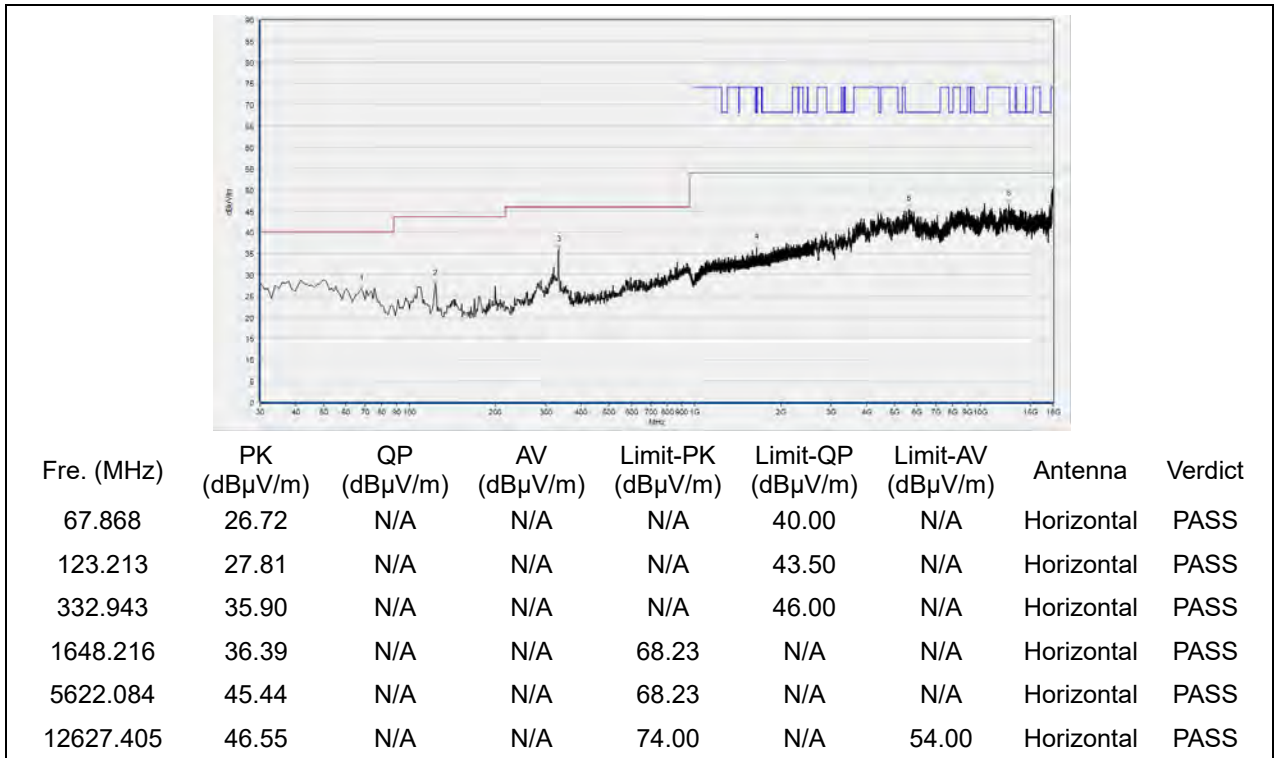


(Antenna Horizontal, 30MHz to 18GHz)

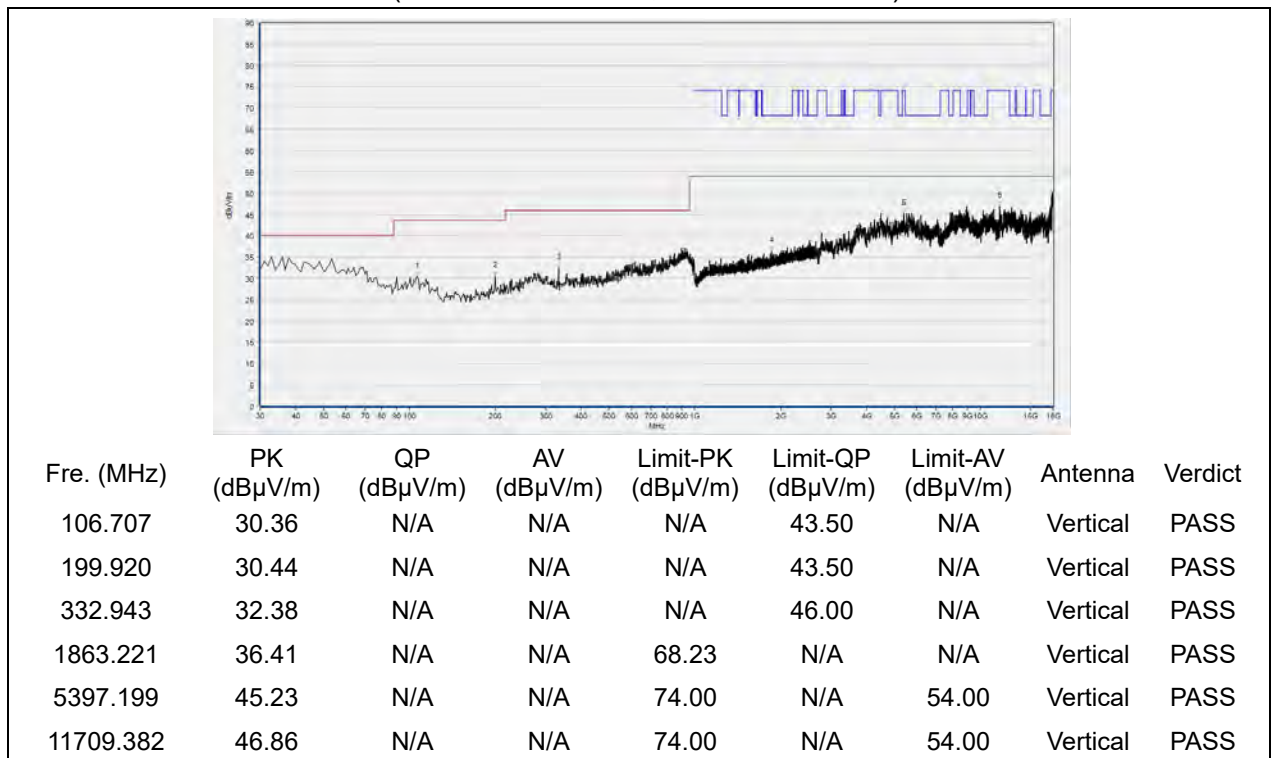


(Antenna Vertical, 30MHz to 18GHz)

Plot for Channel 126

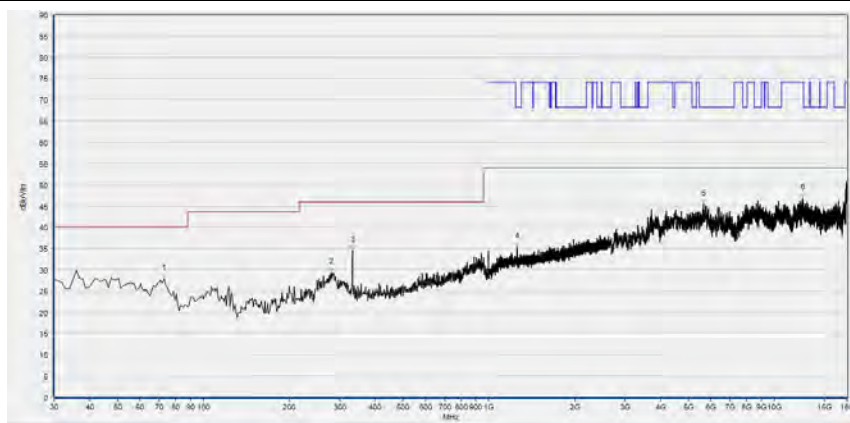


(Antenna Horizontal, 30MHz to 18GHz)



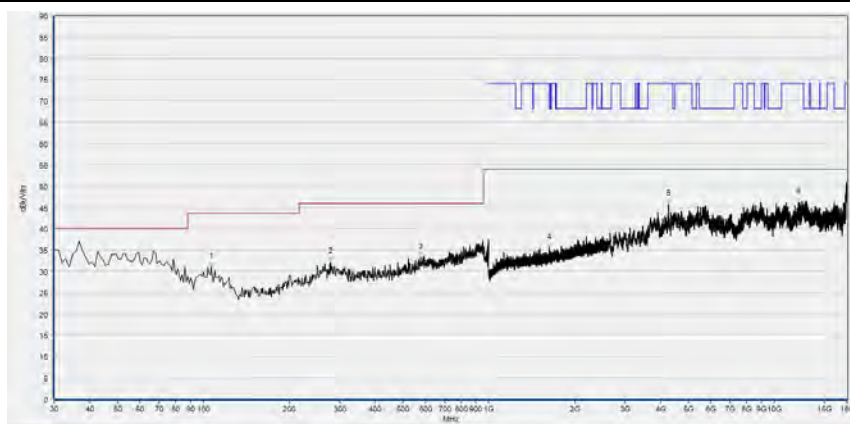
(Antenna Vertical, 30MHz to 18GHz)

Plot for Channel 142



Fre. (MHz)	PK (dBµV/m)	QP (dBµV/m)	AV (dBµV/m)	Limit-PK (dBµV/m)	Limit-QP (dBµV/m)	Limit-AV (dBµV/m)	Antenna	Verdict
72.723	27.74	N/A	N/A	N/A	40.00	N/A	Horizontal	PASS
281.481	29.37	N/A	N/A	N/A	46.00	N/A	Horizontal	PASS
332.943	34.45	N/A	N/A	N/A	46.00	N/A	Horizontal	PASS
1258.753	35.34	N/A	N/A	68.23	N/A	N/A	Horizontal	PASS
5659.052	45.35	N/A	N/A	68.23	N/A	N/A	Horizontal	PASS
12602.761	46.88	N/A	N/A	74.00	N/A	54.00	Horizontal	PASS

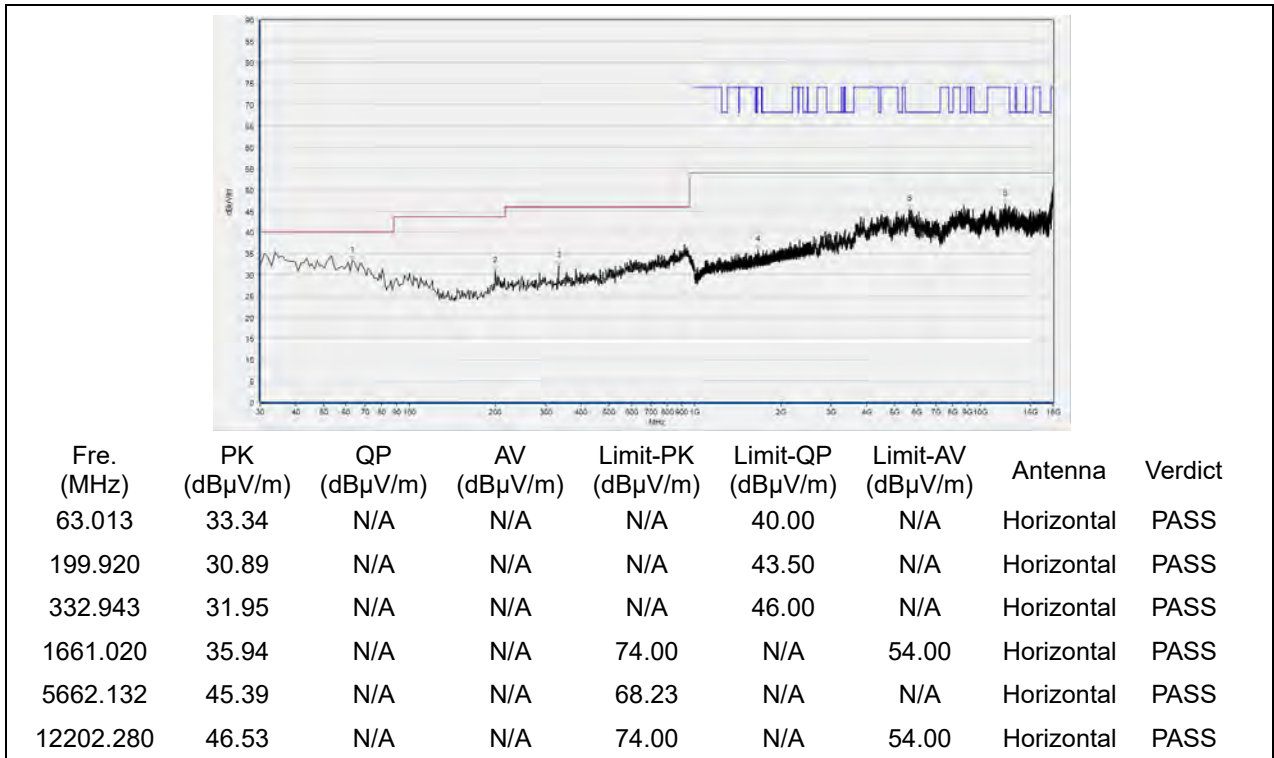
(Antenna Horizontal, 30MHz to 18GHz)



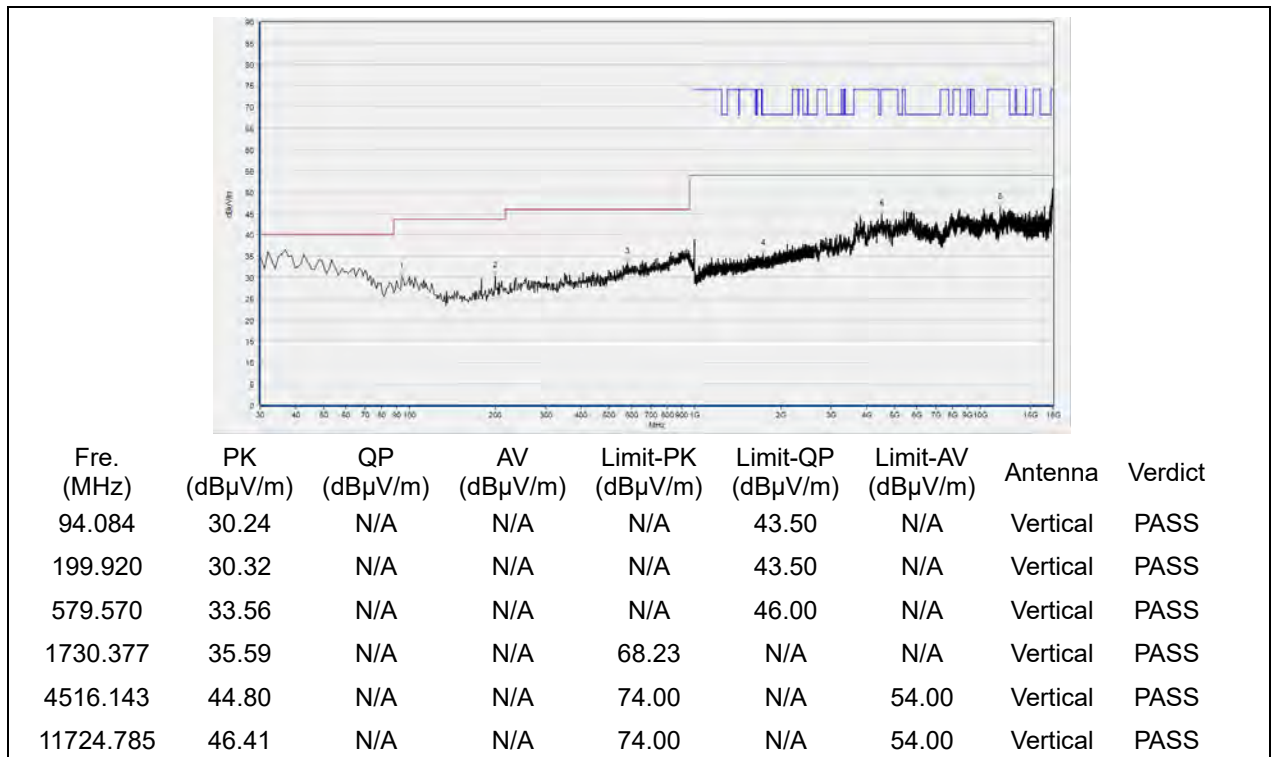
Fre. (MHz)	PK (dBµV/m)	QP (dBµV/m)	AV (dBµV/m)	Limit-PK (dBµV/m)	Limit-QP (dBµV/m)	Limit-AV (dBµV/m)	Antenna	Verdict
106.707	31.08	N/A	N/A	N/A	43.50	N/A	Vertical	PASS
279.540	32.16	N/A	N/A	N/A	46.00	N/A	Vertical	PASS
576.657	33.37	N/A	N/A	N/A	46.00	N/A	Vertical	PASS
1623.141	35.52	N/A	N/A	74.00	N/A	54.00	Vertical	PASS
4257.371	45.81	N/A	N/A	74.00	N/A	54.00	Vertical	PASS
12156.071	46.23	N/A	N/A	74.00	N/A	54.00	Vertical	PASS

(Antenna Vertical, 30MHz to 18GHz)

Plot for Channel 151

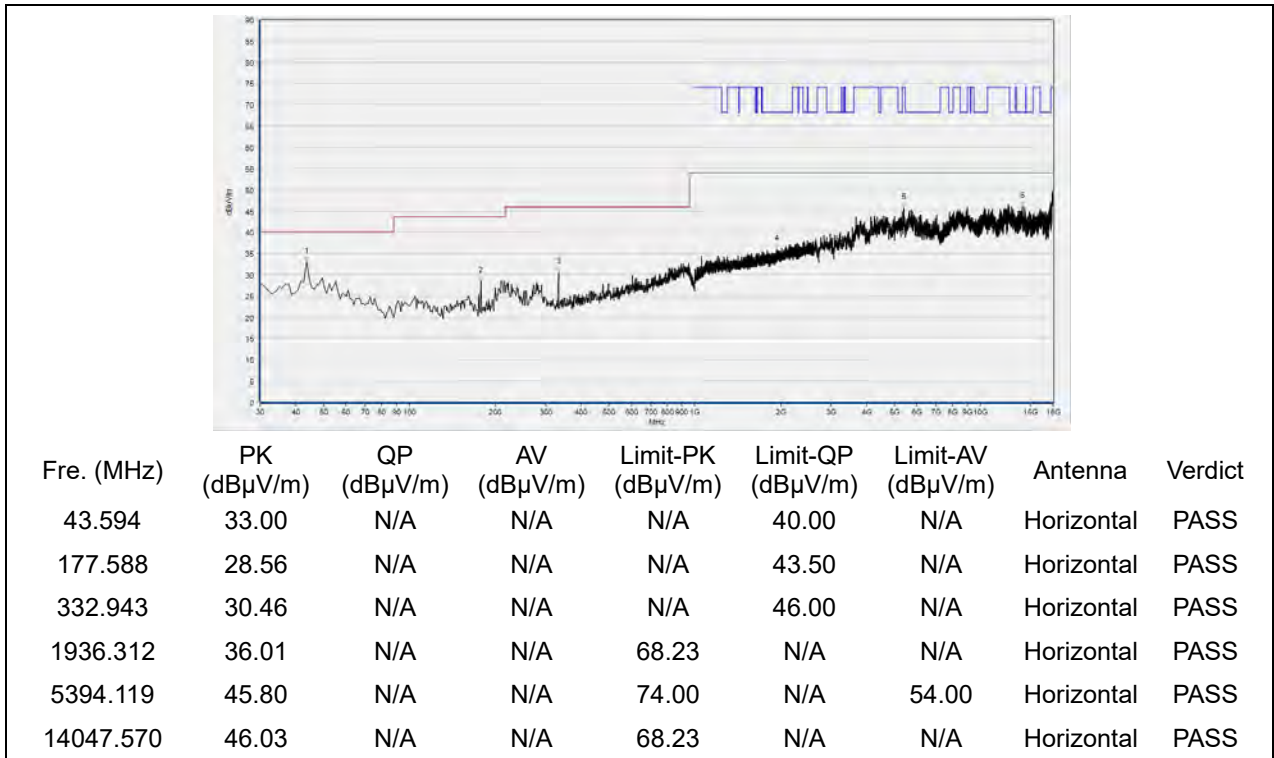


(Antenna Horizontal, 30MHz to 18GHz)

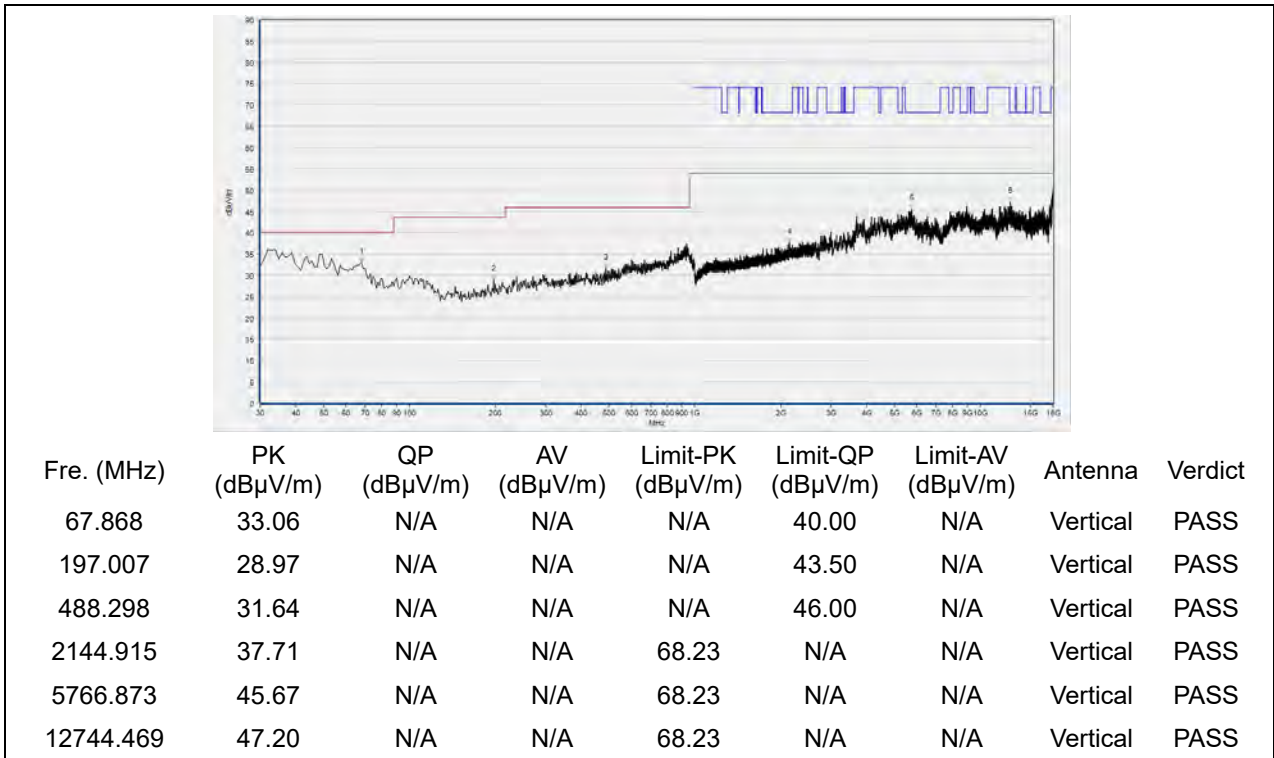


(Antenna Vertical, 30MHz to 18GHz)

Plot for Channel 159



(Antenna Horizontal, 30MHz to 18GHz)

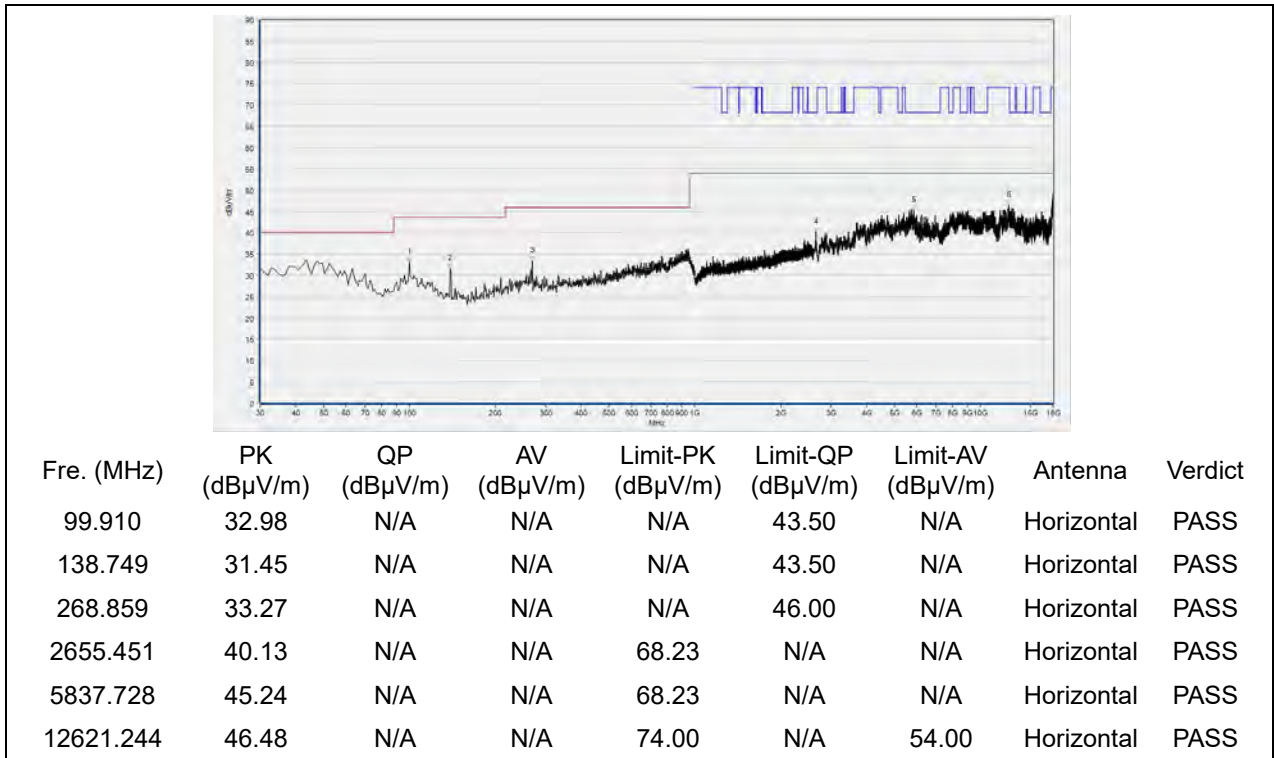


(Antenna Vertical, 30MHz to 18GHz)

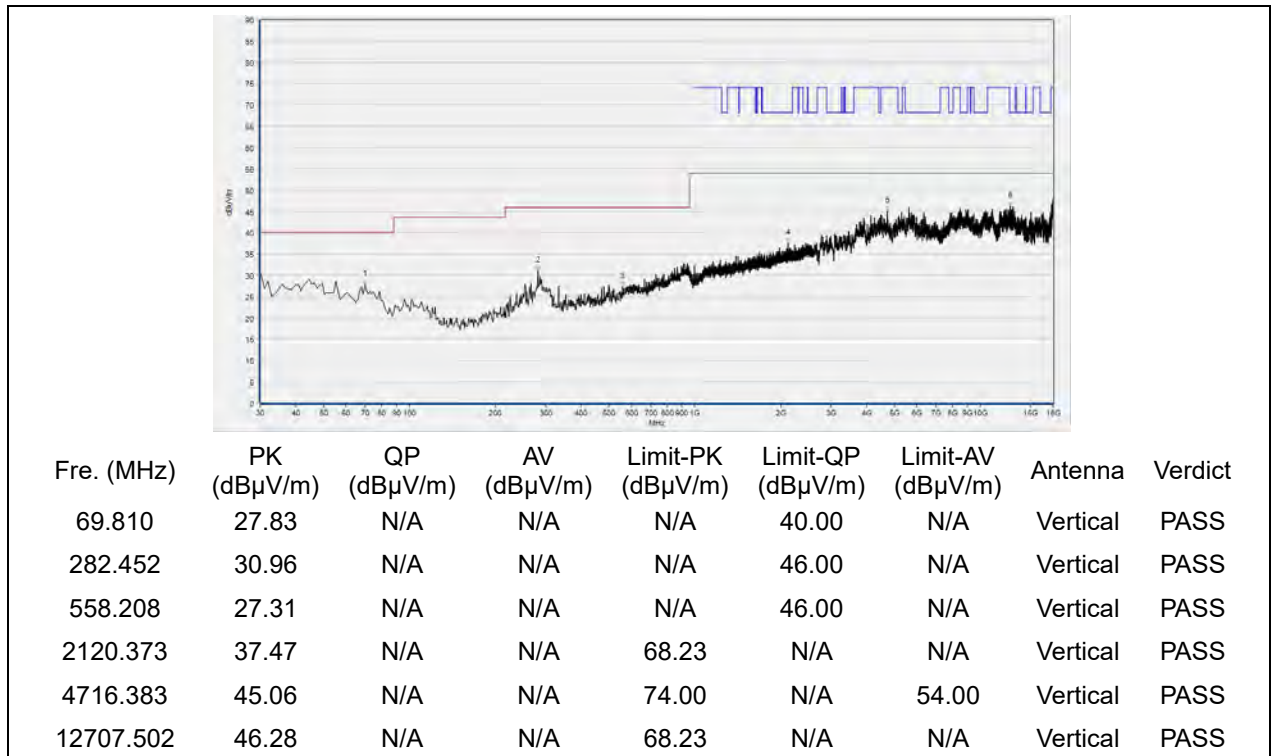


802.11ac (VHT80) Mode

Plot for Channel 42

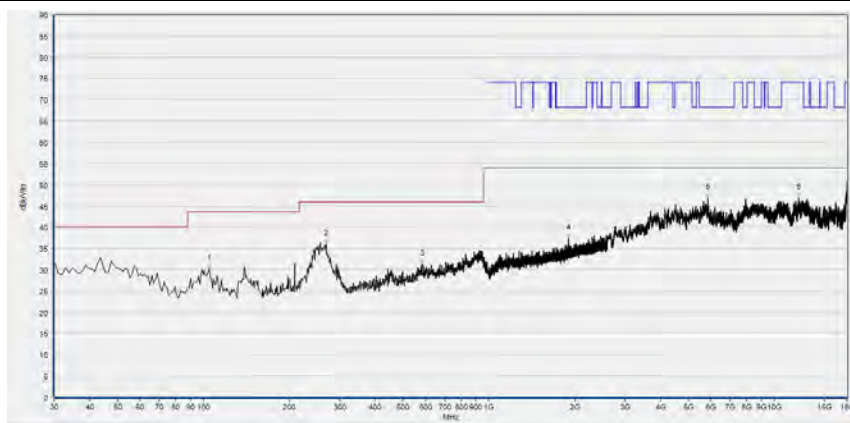


(Antenna Horizontal, 30MHz to 18GHz)



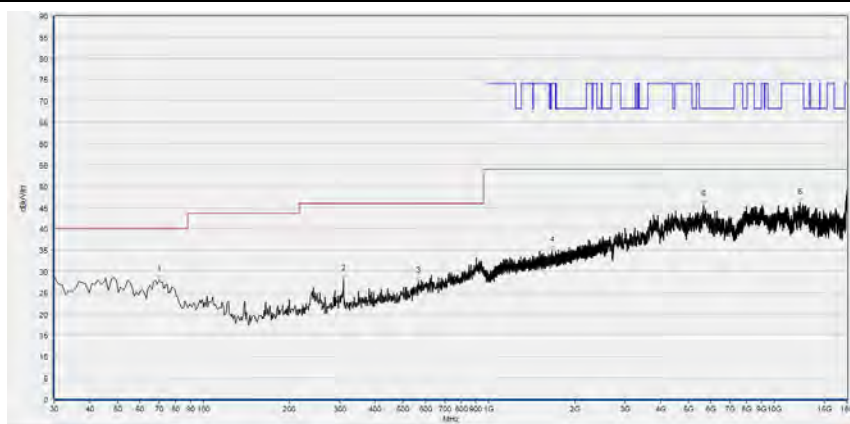
(Antenna Vertical, 30MHz to 18GHz)

Plot for Channel 58



Fre. (MHz)	PK (dBµV/m)	QP (dBµV/m)	AV (dBµV/m)	Limit-PK (dBµV/m)	Limit-QP (dBµV/m)	Limit-AV (dBµV/m)	Antenna	Verdict
104.765	30.16	N/A	N/A	N/A	43.50	N/A	Horizontal	PASS
268.859	36.03	N/A	N/A	N/A	46.00	N/A	Horizontal	PASS
582.482	31.37	N/A	N/A	N/A	46.00	N/A	Horizontal	PASS
1901.100	37.38	N/A	N/A	68.23	N/A	N/A	Horizontal	PASS
5843.889	46.93	N/A	N/A	68.23	N/A	N/A	Horizontal	PASS
12162.232	46.93	N/A	N/A	74.00	N/A	54.00	Horizontal	PASS

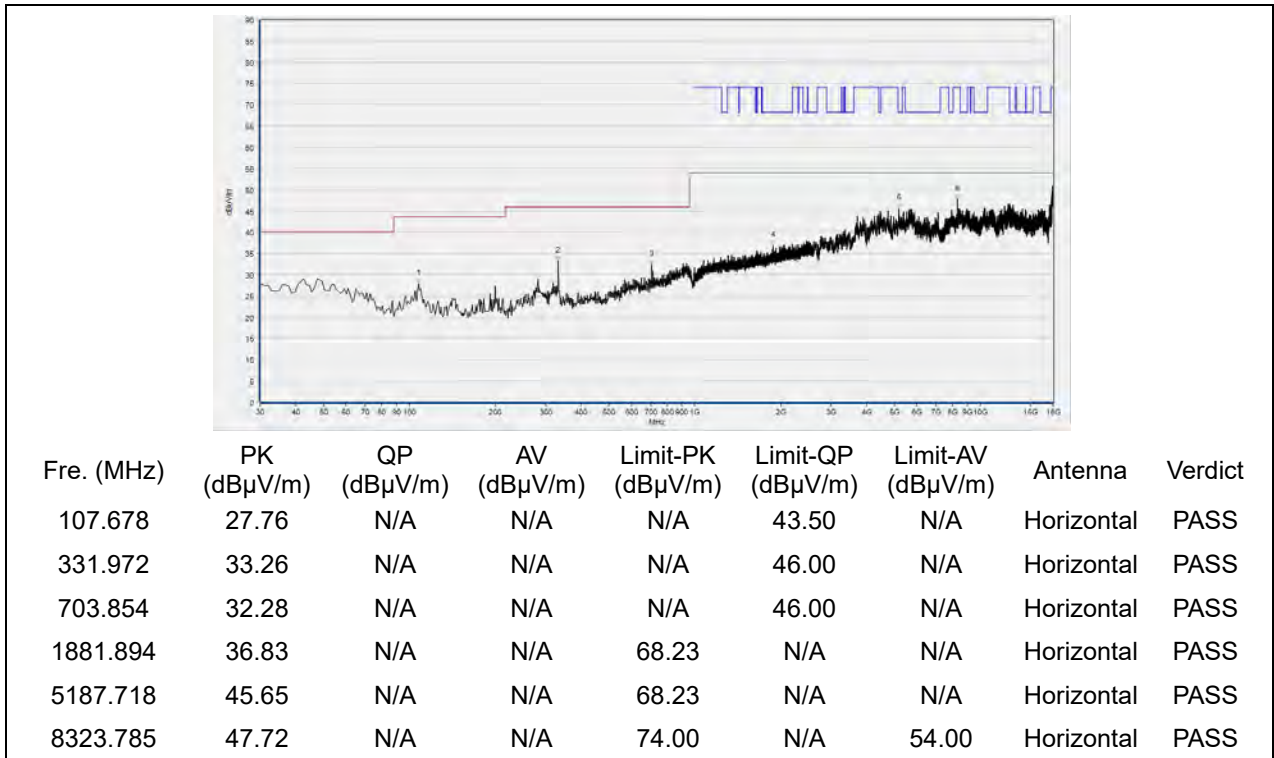
(Antenna Horizontal, 30MHz to 18GHz)



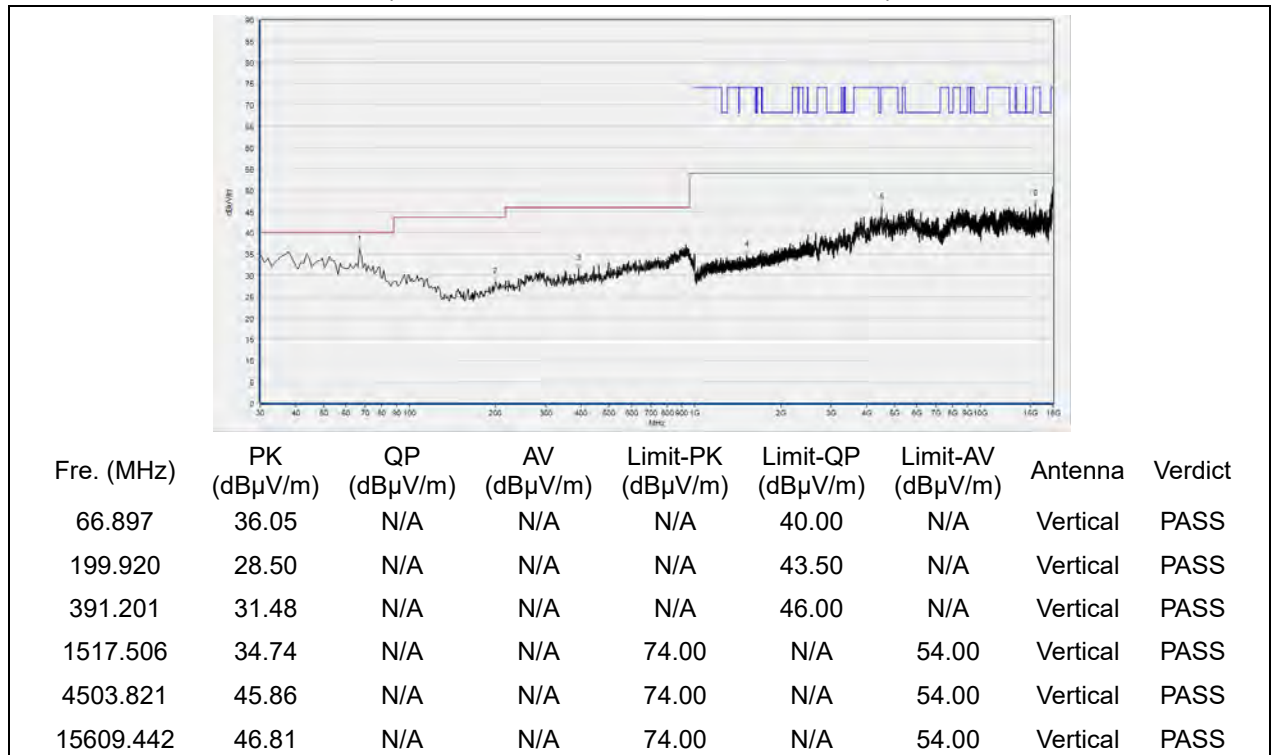
Fre. (MHz)	PK (dBµV/m)	QP (dBµV/m)	AV (dBµV/m)	Limit-PK (dBµV/m)	Limit-QP (dBµV/m)	Limit-AV (dBµV/m)	Antenna	Verdict
69.810	27.94	N/A	N/A	N/A	40.00	N/A	Vertical	PASS
309.640	28.23	N/A	N/A	N/A	46.00	N/A	Vertical	PASS
567.918	27.70	N/A	N/A	N/A	46.00	N/A	Vertical	PASS
1664.755	34.82	N/A	N/A	74.00	N/A	54.00	Vertical	PASS
5640.568	45.60	N/A	N/A	68.23	N/A	N/A	Vertical	PASS
12307.021	46.02	N/A	N/A	74.00	N/A	54.00	Vertical	PASS

(Antenna Vertical, 30MHz to 18GHz)

Plot for Channel 106

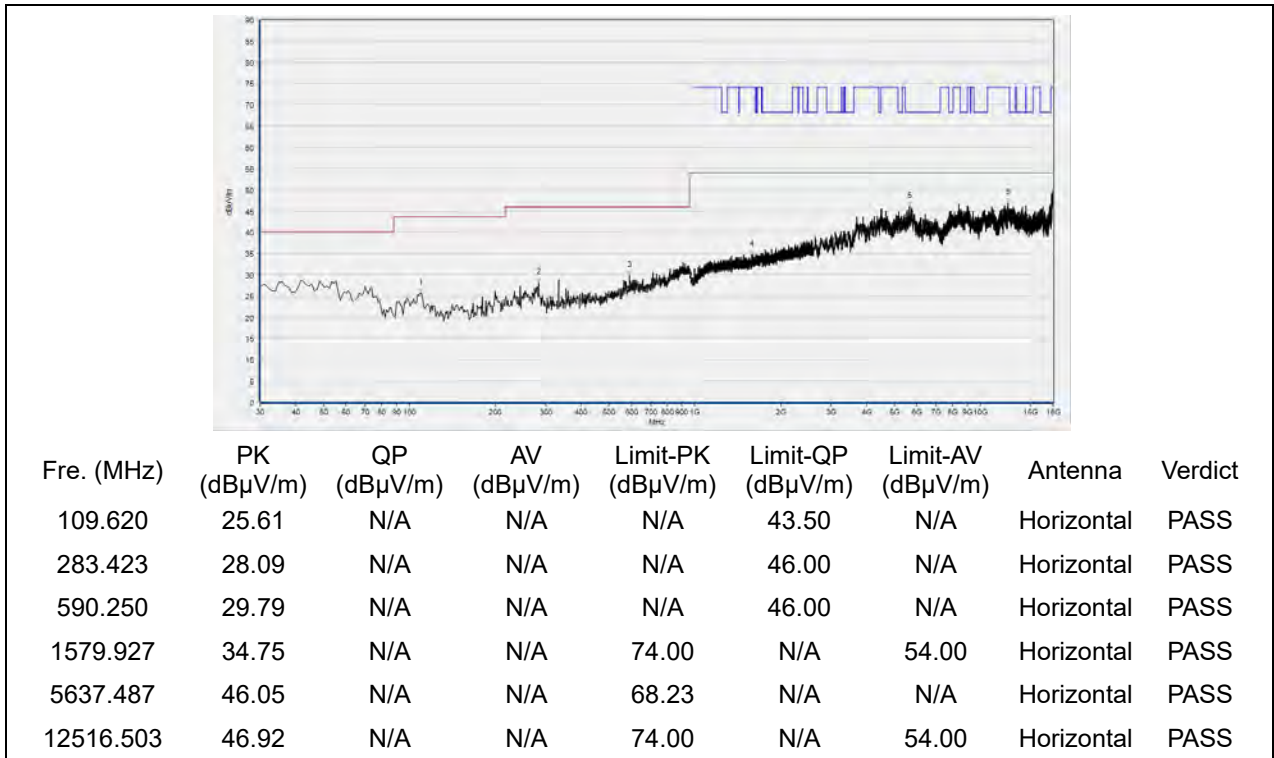


(Antenna Horizontal, 30MHz to 18GHz)

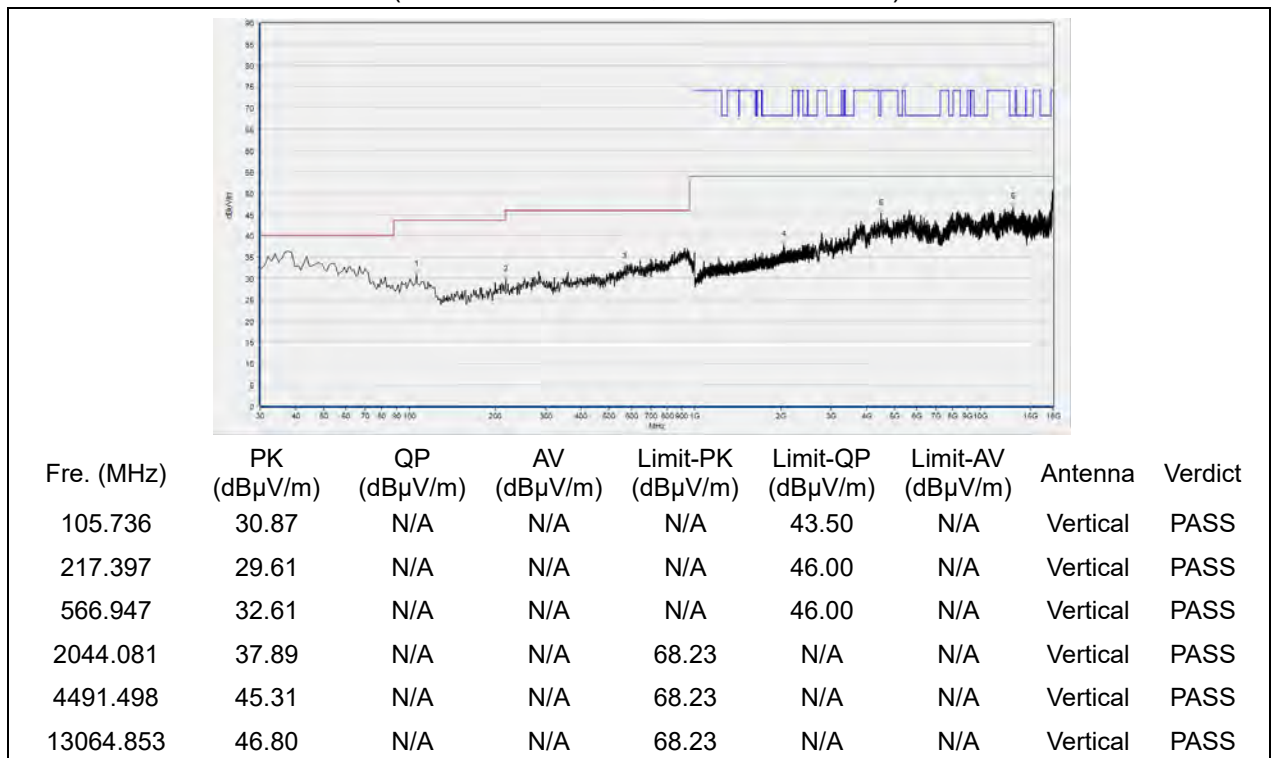


(Antenna Vertical, 30MHz to 18GHz)

Plot for Channel 122

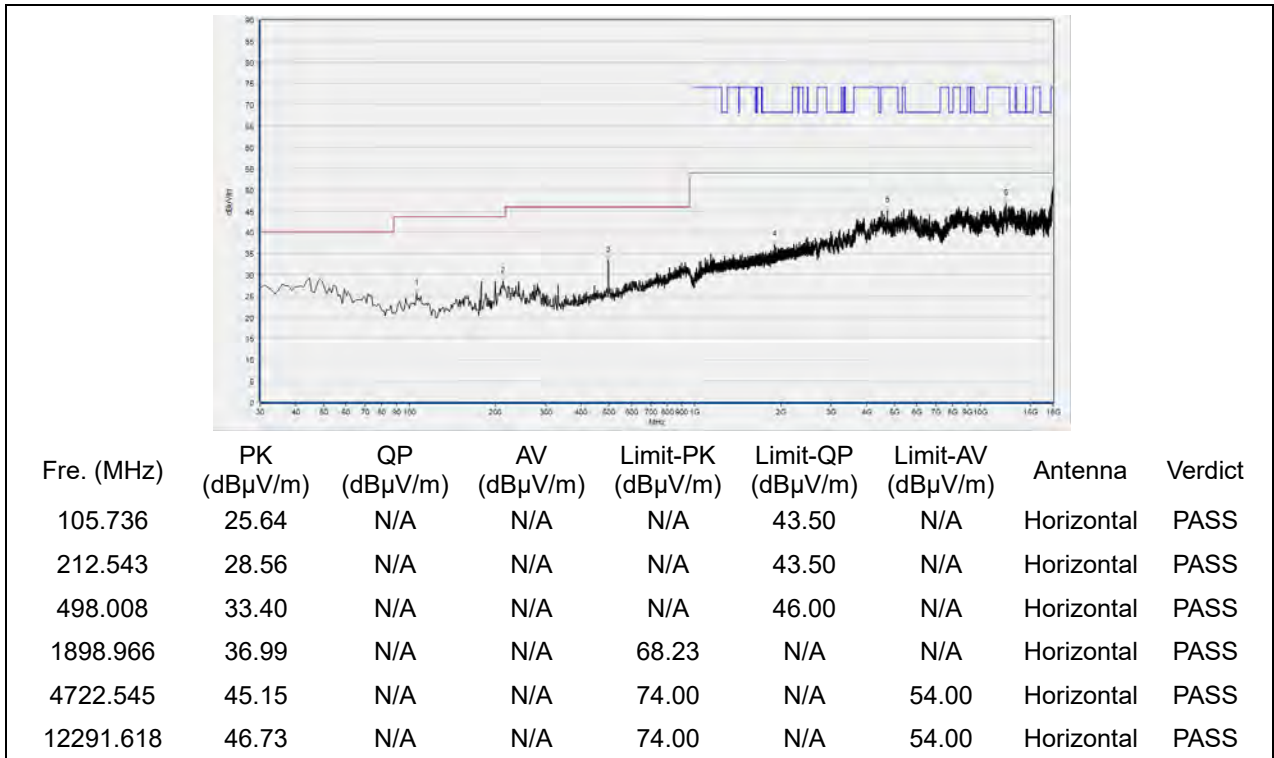


(Antenna Horizontal, 30MHz to 18GHz)

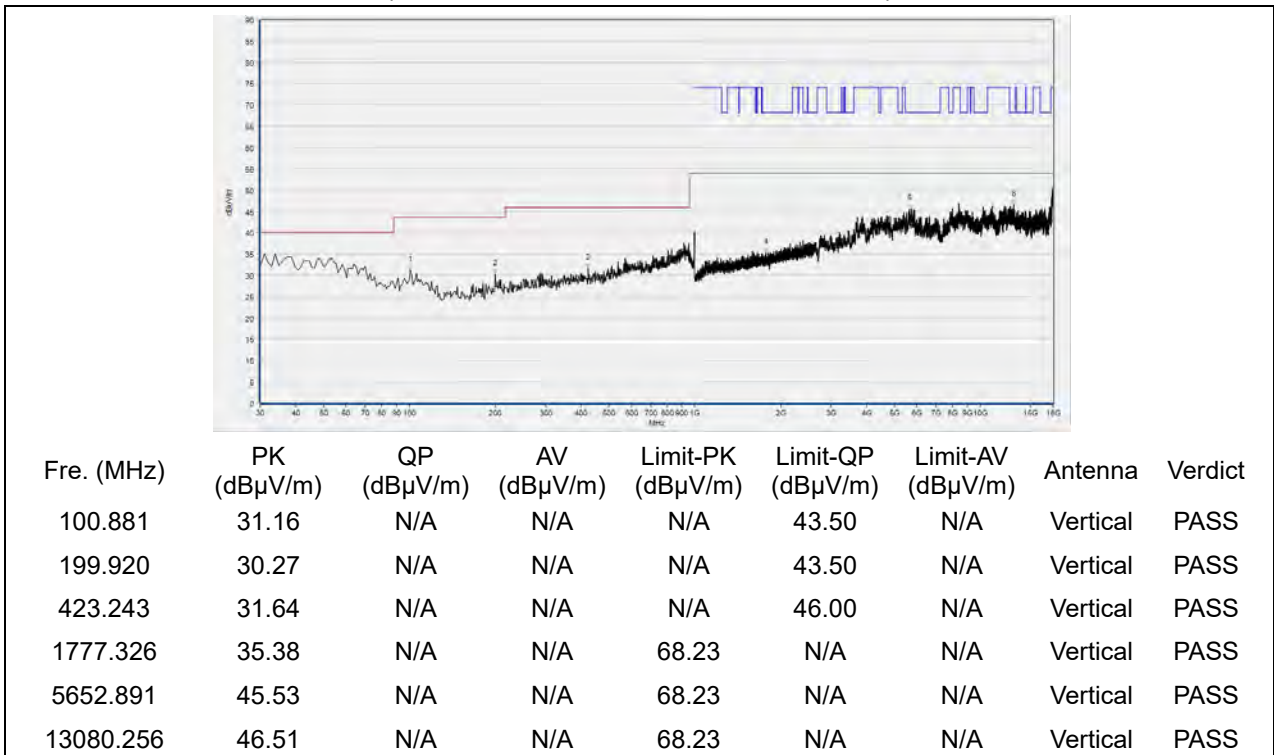


(Antenna Vertical, 30MHz to 18GHz)

Plot for Channel 138

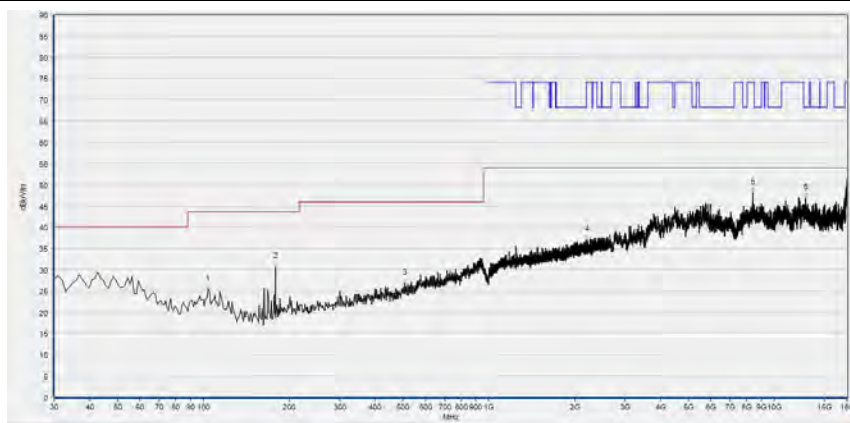


(Antenna Horizontal, 30MHz to 18GHz)



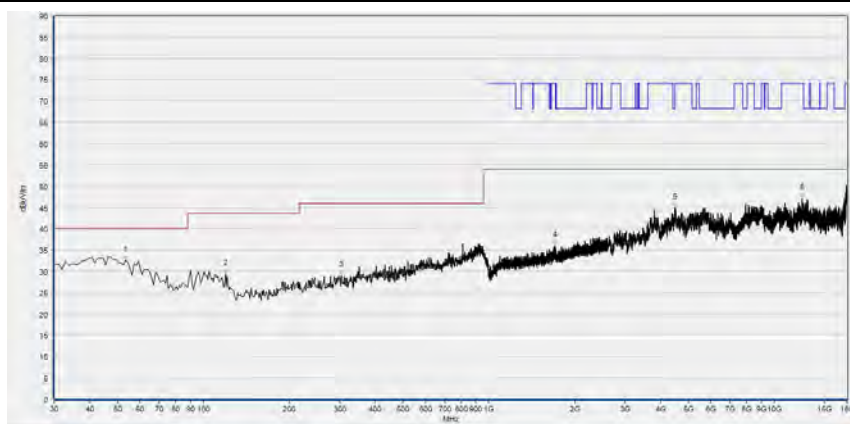
(Antenna Vertical, 30MHz to 18GHz)

Plot for Channel 155



Fre. (MHz)	PK (dBµV/m)	QP (dBµV/m)	AV (dBµV/m)	Limit-PK (dBµV/m)	Limit-QP (dBµV/m)	Limit-AV (dBµV/m)	Antenna	Verdict
103.794	25.24	N/A	N/A	N/A	43.50	N/A	Horizontal	PASS
178.559	30.63	N/A	N/A	N/A	43.50	N/A	Horizontal	PASS
506.747	26.79	N/A	N/A	N/A	46.00	N/A	Horizontal	PASS
2212.137	37.00	N/A	N/A	74.00	N/A	54.00	Horizontal	PASS
8406.961	48.17	N/A	N/A	74.00	N/A	54.00	Horizontal	PASS
12883.097	46.93	N/A	N/A	68.23	N/A	N/A	Horizontal	PASS

(Antenna Horizontal, 30MHz to 18GHz)



Fre. (MHz)	PK (dBµV/m)	QP (dBµV/m)	AV (dBµV/m)	Limit-PK (dBµV/m)	Limit-QP (dBµV/m)	Limit-AV (dBµV/m)	Antenna	Verdict
53.303	32.49	N/A	N/A	N/A	40.00	N/A	Vertical	PASS
119.329	29.27	N/A	N/A	N/A	43.50	N/A	Vertical	PASS
304.785	29.04	N/A	N/A	N/A	46.00	N/A	Vertical	PASS
1701.034	36.11	N/A	N/A	74.00	N/A	54.00	Vertical	PASS
4479.176	44.87	N/A	N/A	68.23	N/A	N/A	Vertical	PASS
12513.423	47.09	N/A	N/A	74.00	N/A	54.00	Vertical	PASS

(Antenna Vertical, 30MHz to 18GHz)

Annex A Test Uncertainty

Where relevant, the following measurement uncertainty levels have been estimated for test performed on the EUT as specified in CISPR 16-1-2:

Test items	Uncertainty
Peak Output Power	$\pm 2.22\text{dB}$
Power spectral density (PSD)	$\pm 2.22\text{dB}$
Bandwidth	$\pm 5\%$
Restricted Frequency Bands	$\pm 5\%$
Radiated Emission	$\pm 2.95\text{dB}$
Conducted Emission	$\pm 2.44\text{dB}$

This uncertainty represent an expanded uncertainty expressed at approximately the 95% confidence level using a coverage factor of $k=2$.



Annex B Testing Laboratory Information

1. Identification of the Responsible Testing Laboratory

Laboratory Name:	Shenzhen Morlab Communications Technology Co., Ltd.
Laboratory Address:	FL.3, Building A, FeiYang Science Park, No.8 LongChang Road, Block 67, BaoAn District, ShenZhen, GuangDong Province, P. R. China
Telephone:	+86 755 36698555
Facsimile:	+86 755 36698525

2. Identification of the Responsible Testing Location

Name:	Shenzhen Morlab Communications Technology Co., Ltd.
Address:	FL.3, Building A, FeiYang Science Park, No.8 LongChang Road, Block 67, BaoAn District, ShenZhen, GuangDong Province, P. R. China

3. Facilities and Accreditations

All measurement facilities used to collect the measurement data are located at FL.3, Building A, FeiYang Science Park, Block 67, BaoAn District, Shenzhen, 518101 P. R. China. The test site is constructed in conformance with the requirements of ANSI C63.10-2013 and CISPR Publication 22; the FCC designation number is CN1192, the test firm registration number is 226174.



4. Test Equipments Utilized

4.1 Conducted Test Equipments

Equipment	Serial No.	Type	Manufacturer	Cal. Date	Due Date
Attenuator 1	N/A	10dB	Resnet	N/A	N/A
EXA Signal Analyzer	MY53470836	N9010A	Agilent	2020.04.01	2021.03.31
USB Wideband Power Sensor	MY54210011	U2021XA	Agilent	2020.04.01	2021.03.31
RF cable (30MHz-26GHz)	CB01	RF01	Morlab	N/A	N/A
Coaxial cable	CB02	RF02	Morlab	N/A	N/A
SMA connector	CN01	RF03	HUBER-SUHNER	N/A	N/A
Temperature Chamber	12108015	DTL-003S101	YOMA	2020.01.08	2021.01.07

4.2 Conducted Emission Test Equipments

Equipment Name	Serial No.	Type	Manufacturer	Cal. Date	Due Date
Receiver	MY56400093	N9038A	KEYSIGHT	2020.03.26	2021.03.25
LISN	812744	NSLK 8127	Schwarzbeck	2020.03.26	2021.03.25
Pulse Limiter (10dB)	VTSD 9561 F-B #206	VTSD 9561-F	Schwarzbeck	2020.07.24	2021.07.23
Coaxial cable(BNC) (30MHz-26GHz)	CB01	EMC01	Morlab	N/A	N/A
Computer	DF2DR A01 DPC	VOSTRO 5370	DELL	N/A	N/A
PC Adapter	N/A	LA45NM1 40	LITEON	N/A	N/A

4.3 List of Software Used

Description	Manufacturer	Software Version
Test system	Townsend	V2.5.77.0418
MORLAB EMCR V1.2	MORLAB	V1.0
TS+ -[JS32-CE]	Tonscend	V2.5.0.0

**4.4 Radiated Test Equipments**

Equipment Name	Serial No.	Type	Manufacturer	Cal. Date	Due Date
Receiver	MY54130016	N9038A	Agilent	2020.07.21	2021.07.20
Test Antenna - Bi-Log	9163-519	VULB 9163	Schwarzbeck	2019.05.24	2022.05.23
Test Antenna - Horn	BBHA9170 #774	BBHA 9170	Schwarzbeck	2019.07.26	2022.07.25
Test Antenna - Loop	1519-022	FMZB1519	Schwarzbeck	2019.02.14	2022.02.13
Test Antenna - Horn	01774	BBHA 9120D	Schwarzbeck	2019.07.26	2022.07.25
Coaxial cable (N male) (9KHz-30MHz)	CB04	EMC04	Morlab	N/A	N/A
Coaxial cable (N male) (30MHz-26GHz)	CB02	EMC02	Morlab	N/A	N/A
Coaxial cable (N male) (30MHz-26GHz)	CB03	EMC03	Morlab	N/A	N/A
Coaxial cable (N male) (30MHz-40GHz)	CB05	EMC05	Morlab	N/A	N/A
1-18GHz pre-Amplifier	61171/61172	S020180L32 03	Tonscend	2020.07.21	2021.07.20
18-26.5GHz pre-Amplifier	46732	S10M100L38 02	Tonscend	2020.07.21	2021.07.20
26-40GHz pre-Amplifier	56774	S40M400L40 02	Tonscend	2020.07.21	2021.07.20
Notch Filter	N/A	WRCG-5150-5350	Wainwright	2020.07.21	2021.07.20
Notch Filter	N/A	WRCG-5470-5725	Wainwright	2020.07.21	2021.07.20
Notch Filter	N/A	WRCG-5725-5850	Wainwright	2020.07.21	2021.07.20



REPORT No.: SZ21070280W04

Equipment Name	Serial No.	Type	Manufacturer	Cal. Date	Due Date
Anechoic Chamber	N/A	9m*6m*6m	CRT	2020.01.06	2023.01.05

_____ END OF REPORT _____