

Test Setup Photographs for the Model No. / PMN: POP

1. Test Setup




Photo 1 Radiated Test Setup below 30 MHz




Photo 2 Radiated Test Setup below 30 MHz




Photo 3 Radiated Test Setup from 30 MHz to 1 GHz




Photo 4 Radiated Test Setup from 30 MHz to 1 GHz




Photo 5 Radiated Test Setup above 1 GHz




Photo 6 Radiated Test Setup above 1 GHz



Photo 7 Test Setup for Transmitter behaviour (Periodic Operation)



Photo 8 Test Setup for Transmitter behaviour (Periodic Operation)