

# REX3DF26/REX3GF26/REX6BS245/ REX3DT581 /Antenna Spec

## 1、Information description

1.1	See the chart of Gain gain and EFFI efficiency in Zigbee2.4 and the data generated in the 2.4-2.5G frequency band for relevant data in the table. The brief description is as follows: An onboard antenna; Antenna gain: 2.4G 1.0dBi; Antenna type: Onboard PCB; Antenna supplier: PCB board factory according to the antenna scheme agreement; Other requirements: See Zigbee Antenna Test report
1.2	See Zigbee antenna test report for relevant data;
1.3	a: Microwave darkroom and network analyzer, CMW500,8960, etc.; b: Antenna model onboard module antenna; c: orientation antenna, PCB circuit control; d: Put the MODULE into the 5*3*3 microwave darkroom, weld SMA outside the Zigbee MODULE and then connect to CMW500, network analyzer, 8960 and other devices for multi-angle and multi-direction testing; e: Instruments and equipment within the validity period; f: See the Zigbee antenna test report, stamped inside;
N/A	

N/A

**2. Antenna specification**

See setup photo for dimensions

**3. Overview**

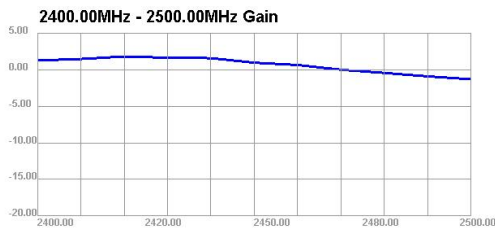
Name of Customer	Rexense
Name of Product	2.4GHz PCB Antenna
model name	REX-ANT001
Test instrument software version	OTATester V5.244.350
Type of measuring instrument	8960 SERIES IO WIRELESS COMMUNICATIONS TEST SET E5071B ENA Series Network Analyzer
Name of the measuring laboratory	Hua Chuangxiang Microwave Laboratory
Test instrument validity time	Instrument validity period: 20230326-20240325
Antenna manufacturer	Shenzhen Huachuangxiang Technology Co., LTD
Antenna manufacturer's Address	403A, South Area, Jingji Yujing Times Building, No. 1, Second Gexi Road, Longcheng Street, Longgang District, Shenzhen
Surveying engineer	Dengzhigang

**4、 3D darkroom laboratory test data**

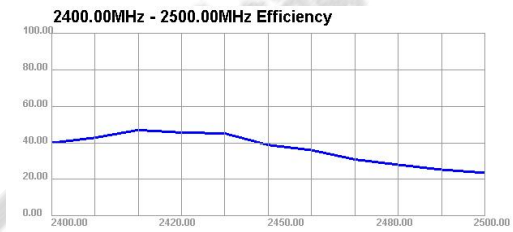
Passive Test For WIFI2.4												
Freq	Effi	Effi	Gain	Gain	UHIS	DHIS	Max	Min	Directivit	Beamwid	AttH	AttV
(MHz)	(%)	(dB)	(dBi)	(dBd)	(%)	(%)	(dB)	(dB)	y	th	(dB)	(dB)
									(dBi)	(3dB)		
2400	39.96	-3.98	1.0	-0.88	18.311	21.65	1.0	-17.16	5.26	0	45.51	45.06
2450	38.83	-4.11	0.96	-1.19	18.27	20.556	0.96	-16.1	5.06	90	45.36	44.92
2500	23.61	-6.27	-1.3	-3.45	11.038	12.568	-1.3	-21.76	4.97	0	45.93	45.51

Note: Effi(%%) and Gain(dBi) are the main parameters for product performance confirmed by 3D darkroom test data.

5、Gain value curve:

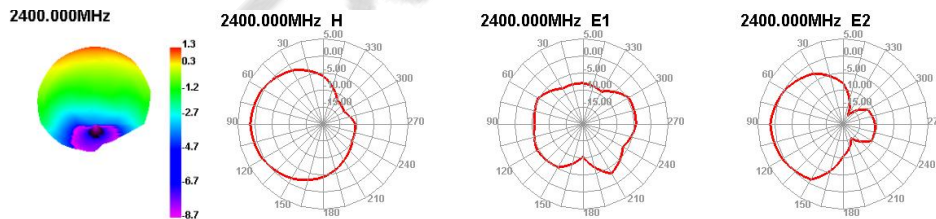


6、Efficiency curve:

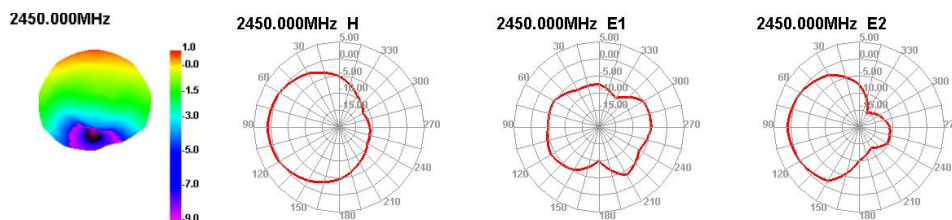


7、Antenna darkroom 2D, 3DRaditation Pattern (Machine data)

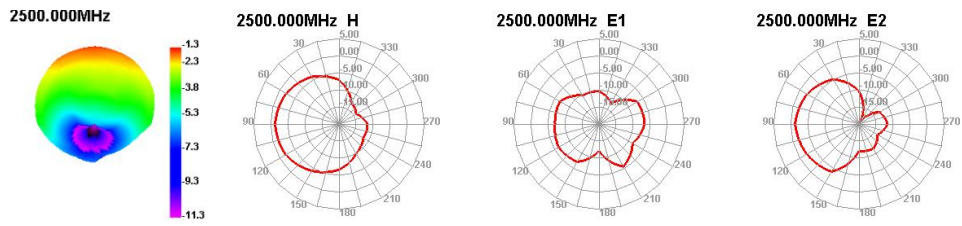
Peak Gain:1.0dBi; Efficiency:39.96%%;  
Frequency and frequency value: 2.40GHz



Peak Gain:0.96dBi; Efficiency:38.83%%  
Frequency and frequency value: 2.45GHz



Peak Gain:-1.3dBi; Efficiency:23.61%  
Frequency and frequency value: 2.50GHz



### 8、Instrument type

Equipment calibration status: ok

### 9、Microwave anechoic chamber Method of measurement: instrument and dark

room

OTA Dark room scene

Unit seal



REXENSE 瑞瀛