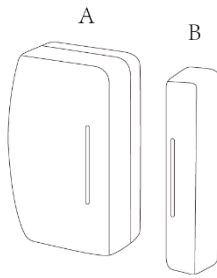


# Door Sensor

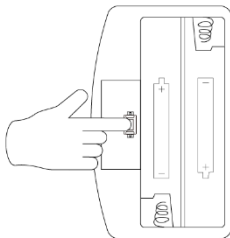


## Setting up your Door Sensor

1. Follow instructions in the Alexa App to set up your Amazon Echo smart speaker.
2. Door Sensor comes with two-part A and B. Press the button at the bottom of part A to open its back cover. Then place two AAA 1.5V Alkaline batteries inside the sensor.



3. Long press the inside button of the sensor to get it in pairing mode. Release the hold until you see the red LED turns on. After you release the hold, LED will change to a blue fast blinking that indicates the Door Sensor is now ready to be setup.

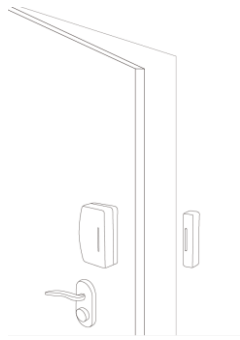


4. Say “Alexa, discover my devices” or configure Door Sensor by using Alexa App to complete the setup.  
(For help and troubleshooting, visit the Alexa app.)
5. Put the part A's back cover back and make sure it is closed well.

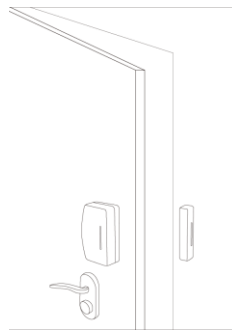
## Using your Door Sensor

1. Dry clean the installation area. Remove the protective layer of the double-side tape of the Sensor's Part A and B. Simply stick the two parts on the door and door frame. Please ensure that the horizontal installation gap between two parts is less than or equal to 5/8 inches.

\* Please stick the sensor indoor, and do not use the sensor with iron door. The two small marks that both parts have on the side should be facing each other, that is, almost in contact.



(Correct)



(Incorrect)

2. When the door opens, you will receive a message like “motion detected” by Alexa App.

For troubleshooting, warranty and safety information, visit [www.3reality.com/devicesupport](http://www.3reality.com/devicesupport)

### **FCC Statement:**

Any Changes or modifications not expressly approved by the party responsible for compliance could void the user's authority to operate the equipment.

This device complies with part 15 of the FCC Rules. Operation is subject to the following two conditions:

- (1) This device may not cause harmful interference, and
- (2) This device must accept any interference received, including interference that may cause undesired operation.

### **FCC Radiation Exposure Statement:**

This equipment complies with FCC radiation exposure limits set forth for an uncontrolled environment. This equipment should be installed and operated with minimum distance 20cm between the radiator& your body.