

Client : **BTL Inc .**

Certificate No: **Z24-60173**

## CALIBRATION CERTIFICATE

Object **DAE4 - SN: 1423**

Calibration Procedure(s) **FF-Z11-002-01  
Calibration Procedure for the Data Acquisition Electronics  
(DAEx)**




Calibration date: **March 17, 2024**

This calibration Certificate documents the traceability to national standards, which realize the physical units of measurements(SI). The measurements and the uncertainties with confidence probability are given on the following pages and are part of the certificate.

All calibrations have been conducted in the closed laboratory facility: environment temperature(22±3)°C and humidity<70%.

Calibration Equipment used (M&TE critical for calibration)

| Primary Standards      | ID #    | Cal Date(Calibrated by, Certificate No.) | Scheduled Calibration |
|------------------------|---------|--|-----------------------|
| Process Calibrator 753 | 1971018 | 14-Jun-23 (CTTL, No.J22X04180)           | Jun-24                |

|                | Name        | Function           | Signature   |
|----------------|-------------|--------------------|---|
| Calibrated by: | Yu Zongying | SAR Test Engineer  |  |
| Reviewed by:   | Lin Hao     | SAR Test Engineer  |  |
| Approved by:   | Qi Dianyuan | SAR Project Leader |  |

Issued: March 19, 2024

This calibration certificate shall not be reproduced except in full without written approval of the laboratory.





Add: No.52 HuaYuanBei Road, Haidian District, Beijing, 100191, China  
Tel: +86-10-62304633-2117  
E-mail: [emf@caict.ac.cn](mailto:emf@caict.ac.cn) <http://www.caict.ac.cn>

### Glossary:

DAE data acquisition electronics  
Connector angle information used in DASY system to align probe sensor X to the robot coordinate system.

### Methods Applied and Interpretation of Parameters:

- *DC Voltage Measurement:* Calibration Factor assessed for use in DASY system by comparison with a calibrated instrument traceable to national standards. The figure given corresponds to the full scale range of the voltmeter in the respective range.
- *Connector angle:* The angle of the connector is assessed measuring the angle mechanically by a tool inserted. Uncertainty is not required.
- The report provide only calibration results for DAE, it does not contain other performance test results.





Add: No.52 Hua YuanBei Road, Haidian District, Beijing, 100191, China  
 Tel: +86-10-62304633-2117  
 E-mail: emf@caict.ac.cn <http://www.caict.ac.cn>

### DC Voltage Measurement

A/D - Converter Resolution nominal

High Range: 1LSB = 6.1μV, full range = -100...+300 mV

Low Range: 1LSB = 61nV, full range = -1.....+3mV

DASY measurement parameters: Auto Zero Time: 3 sec; Measuring time: 3 sec

| Calibration Factors | X                     | Y                     | Z                     |
|---------------------|-----------------------|-----------------------|-----------------------|
| High Range          | 404.534 ± 0.15% (k=2) | 404.757 ± 0.15% (k=2) | 404.578 ± 0.15% (k=2) |
| Low Range           | 3.97938 ± 0.7% (k=2)  | 4.01024 ± 0.7% (k=2)  | 4.02051 ± 0.7% (k=2)  |

### Connector Angle

|   |            |
|---|------------|
| Connector Angle to be used in DASY system | 192° ± 1 ° |
|---|------------|

