



EXHIBIT 2 - EUT EXTERNAL PHOTOGRAPHS

<p>EUT View 1</p>	 <p>A photograph showing three white, circular components of an electronic device (EUT) arranged horizontally on a blue background. A black ruler is placed vertically to the left of the components for scale. The ruler has markings in millimeters and centimeters. The components are connected by a thin, light-colored strip. The leftmost component is a plain white cap. The middle component is a translucent white cap with some internal structure visible. The rightmost component is a white cap with a central circular opening and a small protrusion.</p>
<p>EUT View 2</p>	 <p>A photograph showing the same three white, circular components of the EUT from a different perspective. The components are arranged horizontally on a blue background. A black ruler is placed vertically to the left of the components for scale. The ruler has markings in millimeters and centimeters. The leftmost component is a plain white cap. The middle component is a translucent white cap. The rightmost component is a white cap with a central circular opening and a small protrusion, similar to the one in View 1.</p>


EUT View 3



EUT View 4



EUT View 5



EUT View 6



EUT View 7

