

# NUX

## MP-2 MIGHTY PLUG

Guitar and Bass Amp Modeling  
Earphone Amplifier

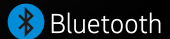


FCC ID: 2A0AA-MP-2

©Cherub Technology Co., Ltd.

All Rights Reserved. No part of this publication may be reproduced, stored in a retrieval system, or transmitted, in any form or by any means, electronic, mechanical, photocopying, recording, or otherwise, without the prior written permission of Cherub Technology Co., Ltd.

[www.nuxefx.com](http://www.nuxefx.com) Made in China



## WARNING

To reduce the risk of fire or electric shock, do not expose this appliance to rain or moisture.

## FCC Warning

This device complies with part 15 of the FCC Rules. Operation is subject to the following two conditions: (1) this device may not cause harmful interference, and (2) this device must accept any interference received, including interference that may cause undesired operation.

Any changes or modifications not expressly approved by the party responsible for compliance could void the user's authority to operate the equipment.

**NOTE:** This equipment has been tested and found to comply with the limits for a Class B digital device, pursuant to Part 15 of the FCC Rules. These limits are designed to provide reasonable protection against harmful interference in a residential installation. This equipment generates, uses and can radiate radio frequency energy and, if not installed and used in accordance with the instructions, may cause harmful interference to radio communications. However, there is no guarantee that interference will not occur in a particular installation.

If this equipment does cause harmful interference to radio or television reception, which can be determined by turning the equipment off and on, the user is encouraged to try to correct the interference by one or more of the following measures:

- Reorient or relocate the receiving antenna.
- Increase the separation between the equipment and receiver.
- Connect the equipment into an outlet on a circuit different from that to which the receiver is connected.
- Consult the dealer or an experienced radio/TV technician for help. The device has been evaluated to meet general RF exposure statement. The device can be used in portable exposure condition without restriction.



The lightning symbol within a triangle means, "Electrical caution!" It indicates the presence of information about operating voltage and potential risks of electrical shock.



The exclamation point within a triangle means, "Caution!" Please read the information next to all caution signs.

## System Overview

Thank you for purchasing NUX MIGHTY PLUG, a versatile amplifier modelling amp-plug with Bluetooth. It allows you to play in complete silence and yet feel surrounded by a high-quality musical sound\*. It also comes with a free mobile application to control the built-in effects, customize and create your tones, and store it.

MIGHTY PLUG provides a variety of effects for electric and bass guitar including the amplifier modelling and speaker cabinet IR's (impulse response). It also comes with an acoustic guitar simulator for electric guitar.

You can customize the presets and create your tone, play along with music, and you can easily connect to your computer to record your Guitar/Bass tracks\*\*

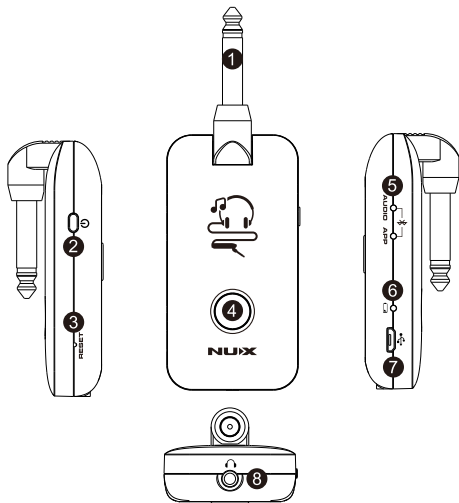
Please read the user manual before using the device and keep this manual for future reference. You can also visit [www.nuxefx.com](http://www.nuxefx.com) for further assistance.

\*Sound quality can be different depending on the headphones/earphones quality.  
\*\*Recording software required. The minimum operating system is WINDOWS 10 for WINDOWS users. There is no minimum operating system requirement for MAC users. Driver free.

## Features

- 13 Amp Models, 20 Impulse Response files; including guitar and bass cabinets and acoustic guitar simulation, 19 variety of effects.
- True Simulation of Analog Circuit by NUX EFX.
- Physical Amp Modeling Algorithm.
- Long Lasting Rechargeable Built-In Li-battery.
- Dual Mode Bluetooth 4.2.
- Bluetooth Audio EQ Scenes.

## Product Interface



- 1 1/4" Phone Plug
- 2 Power Button
- 3 Reset Button
- 4 Adjust Button
- 5 Bluetooth Audio/App Indicator
- 6 Low Battery Indicator
- 7 Micro B USB Port
- 8 1/8" Earphone Jack

## Product Interface

### 1. 1/4-inch (6.35mm) Phone Plug

Sturdy and flexible plug that can fit into all kind of guitar and bass guitars securely. It is compatible to use without blocking the whammy/tremolo bars on Stratocaster\* type of guitars also.

\*Stratocaster is the trademark of Fender Company. We use it to describe the guitar body type and style.

### 2. Power Button

Power Button: Press and hold it for 2 seconds to turn ON/OFF the device.

### 3. Reset Button

In case of system crash or if you want to get back to factory settings, push the RESET BUTTON with a paper clip or a SIM card eject tool.

### 4. Adjust Button

Short press to switch the channel with effect preset.  
Press and hold for 2 seconds to switch GUITAR/BASS mode.

### 5. Bluetooth Audio/App Indicator

You can connect your mobile phone or tablet by Bluetooth to play along with your favorite music either AUDIO or APP mode is selected. Go to your phone/tablet Bluetooth settings and search for MIGHTY PLUG to connect. When the Bluetooth is connected the device is ready for audio streaming only. If you want to control the effects, open the MIGHTY AMP application on your mobile device, go to SETTINGS > CURRENT AMP and choose the MIGHTY PLUG device. AUDIO/APP LED indicators will show you the current status. Now you can customize and store your own presets.

### 6. Low Battery Indicator

When the battery level of MIGHTY PLUG is lower than 5%, the LED indicator flashes in RED.

The LED indicator flashes in GREEN during the charge and when the charging is done, the indicator goes OFF.

MIGHTY PLUG has the Auto-OFF function to protect the battery. The RED indicator blinks for 1 minute when the battery level is almost out of power, and device will be OFF. Please recharge the device as soon as possible to avoid any damage.

(Figure 1)

# Product Interface

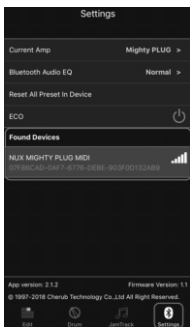


Figure 1

## 7. Micro B USB Port

Micro B USB port is designed for; recharging the device, updating the firmware, audio stream for playing music from your computer, and recording your guitar/bass tracks. Please check [www.nuxefx.com](http://www.nuxefx.com) for the latest firmware updates.

## 8. 1/8-inch (3.5mm) Stereo Earphone Output

Connect your earphone and get the real experience of MIGHTY PLUG effects and sounds in complete silence.

# Operation Guide

## 1. Power ON/OFF MIGHTY PLUG.

Press and hold the Power button for 2 seconds to turn on the device. MIGHTY PLUG runs in ECO (Ecological) mode as default. You can turn the ECO mode OFF on the mobile application. (Figure 2)

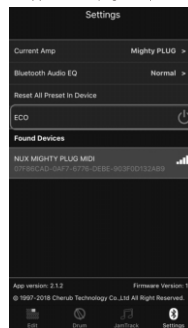


Figure 2

When the ECO Mode is ON the device is automatically OFF:

- If there is no earphone connected for 2 minutes
- Everything is connected but there is no signal from the guitar, Bluetooth or USB audio stream for 6 minutes.

## 2. Choose Channels and Change Guitar/Bass mode

Press the Adjust Button to choose different channels. Hold the Adjust Button for 2 seconds to change Guitar/Bass mode. Alternatively, you can use the "Mighty AMP" app to choose guitar/bass mode.

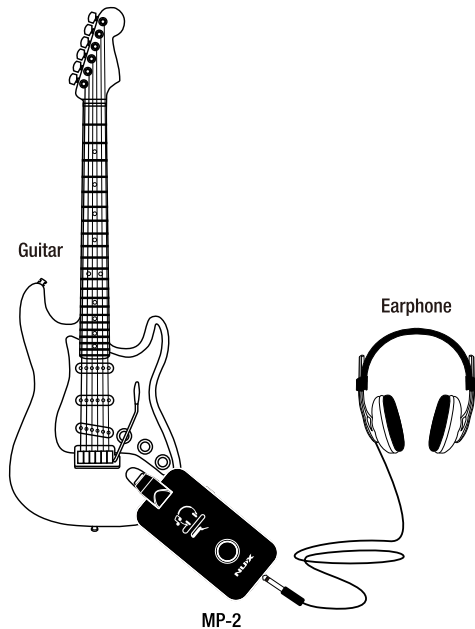
## 3. Customize Your Tone via MIGHTY AMP Application

MIGHTY PLUG is designed to use with the mobile application. You can reach all the effects, amp models and IR's, control the drum beats to jam with high-quality drum patterns in different music styles.

## Connection

---

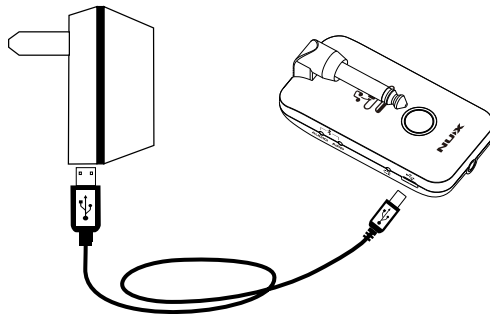
The connection mode is as follows:



## Charging the battery

---

Please use the included Micro-B USB charging cable to charge the battery when the battery level is running low.



### IMPORTANT NOTICE:

Please make sure the MIGHTY PLUG is fully charged before playing for the first time. If you are planning to keep the device without playing for long time, please charge it every 3 months to protect the battery-life performance for future use.

## Specifications :

---

- Current draw: 190mA
- Input impedance:  $1M\Omega$
- Rated power: 125mW x 2
- Frequency response range: 20-20K Hz
- Power supply: Built-in rechargeable LiPo battery 3.7V/1000mAh
- Dimensions: 81(L)x41(W)x30(H)mm
- Weight: 62g

Accessories: User manual USB charging line

\*Specifications and features are subject to change without notice.

### CE mark for European Harmonized Standards

CE Mark which is attached to our company's products of Battery means the product is in fully conformity with the harmonized standard(s) EN 61000-6-3:2007+A1:2011 & EN 61000-6-1:2007 Under the Council Directive 2004/108/EC on Electromagnetic Compatibility.



[www.nuxefx.com](http://www.nuxefx.com) Made in China

## 系统概述

感谢您选购NUX MIGHTY PLUG MP-2，它是一款通配性强的电吉他、电贝斯专用蓝牙音箱模拟效果耳机放大器，它内置了包括音箱模拟以及箱体模拟在内的各种丰富的吉他和贝斯效果供您选用，我们甚至为喜欢木吉他的电吉他手们准备了箱琴吉他模拟功能。MP-2配套的多平台免费应用让您能轻松的选择预设，调整参数，保存设置以及播放伴奏曲。本体在连接电脑后还能变身为USB声卡，让您轻轻松松的完成作品录制。❶ 总之，这是一款能够为您提供一个高品质❷ 的沉浸式静音练习环境的练琴利器。

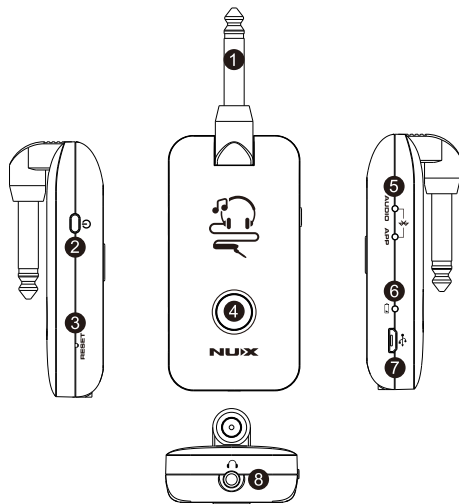
在开始使用本产品前，请您仔细阅读本用户手册并妥善保存本手册以备日后查阅。由于说明书篇幅限制，更多关于产品的使用细节请访问 [www.nuxefx.com](http://www.nuxefx.com)。

- ❶ 您的电脑上必须有录音软件；仅支持Windows10、Mac OS（无版本限制）。
- ❷ 音质会因耳机品质而异。

## 产品特点

- 13种音箱模拟，20种脉冲响应，19种效果
- NUX独特的TSAC算法
- 物理建模音箱模拟算法
- 内置可充电锂电池
- 双模蓝牙4.2版本
- 蓝牙音频场景均衡设置

## 产品介绍



- ❶ 插头
- ❷ 开关按键
- ❸ 复位按键
- ❹ 调节按键
- ❺ 蓝牙指示灯
- ❻ 电池电量指示灯
- ❼ Micro USB 接口
- ❽ 3.5mm耳机接口

## 1.6.35mm 插头

结实而又灵活的插头可以稳固的适用于各种吉他或贝斯的接口，即使是装了摇杆的Stratocaster也没有问题。

\*Stratocaster是Fender公司的注册商标，我们在此引用仅为说明MP-2能与此类吉他适配。

## 2.开关按键

按住此按钮2秒钟开机或者关机。

## 3.复位按钮

如遇死机（按键无任何响应），请使用曲别针或卡针按压此按键将本体恢复到出厂设置。

## 4.调节按钮

短按此按钮来切换通道（带有效果预设）

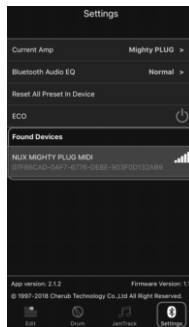
长按此按钮两秒钟来切换吉他/贝斯模式。

## 5. 蓝牙指示灯

您可以将您的智能手机或者平板电脑通过蓝牙与本体连接。若要连接蓝牙音频，请到系统设置中的蓝牙设置菜单中连接；若要连接蓝牙应用，请打开MIGHTY AMP应用，点选“SETTINGS”选择“MIGHTY PLUG”为“Current Amp”，您会在此页面中看到本体名称，点击后将自动建立连接。连接成功后，蓝牙指示灯会亮起。（如图一所示）

## 6.低电量指示灯

当本体电池电量低于5%时，低电量指示灯（红灯）会亮起提示。如果电池即将耗尽，低电量指示灯会开始闪烁并在一分钟内关机以保护电池。此时，请尽快为本体充电：充电时电池指示灯保持绿色常亮，充电完成后电池指示灯会自动熄灭。



图一

## 7.Micro USB 接口

充电接口，同时也可作为数据交换接口连接电脑进行固件升级或连接电脑录音（本体可作为简单的USB声卡使用）。固件升级信息请移步至我司官网产品页面查询。

## 8.3.5mm耳机接口

请将您的耳机插入此接口，MP-2是一款带数字效果及音箱模拟功能的真立体声耳机放大器，可以提供超棒的静音练习体验。



# 操作指南

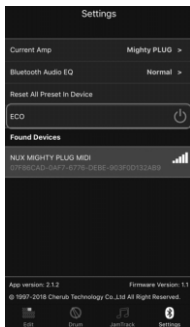
## 1.开/关机

长按开关按键两秒来开启或者关闭本体。

本体默认为省电模式：

如果3.5mm耳机接口没有接入设备，本体会在两分钟内自动关机。

如果超过六分钟没有任何输入信号（如吉他、蓝牙、USB音频串流），本体会自动关机。您可以在配套APP应用中将省电模式（ECO）关闭。（如图二所示）



图二

## 2.选择通道与切换吉他/贝斯模式

短按调节按键可以切换不同通道。

长按调节按键两秒钟可以切换吉他/贝斯模式。

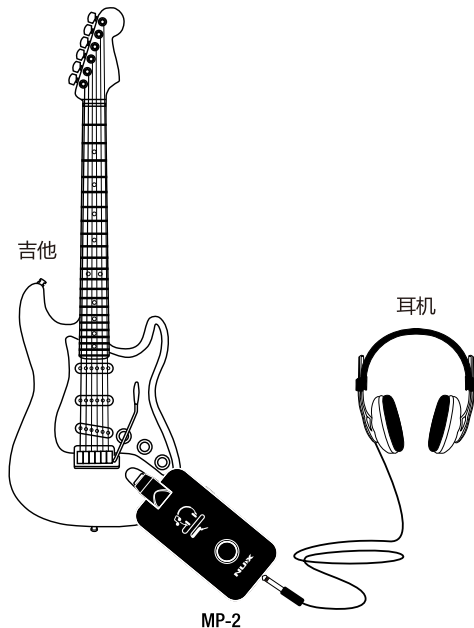
此外，您还可以使用“Mighty APP”应用来选择吉他/贝斯模式。

## 3.使用配套免费应用

MP-2的精髓在于其配套的免费应用，您可以使用它来切换和调整音箱模拟、冲激响应，效果及鼓机参数。更多操作详情请移步至我司官网。

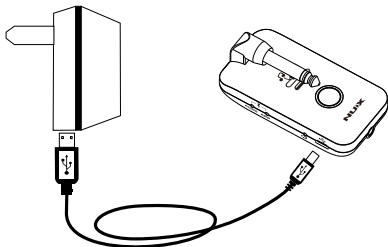
# 产品连接

MP-2连接设备示意图：



# 电池充电

电池电量不足时，请及时用随机附送的Micro-B USB充电线为设备充电。



## ⚠ 注意:

在初次使用本产品前，请先用附送的Micro-B USB充电线给设备充满电。如超过三个月不使用本产品，请至少每三个月给设备充电一次。

## 技术规格

- 电流: 190mA
- 输入阻抗: 1MΩ
- 额定功率: 125mW x 2
- 频率响应范围: 20-20K Hz
- 电源: 内置可充电锂电池3.7V/1000mAh
- 体积: 81(L)x41(W)x30(H)mm
- 重量: 62g

\*技术规格如有变更，恕不另行通知。

## 附件

- 充电线1根
- 使用说明书
- 产品合格证

## 有关产品中所含有害物质的说明

- 本资料就本公司产品中所含的特定有害物质及其安全性予以说明。
- 本资料适用于2007年3月1日以后本公司所制造的产品。

## 环保使用期限



此标志适用于在中国国内销售的电子信息产品，表示环保使用期限的年数，所谓环保使用期限是指在制造日起的规定期限内，产品中所含的有害物质不致引起环境污染，不会对人体、财产造成严重的不良影响。环保使用期限仅在遵照产品使用说明，正确使用产品的条件下才有效。不当的使用，将会导致有害物质泄漏的危险。

## 产品中有毒有害物质或元素的名称及含量

部件名称	有害有毒物质或元素					
	铅(Pb)	汞(Hg)	镉(Cd)	六价铬(Cr(VI))	多溴联苯(PBB)	多溴二苯醚(PBDE)
外壳(壳体)	x	o	o	o	o	o
电子部件(印刷电路板等)	x	o	x	o	o	o
附件(电源线、交流适配器)	x	o	o	o	o	o

○：表示该有害有毒物质在该部件所有均质材料中的含量均在SJ/T11363-2006 标准规定的限量要求以下。  
x：表示该有害有毒物质至少在该部件的某一均质材料中的含量超出SJ/T11363-2006 标准规定的限量要求。  
因根据现有的技术水平，还没有什么物质能够代替它。

## 质量承诺

亲爱的 NUXE 用户：

在您使用 NUXE 产品时，请仔细阅读产品说明书，当您有疑问和困难时，请拨打售后服务热线：

400-990-9866

- 一周内出现质量问题可退货退款
- 一年内出现质量问题可免费维修
- 一月内出现质量问题可调换
- 终身享有咨询和维修服务

[ 请向销售商索取有效购买凭证并予以保存 ]

## 换修政策

一、 包换政策：

1. 消费者自购机之日起1个月之内，在正常使用情况下出现非人为的产品性能故障，且产品外观及包装保持完好，可向所购机的经销商换机。

2. 消费者在换机时应出示由经销商开出的购机收据及保修卡，否则经销商可以不予更换。

二、 保修政策：

产品自购买之日起1年内，可免费享有维修服务。对于超过1年或人为及不可抗力因素造成损坏的产品，我司可提供有偿维修服务。

## 售后服务地址

广东省珠海市高新区唐家湾镇科技九路10号

珠海市蔚科科技开发有限公司 售后服务部

邮编：519085

制造商：深圳市蔚科电子科技有限公司 制造地：深圳市宝安区松岗兴华路6号南海意库1栋507室  
电话：0755-2686 9866 网址：www.nuxe.com 生产商：珠海市蔚科科技开发有限公司  
生产地址：珠海市高新区唐家湾镇科技九路10号 电话：0756-3689866 执行标准：Q/NUXDE 001-2017