


内容见附页

说明:1) V5,修改了FCC内容 2) 材料: 封面200g双铜, 内页105g双铜 封面过哑胶, 装订骑马钉 3) 尺寸: 115(L)x75(W)mm 4) 彩色印刷 5) 请送样品确认。	作废	_____
	作废	_____
	作废	_____
	作废	_____
	作废	_____

日期	19-09-23	名称	B-5RC说明书V5		料号	07901-02002-35014	版本	V5
设计	董海波	文件名	B-5RC说明书V5.cdr		光盘号	_____	材料	
审核		视角	_____	单位	毫米(mm)	颜色	图号	
标准化		 深圳市蔚科电子科技有限公司 CHERUB TECHNOLOGY COMPANY LIMITED			尺寸	+ 0.5mm	密级	普通
批准					公差		第(1)页, 共(9)页	



B-5RC 2.4GHz Wireless System
for Guitar/Bass 2.4GHz无线系统



NUX

WARNING

To reduce the risk of fire or electric shock, do not expose this appliance to rain or moisture.

FCC Warning

This device complies with part 15 of the FCC Rules. Operation is subject to the following two conditions: (1) this device may not cause harmful interference, and (2) this device must accept any interference received, including interference that may cause undesired operation.

Any changes or modifications not expressly approved by the party responsible for compliance could void the user's authority to operate the equipment.

NOTE: This equipment has been tested and found to comply with the limits for a Class B digital device, pursuant to Part 15 of the FCC Rules. These limits are designed to provide reasonable protection against harmful interference in a residential installation. This equipment generates, uses and can radiate radio frequency energy and, if not installed and used in accordance with the instructions, may cause harmful interference to radio communications. However, there is no guarantee that interference will not occur in a particular installation.

If this equipment does cause harmful interference to radio or television reception, which can be determined by turning the equipment off and on, the user is encouraged to try to correct the interference by one or more of the following measures:

- Reorient or relocate the receiving antenna.
- Increase the separation between the equipment and receiver.
- Connect the equipment into an outlet on a circuit different from that to which the receiver is connected.
- Consult the dealer or an experienced radio/TV technician for help.

To maintain compliance with FCC's RF Exposure guidelines, This equipment should be installed and operated with minimum distance between 20cm the radiator your body: Use only the supplied antenna.



The lightning symbol within a triangle means, "Electrical caution!" It indicates the presence of information about operating voltage and potential risks of electrical shock.



The exclamation point within a triangle means, "Caution!" Please read the information next to all caution signs.

System Overview

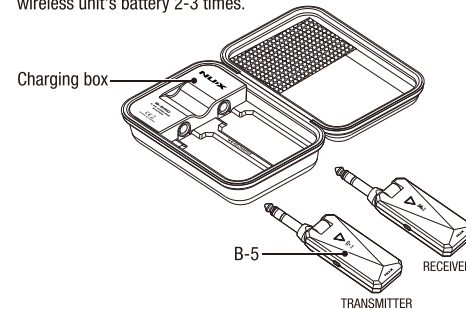
NUX B-5RC wireless guitar system features with automatic setup, 2.4 GHz interference free broadcasting frequency and 24-bit 44.1 kHz high-quality audio transmitting. The signal latency is super low and less than 5 ms. The operation range is around 15 meters 45-feet). It's a super light-weight wireless, mini compact design that fits all types* of electric guitar, electric-acoustic guitar, bass guitar, and ukulele.

*Tested on 25 variety of different instruments, body types, and brands.

The user-friendly matching system makes it easier to use, just turn ON both wireless units and it will be paired within a couple of seconds. Each wireless set has a unique pairing algorithm, it automatically detects each other and configures their own IDs. The signal never interferes with any other wireless including the WIFI* signal.

*Recommended: Please stay 2 meters (6 feet) away from the WIFI router for the best performance.

NUX B-5RC comes with the power case to keep the wireless unit charged. When the power case is fully charged, it can re-charge the wireless unit's battery 2-3 times.



How to operate

-Push and hold the power button to turn ON the transmitter and receiver.
-Before it gets paired automatically, you can see the battery status; if the triangle LED:

- Blinks GREEN – Well Charged (100%~75%).
- Blinks YELLOW –Medium Battery (75%~50%).
- Blinks RED – LowerBattery (50%~25%).
- Flashing RED for 10 times – Low Battery (<25%) , turn off automatically to protect battery life.

▼ LED  Battery (100%~75%)

▼ LED  Battery (75%~50%)

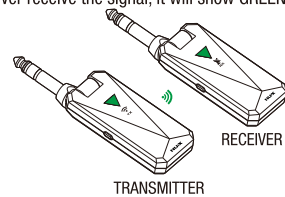
▼ LED  Battery (50%~25%)

▼ LED  Battery (<25%)

*Regularly B-5RC could work around 3.5 hrs since full-charged to low battery.

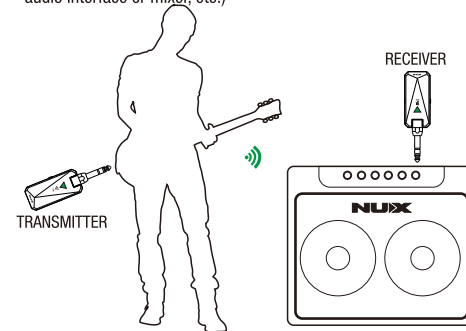
-After 2 seconds, it will be paired automatically, and the receiver triangle LED status will flash GREEN.

*(B-5RC will detect the best channel in 2.4GHz frequency band, if the transmitter and receiver get paired, both will show GREEN. If the receiver doesn't receive signal, receiver's LED will flash RED. Since the receiver receive the signal, it will show GREEN.)

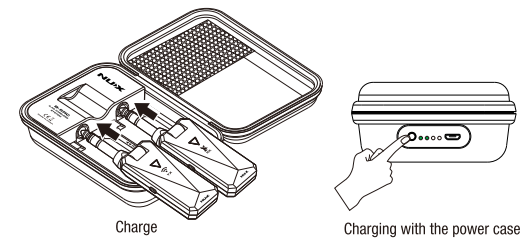


How to operate

-Connect the transmitter to your instrument output, and connect the receiver to the unit where you want to send the signal (amplifier, pedal, audio interface or mixer, etc.)



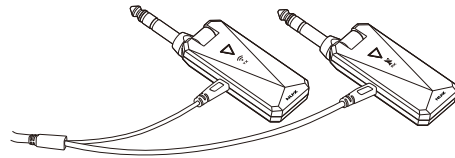
Please turn off the unit (both the transmitter and the receiver,) and put them back to the power case each time after you use it. If the unit's battery is running low, you can press the power button on the power case to activate its charging function. Once the unit is fully charged, the charging function will be shut down automatically. Do remember to recharge the power case once you noticed that there is only 1 indicator light on (low capacity indicator).



How to operate

NOTICE: To recharge the power case, please make sure that your power adapter has a power output of 5V and 1A (or higher).

-You can charge the wireless units directly by using the micro-B USB Y cable (included)

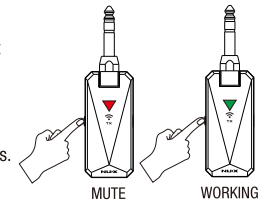


NOTICE: ID MATCH-B-5RC already sets ID matched before shipping, but if you want to use different transmitter or receiver to get paired, please follow the steps to re-set ID match. Turn off the devices, hold the power button of transmitter and receiver for more than 5 seconds, then it will enter to ID match status. Since the receiver blink from RED to GREEN, it finishes ID match.

Function Introduction

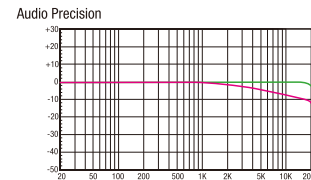
Mute function

-While B-5RC works, press transmitter's power button once, it will enter to MUTE, then the transmitter and receiver will show RED.
-Press transmitter's power button again, it will go back to work status. The transmitter and receiver will show GREEN.



Cabletone function

While B-5RC works, press receiver's power button, the receiver will enter to Cabletone mode.(Receiver's LED indicator will become "Orange".) It simulates around 21 feet (6.4 meters) length cable capacitor effect. (The default is "Regular" mode, if you need Cabletone, please operate the process manually.)



Sweep	Trace	Color	Line Style	Thick	Data	Axis	Comment
3	1	Green	Solid	3	Attr:Ampl	Left	Regular
4	1	Magenta	Solid	3	Attr:Ampl	Left	Cabletone

Auto Off function

If there is no signal till 10 minutes, B-5RC will turn off automatically to save battery power.

NOTE: While you are charging with USB port, B-5RC will stop working, and go to battery charging. LED shows RED as charging, while it's full charged RED LED will turn off.

Specifications

- 2.4 GHz operating frequency
- 24bit 44.1 kHz audio quality
- Low latency signal transmitting, less than < 5ms
- Frequency response 20Hz – 20kHz
- THD+ Noise <0.05% 1kHz @ -10dbFS
- Auto-sleep mode
- Transmitter and receiver: 3.7V/500 mAh
- Battery run time 3.5 hours (approx)
- Power case: 4000 mAh
- Both wireless units can be charged 3+ times
- Dimensions: 107(L)x25(W)x26(H)mm
- Weight: 68g

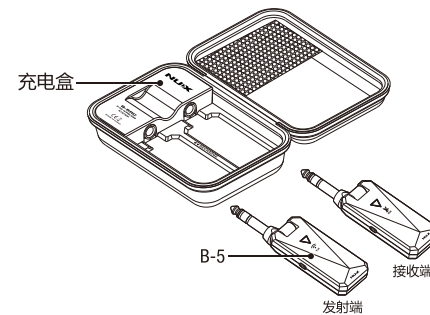
*Specifications and appearance subject to change without notice.

产品介绍

NUX B-5RC是一款基于2.4GHz无线技术的新一代无线系统，它能够以低于5毫秒的超低系统延迟在15米的有效使用距离内实时传输24bit/44.1KHz超高解析度音频信号。新增的自动配频技术①更是能让您免除一切多余设置，真正做到即插即用让您专注享受无线乐趣。全新的外观及电路设计，使得它能广泛应用于各类②电吉他、电箱琴、贝斯以及尤克里里等乐器。此外，NUX B-5RC还随箱附送充电收纳包，充电收纳包在满电状态下可为本体充电2至3次。

注①：本品能够自动配置当前使用环境下最佳的通讯信道并自动完成配对以避免出现信号串扰的情况。为了最佳使用体验我们建议您在使用的本品时与大功率2.4GHz无线路由器保持2米及以上距离

注②：本品在制造之初，已经在多达25款不同类型、不同箱体以及不同品牌的乐器上验证过。



操作指南

- 按下发射端与接收端的电源键开关机。
- 在自动对频配对完成前，您可以依据本体的LED指示灯来判断电池电量：
 - 闪烁绿色：电池电量约为75%~100%。
 - 闪烁黄色：电池电量约为50%~75%。
 - 闪烁红色：电池电量约为25%~50%。
 - 持续闪烁红色：电池电量低于25%，此时本体会自动关机，请立即为本体进行充电。

▼ LED  电池电量 (100%~75%)

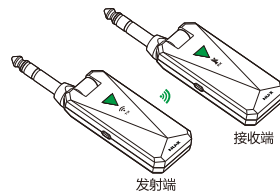
▼ LED  电池电量 (75%~50%)

▼ LED  电池电量 (50%~25%)

▼ LED  电池电量 (<25%)

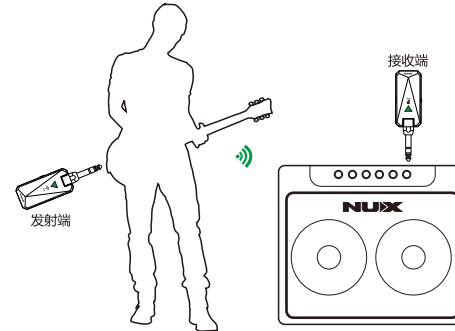
注：满电状态下，本体可持续工作约3.5小时。

- 开机约2秒后，本体可完成自动配频。（配频过程中，发射端与接收端的指示灯均会闪烁绿色；配频完成后，发射端与接收端的LED指示灯会保持绿色。如果接收端未能接收到来自于发射端的信号，接收端指示灯会闪烁红色直至完成配频。）

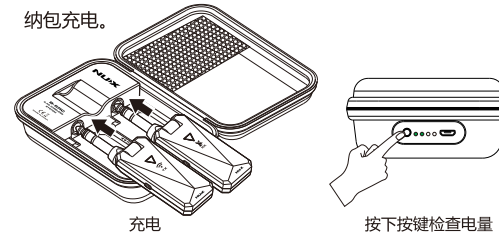


操作指南

- 将发射端连接至乐器的信号输出接口，将接收端连接至您的音箱、效果器或是录音声卡等设备的信号输入接口。



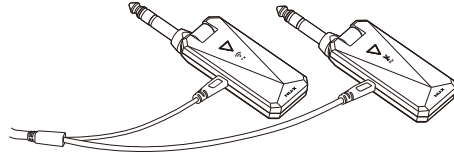
- 使用完毕后，请将本体从其他设备上拔下并放回充电收纳包内，充电收纳包会自动为本体充电。按下充电收纳包上的电源检查按钮即可获悉充电收纳包的剩余电量信息，当充电收纳包电量不足时您可以使用随机附送的Micro-USB线为充电收纳包充电。



操作指南

-当然，您还可以使用附送的Micro-USB线直接为本体进行充电。

注：直接充电时，B-5RC本体将无法工作。

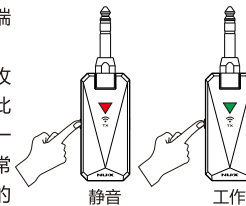


注意：NUX B-5RC本体在出厂前已经完成一对一加密配对，如果您拥有一套以上B-5RC并且想要混合搭配使用请依据如下步骤完成加密配对重设：关闭本体后同时按下发射端与接收端的电源键5秒以上进入加密配对重设，完成重设后本体指示灯变绿。

功能详解

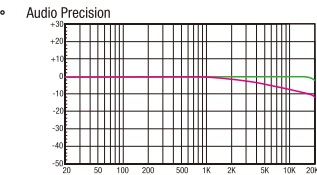
静音模式

使用过程中您可以按压发射端的电源键一次以进入静音模式。静音模式下发射端与接收端的指示灯均会变为红色。此时再次按压发射端的电源键一次以恢复正常工作模式，正常工作模式下发射端与接收端的指示灯会变为绿色。



线材音色模拟功能

使用过程中您可以按下接收端的电源键一次以开启线材音色模拟功能（功能激活后接收端的指示灯会变橙色）。本功能默认关闭，如您想要体验请手动激活，激活后本体输出音色特征基本与您使用导线（长约6.4米）时的音色特征保持一致。



Sweep	Trace	Color	Line Style	Thick	Data	Axis	Comment
3	1	Green	Solid	3	Atrr.Ampl	Left	Regular
4	1	Magenta	Solid	3	Atrr.Ampl	Left	Cabletone

自动关机

-如果本体连续10分钟没有检测到有效输入信号，本体会自动关机以节省电量。

技术规格

- 无线频段：2.4GHz ISM 频段
- 信号采样：24bit/44.1kHz采样率
- 系统延迟：低于5ms
- 频率响应范围：20Hz – 20kHz
- 总谐波失真加噪声：<0.05% 1kHz @ -10dbFS
- 使用时长：约3.5小时
- 本体电池容量：3.7V/500mAh
- 充电收纳包电池容量：4000mAh
- 体积：108(长)x30(宽)x21(高)mm
- 重量：68克

附件

- Y形充电线1根
- 使用说明书
- 产品合格证

*技术规格如有变更，恕不另行通知。

有关产品中所含有害物质的说明

- 本资料就本公司产品中所含的特定有害物质及其安全性予以说明。
- 本资料适用于2007年3月1日以后本公司所制造的产品。

环保使用期限



此标志适用于在中国国内销售的电子信息产品。表示环保使用期限的年数。所谓环保使用期限是指在制造日起的假定期限内，产品中所含的有害物质不致引起环境污染，不会对人身、财产造成严重的不利影响。环保使用期限仅在遵照产品使用说明、正确使用产品的条件下才有效。不当的使用，将会导致有害物质泄漏的情况。

产品中有毒有害物质或元素的名称及含量

部件名称	有害有毒物质或元素					
	铅(Pb)	汞(Hg)	镉(Cd)	六价铬(Cr(VI))	多溴联苯(PBB)	多溴二苯醚(PBDE)
外壳(壳体)	x	o	o	o	o	o
电子部件(印刷电路板等)	x	o	x	o	o	o
附件(电源线、交流适配器)	x	o	o	o	o	o

o：表示该有害有毒物质在该部件所有均质材料中的含量均在SJ/T11363-2006标准规定的限量要求以下。
x：表示该有害有毒物质至少在该部件的某一均质材料中的含量超出SJ/T11363-2006标准规定的限量要求。
因根据现有的技术水平，还没有什么物质能够代替它。

质量承诺

亲爱的 **NUX** 用户：

在您使用 **NUX** 产品时，请仔细阅读产品说明书，当您有疑问和困难时，请拨打售后服务热线：

400-990-9866

- 一周内出现质量问题可退货退款
- 一年内出现质量问题可免费维修
- 一月内出现质量问题可调换
- 终身享有咨询和维修服务

(请向销售商索取有效购买凭证并予以保存)

换修政策

一、包换政策：

1. 消费者自购机之日起1个月之内，在正常使用情况下出现非人为的产品性能故障，且产品外观及包装保持完好，可向所购机的经销商换机。
2. 消费者在换机时应出示由经销商开出的购机收据及保修卡，否则经销商可以不予更换。

二、保修政策：

1. 产品自购买之日起1年内，可免费享有维修服务。对于超过1年或人为及不可抗力因素造成损坏的产品，我司可提供有偿维修服务。

售后服务地址

广东省珠海市高新区唐家湾镇科技九路10号
珠海市蔚科科技发展有限公司 售后服务部
邮编：519085

制造商：深圳市蔚科电子科技有限公司 制造商地址：深圳市南山区蛇口兴华路6号南海尊岸1栋507室
电话：0755-2686 9866 网址：www.nuxfx.com 生产地：珠海市蔚科科技发展有限公司
生产厂地址：珠海市高新区唐家湾镇科技九路10号 电话：0756-3689866 执行标准：QJW602 001-2017