



**NUX**

# B-2

**2.4GHz Wireless System**

2.4GHz 无线系统

## **WARNING**

To reduce the risk of fire or electric shock, do not expose this appliance to rain or moisture.

## **CAUTION**

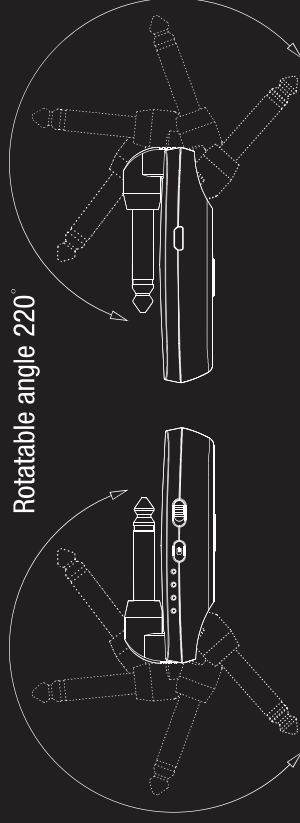
This equipment has been tested and found to comply with the limits for a Class B digital device pursuant to Part 15 of FCC Rules. Operation is subject to the following two conditions: (1) This device may not cause harmful interference, and (2) this device must accept any interference received, including interference that may cause undesired operation.



The lightning symbol within a triangle means, "Electrical caution!" It indicates the presence of information about operating voltage and potential risks of electrical shock.



The exclamation point within a triangle means, "Caution!" Please read the information next to all caution signs.



Rotatable angle 220°

## Contents

---

System Overview.....	02
2.4GHz Wireless.....	03
Getting Started.....	06
What's more.....	11
Specification .....	14

## System Overview

---

- 32 bit/ 48KHz Hi-Res sound quality
- Super Low Latency: < 5ms
- Range: ≥100 feet Line-0-site outdoors
- Frequency Response: 20-20KHz, +1dB/-3dB
- Operating Band: 2.4GHz ISM Worldwide
- THD+ Noise: <0.05% (1KHz@-10dbFS)
- 4 Channels
- Auto Sleep/Wake Up mode: The transmitter will enter to Sleep Mode if there is no signal for 10 seconds.
- Battery Run Time: 6-20 Hours (depends on the operating situation)

## 2.4GHz Wireless

Since the B-2 is a 2.4GHz wireless system, please avoid placing the transmitter and receiver next to other RF transmitting equipment. We recommend that you install the B-2 Transmitter and Receiver at least 3 meters(10 ft) away from RF transmitters, i.e. Wi-Fi routers.

**Notice:** If the environment is full of RF transmitters, sometimes B-2 will meet interference.

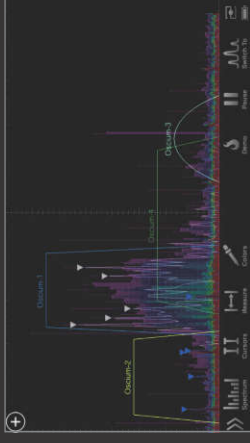
## 2.4GHz Wireless

You could check 2.4GHz environment on smart phones via these applications:

iOS



WiPry

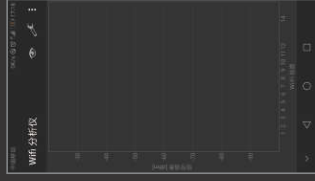
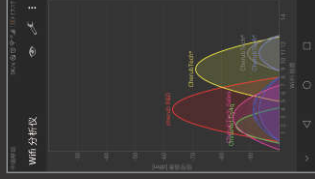
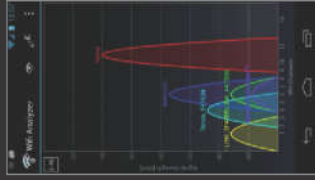


## 2.4GHz Wireless

Android



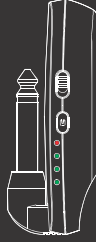
Wifi Analyzer



## Getting Started

1. Charge the battery of Transmitter and Receiver.

If the device is turned "OFF", while charging the device will show battery status while charging as below:



○ ○ ○ ○

Low Battery

○ ○ ○ ○

Around 50% Battery

○ ○ ○ ○

Around 75% Battery

○ ○ ○ ○

Approach to 100% Battery

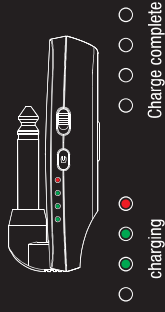
### NOTE:

The duo pin USB cable is mainly for charging, please use this to connect with the device as below:



## Getting Started

If the device is turned "ON", while charging the device will show red to remind you in charging. Red light will turn off while full battery.




### ! NOTE:

Our product uses Li-polymer battery, before using the product, please charge the battery first. When not using for a long period, charge or activate it in 3 months.

## Getting Started

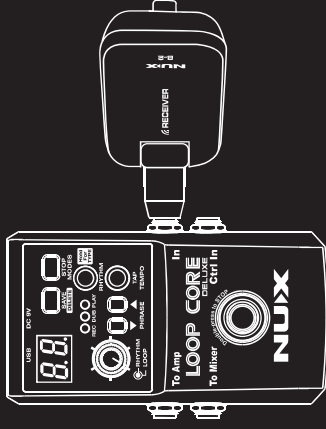
2. Plug the transmitter into a guitar.

The transmitter will flash 5 times to enter transmitting status. The LED indicator is "ON" while transmitting.



## Getting Started

3. Plug the receiver into an amplifier or EFX unit. The receiver will flash 5 times to enter receiving status. The LED indicator is “ON” while receiving stably, the LED indicator will flash if the signal is too weak.



## Getting Started

4. Set up the transmitter and receiver are in the same channel.

Press the channel button could choose channel number. The LED indicator will show channel status, please make sure transmitter channel matches receiver channel.


**\*Note:** The preset is channel 1 while you turn on the device. We suggest you use channel 1 if you don't meet any RF interference.

**Notice:** While “Low Battery”, the Red LED will flash, then the device will run out of battery in 10 minutes.



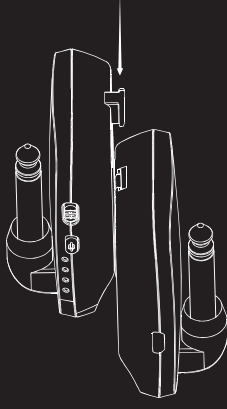
## What's more

1. The B-2 transmitter could send the signal to several B-2 receivers, you could use that to connect to 2 amplifiers as stereo while you play on stage.




## What's more

2. The B-2 wireless system has great incorporation design, it's compact and easy to put into your guitar bag or pedal board.



## What's more

3. The structure is perfect to put on Stratocaster even with whammy bar.  
\*Stratocaster is the trade mark belong to Fender brand.



## Specification

- Input Impedance:  $1M\Omega$
- Built-in Li-ion battery: 750mAh
- Frequency response: 20Hz-20kHz
- 2.4GHz ISM band
- Dimensions: 73(L)x40(W)x55(H)mm
- Weight: 57g

Accessories: User manual, USB charging line

\*Specifications and appearance subject to change without notice.

### CE mark for European Harmonized Standards

CE Mark which is attached to our company's products of Battery means the product is in fully conformity with the harmonized standard(s) EN 61000-6-3:2007+A1:2011 & EN 61000-6-1:2007 Under the Council Directive 2004/108/EC on Electromagnetic Compatibility.

©2017 Cherub Technology-All rights reserved. No part of this publication may be reproduced in any form without prior written permission of Cherub Technology.



[www.nuxefx.com](http://www.nuxefx.com)

Made in China

**请注意！重要安全说明。**  
在连接使用前，阅读以下说明。

 **警告：**为减少火灾或触电的危险，请勿将本设备置于雨中或潮湿的地方。

 **注意：**为降低火灾或触电的危险，请勿拆卸螺丝。内部没有用户可维修的部件。请咨询合格的维修人员来修理。

1. 只能使用附带的电源或电源线。如果您不确定可用的电源类型，请咨询您的经销商或当地的电力公司。
2. 请勿放置在热源附近，如散热器，电热器，或任何产生热量的设备。
3. 防止物体或液体进入本设备。
4. 请勿尝试自行维修本产品，因为打开或取下盖子可能会使您碰到危险电压点或其它风险。如需维修，请交给合格的维修人员。
5. 当设备受到任何损坏时，如电源线或插头损坏，液体溅入或物体掉入设备里，设备被雨淋或受潮，不能正常操作或已被删除，出现这些状况时需要维修。
6. 如果很长一段时间都不使用本设备，应拔掉电源线。
7. 避免电源线被踩踏或者在插头处插座和连接设备的位置绷得太紧。
8. 长时间收听高音音乐可能会导致无法换回的听力丧失或损害。请始终保持“安全聆听”。

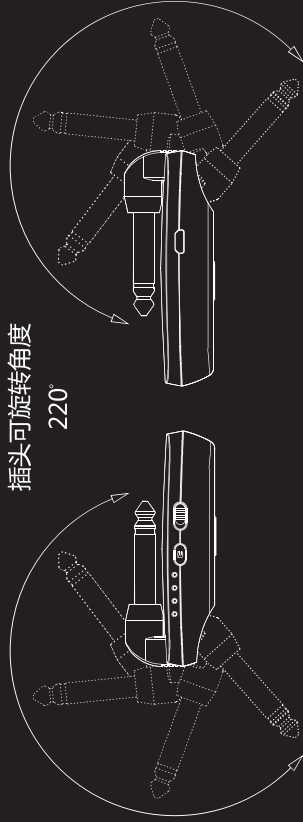
**请遵守所有的指引和注意所有警告并保留这些说明！**

## 目录

产品参数.....	02
2.4GHz 无线系统.....	03
入门.....	06
更多内容.....	11
技术规格.....	14

插头可旋转角度

220°



## 产品参数

- 32bit/48KHz 高解析度音质
- 超低延时：<5ms
- 有效范围：30m
- 频率响应：20-20KHz, +1dB/-3dB
- 使用频段：2.4GHz ISM频段 Worldwide
- 总谐波失真：<0.05% (1KHz@-10dbFS)
- 4 频道
- 自动休眠、唤醒模式：如10S内没有检测到信号输入，发射器将进入自动休眠模式
- 电池：单次充电可持续使用6至20个小时（具体时长视使用环境而定）

## 2.4GHz 无线系统

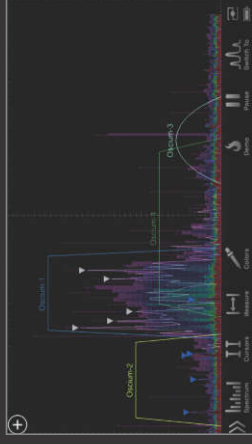
B-2采用的是2.4GHz的无线系统方案。为了避免信号串扰，使用B-2时请至少与其它无线射频设备（例：无线路由器）保持3米以上的距离。

**注意：**在有大量无线射频讯号的环境下使用B-2可能会出现串扰现象。

## 2.4GHz 无线系统

您可以使用您的智能手机配合免费的应用来检测您周围的环境。

iOS  
  
WiPray

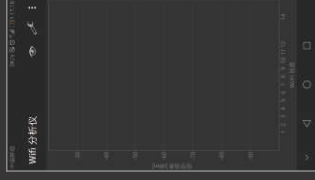
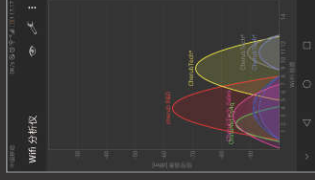
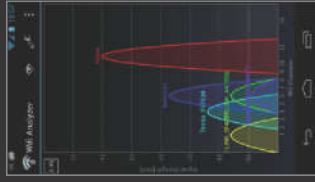


## 2.4GHz 无线系统

Android



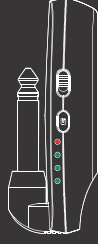
Wifi Analyzer



## 入门

### 1. 给发射器和接收器充电

当设备处于关机充电状态时，您可以根据指示灯状态了解充电进度：



○ ○ ○ ○  
低电量

○ ○ ○ ○  
50%电量

○ ● ● ●  
75%电量

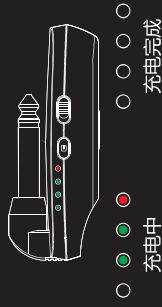
○ ● ● ●  
100%电量

注意：

双头的USB充电线，可以同时给接收端和发射端充电。



当设备处于开机充电状态时，红色指示灯常亮，电池电量充满时红色指示灯熄灭。




## ⚠ 注意:

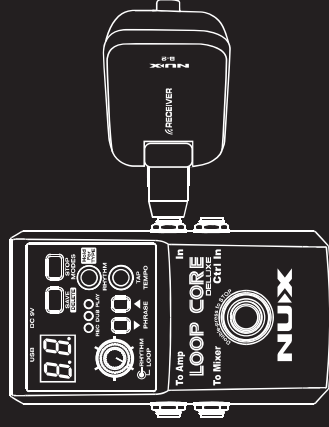
我们的产品使用的是聚合物锂电池，在使用产品前，请先给本产品充电；若长时间不使用，超过三个月后给本产品充电一次或激活。

## 2. 将发射器接入吉他

进入工作前，发射器的绿色指示灯会闪烁5次。绿色指示灯常亮时，表示发射器正在工作。



3. 进入工作前，接收器的绿色指示灯会闪烁5次。当接收器接收到来自于发射器稳定信号时，指示灯常亮。如果接收器接收的信号变弱或受到干扰，指示灯会闪烁。



4. 将接收器与发射器的频道设置统一

使用“Channel”按钮切换不同的频道，当前选中频道的对应指示灯会亮。


**注意：**出厂状态下，频道1为接收器与发射器的默认频道。如果没有碰到讯号干扰的情况下，我们建议您继续使用频道1作为默认频道。

**注意：**当电池电量即将耗尽时红色指示灯会闪，这也意味着电池将在十分钟内耗尽。



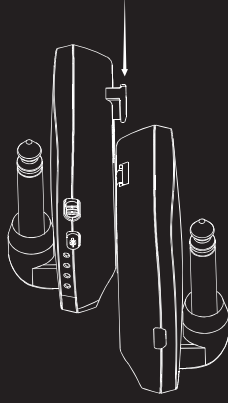
## 更多内容

1. 一个B-2的发射器可以配合多个B-2接收器使用。例：您可以在舞台上使用一个B-2发射器跟两个B-2接收器连接两台音箱来做演出。




## 更多内容

2. B-2 无线系统有一个独具匠心的锁扣设计，接收器和发射器可以合二为一。即便携又防丢。



## 更多内容

3. 适配所有的电吉他，包括带摇杆的stratocaster式电吉他。



## 技术规格

- 输入阻抗: 1MΩ
- 内置锂电池: 750mAh
- 频率响应: 20-20KHz
- 2.4Ghz ISM频段
- 体积: 73(L)×40(W)×55(H)mm
- 重量: 57g

随机附件: 使用说明书, USB充电线, 产品合格证。  
\*技术规格如有变更, 恕不另行通知。

## 有关产品中所含有害物质的说明

本资料就本公司产品中所含的特定有害物质及其安全性予以说明。

本资料适用于2007年3月1日以后本公司所制造的产品。

### 环保使用期限



此标志适用于在中国国内销售的电子信高产品，表示环保使用期限的年数。所谓环保使用期限是指在制造日起的规定的期限内，产品中所含的有害物质不致引起环境污染、不会对人身、财产造成严重的不良影响。环保使用期限仅在遵照产品使用说明，正确使用产品的条件下才有效。不当的使用，将会导致有害物质泄漏的危险。

## 产品中有毒有害物质或元素的名称及含量

部件名称	有害有毒物质或元素			
	铅(Pb)	汞(Hg)	镉(Cd)	六价铬(Cr(VI))
外壳(壳体)	x	o	o	o
电子部件(印刷电路板等)	x	o	x	o
附件(电源线、交流适配器等)	x	o	o	o

o：表示该有害有毒物质在该部件所有均质材料中的含量均在SJ/T11363-2006 标准规范的限量要求以下。

x：表示该有害有毒物质至少在该部件的某一均质材料中的含量超出SJ/T11363-2006 标准规定的限量要求。

因根据现有的技术水平，还没有什么物质能够代替它。

## 质量承诺

亲爱的**NUX**用户，在您使用本产品时，请仔细阅读产品说明书，当您有疑问和困难时，请拨打售后服务热线：

**400-990-9866**

- 一周内出现质量问题可退货退款
- 一月内出现质量问题可退换
- 一年内出现质量问题可免费维修服务
- 终身享有咨询和维修服务

\* 请向销售商索取有效购买凭证并予以保存。

## 换修政策

### 一、包换政策：

1. 消费者自购机之日起1个月之内，在正常使用情况下，出现非人为的产品性能故障，且产品外观及包装保持完好，可向所购机的经销商换机。

2. 消费者在换机时应出示由经销商开出的购机收据及保修卡，否则经销商可以不予更换。

### 二、保修政策：

产品在购买之日起1年内，可免费享有维修服务；对于超过1年的产品及人为或不可抗力因素造成损坏的产品，我司可提供有偿维修服务。

**售后服务地址**

广东省珠海市高新区唐家湾镇科技九路10号  
珠海市蔚科技开发有限公司 售后服务部  
邮编：519085

**制造商**

珠海市蔚科技开发有限公司 广东珠海市高新区唐家湾镇科技九路10号  
电话 0756-3689866 邮箱 mail@cherubtechnology.com

**制造商地址**

广东珠海市高新区唐家湾镇科技九路10号

**电话**

0756-3689866

**邮箱**

mail@cherubtechnology.com



中国制造

**FCC Warning**

This device complies with part 15 of the FCC Rules. Operation is subject to the following two conditions: (1) This device may not cause harmful interference, and (2) this device must accept any interference received, including interference that may cause undesired operation. Any Changes or modifications not expressly approved by the party responsible for compliance could void the user's authority to operate the equipment. This equipment has been tested and found to comply with the limits for a Class B digital device, pursuant to part 15 of the FCC Rules. These limits are designed to provide reasonable protection against harmful interference in a residential installation. This equipment generates uses and can radiate radio frequency energy and, if not installed and used in accordance with the instructions, may cause harmful interference to radio communications. However, there is no guarantee that interference will not occur in a particular installation. If this equipment does cause harmful interference to radio or television reception, which can be determined by turning the equipment off and on, the user is encouraged to try to correct the interference by one or more of the following measures:

- Reorient or relocate the receiving antenna.
- Increase the separation between the equipment and receiver.
- Connect the equipment into an outlet on a circuit different from that to which the receiver is connected.

FCC ID: 2A0AA-B-2