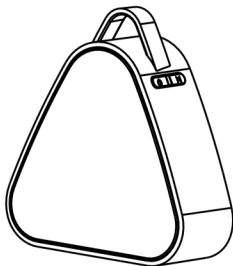


说明书



使用产品前，请仔细阅读说明书

蓝牙配对

1. 开机：长按 开机，指示灯快闪烁进入配对状态，蓝牙配对成功提示滴冬声此时指示灯转成慢闪烁连接成功，下一次开机无需进入配对自动连接蓝牙（确保音箱在手机10米范围内，当中并没有障碍物阻隔才可以）。

2. 设置手机上的蓝牙，找到相对应信号的蓝牙型号配对。

3. 连接时要求输入密码或PIN，输入“0000”即可连接。

4. 关机：长按 关机，断开蓝牙8分钟后蓝牙音箱自动关机。

音乐选曲/播放暂停

长按 键变下一曲/短按 键暂停播放，调节上一曲和音量的大小只能在手机上控制。

TF卡模式

本产品最大支持32G卡，支持MP3歌曲播放，短按 键切换TF卡/蓝牙，直接通过MicroUSB数据线连接电脑拷贝资料到TF里（必须是数据线才能连接电脑）。

结构部件说明



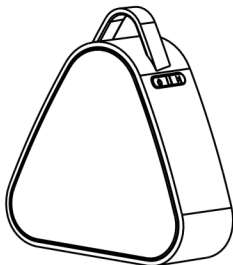
充电指示/电量提示

在使用过程中电量低时，音箱会提示语音“please charging”，请及时插入Micro USB口进行充电，使用电源DC 5V/500MA充电器或电脑USB口充电，充电红灯常亮，充饱后灯熄灭，支持IOS系统电量显示。

规范参数

充电时间:	约3小时
音乐时长:	3~4小时 (80%音量)
支持协议:	A2DP、AVRCP、HSP、HFP
产品尺寸:	71mm*79*32.5mm
输入充电标准:	Micro USB, DC5V, 500mA
蓝牙工作频率:	2.402GHz-2.480GHz
最大传输距离:	≤10米

User's Manual



Please Read this Instruction Carefully Before Use this Sperk

Bluetooth Pairing

1. Boot: Long press boot, LEDs fast Flash to enter pairing, Bluetooth pairing success ring out warning tone led into a slow blink, the next time you boot without entering the match connect Bluetooth automatically. (Ensure that the speaker on the phone within 10 meters and that there are no obstacles blocking).

2. Set Bluetooth on your phone, find the corresponding signal paired Bluetooth models.

3. When prompted for your password or PIN, enter "0000" to connect.

4. Shutdown: Press to turn off, Or disconnect the Bluetooth, Bluetooth speaker after 8 minutes automatic shutdown.

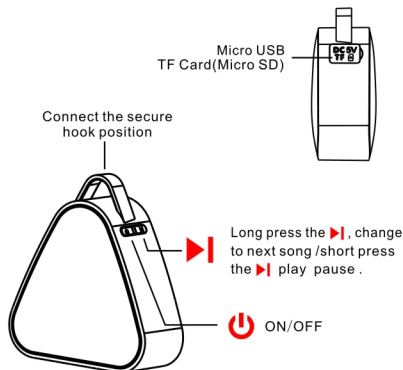
Music Selection/Volume Control

Adjust the music and volume size can only be controlled through the mobile phone, long press next song/short press pause playback.

TF Card Mode

The largest support 32G card, supports MP3 song playing, short press switch keys TF card/Bluetooth, via Micro USB data cable connected to the computer copy data directly to TF (Must be a data cable to connect your computer).

Structure Function



Charging Indication/Battery Tips

In the use of the process when the battery is low, speaker prompted voice "Please charging", please insert a Micro USB port for charging, use DC power 5V/500MA charger or PC USB port charging, charge the red light stay lit, full of lights went out, supports the IOS system battery indicator.

SPECIFICATIONS

Charging Time:	around 3 Hours
Music Time:	3~4 Hours(80% Volume)
Supports:	A2DP,AVRCP,HSP,HFP
Product Size:	71mm*79mm*32.5mm
Input:	Micro USB,DC 5V,500mA
Frequency Range:	2.402GHz-2.480GHz
Transmission Distance:	<10 Meters

FCC STATEMENT :

This device complies with Part 15 of the FCC Rules. Operation is subject to the following two conditions:

- (1) This device may not cause harmful interference, and
- (2) This device must accept any interference received, including interference that may cause undesired operation.

Warning: Changes or modifications not expressly approved by the party responsible for compliance could void the user's authority to operate the equipment.

NOTE: This equipment has been tested and found to comply with the limits for a Class B digital device, pursuant to Part 15 of the FCC Rules. These limits are designed to provide reasonable protection against harmful interference in a residential installation.

This equipment generates uses and can radiate radio frequency energy and, if not installed and used in accordance with the instructions, may cause harmful interference to radio communications. However, there is no guarantee that interference will not occur in a particular installation. If this equipment does cause harmful interference to radio or television reception, which can be determined by turning the equipment off and on, the user is encouraged to try to correct the interference by one or more of the following measures:

- Reorient or relocate the receiving antenna.

- Increase the separation between the equipment and receiver.

- Connect the equipment into an outlet on a circuit different from that to which the receiver is connected.

- Consult the dealer or an experienced radio/TV technician for help.

RF warning statement:

The device has been evaluated to meet general RF exposure requirement. The device can be used in portable exposure condition without restriction.