

# Antenna Test Report

## Index:

1. Overview
2. Revision History
3. Test Item & Equipment
4. Matching Circuit
5. S Parameter Test
6. Active Test
7. Conducted Emission Test
8. Environmental Processing

Project Name: Key 4 All  
Author: YangYongCheng  
Update: 2021-06-22

# OverView


CUSTOMER NAME	MOKO TECHNOLOGY LIMITED	PROJECT NAME	Key 4 All
<b>Items</b>		<b>Details</b>	
• FREQUENCY		2400MHz-2500MHz	
• PROJECT TYPE			
• ANTENNA SPACE			
• FEED & GROUND PAD			
• SENSITIVE ELEMENTS			
• ANTENNA TYPE			
• PCB			
• OTHERS			

# Revision History

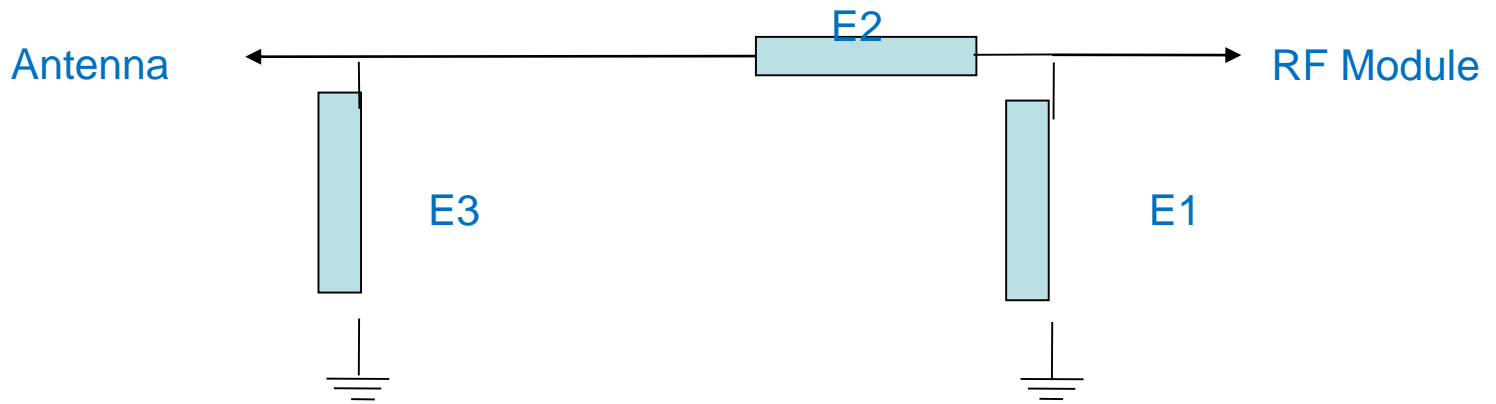
Date	Revision	Author	Description of changes
20210520	A	YangYongCheng	Passive Antenna Test
20210622	B	YangYongCheng	New motherboard Passive Antenna Test

# Test Item & Equipment

List	Test Item	Equipment	
1.S Parameter	VSWR, Return Loss	Agilent VNA	
2.Active Test	TRP, TIS	Agilent 8960	RayZone1800
3.Passive Test	Gain, Efficiency, Pattern	Agilent E5071C	



# Matching Circuit

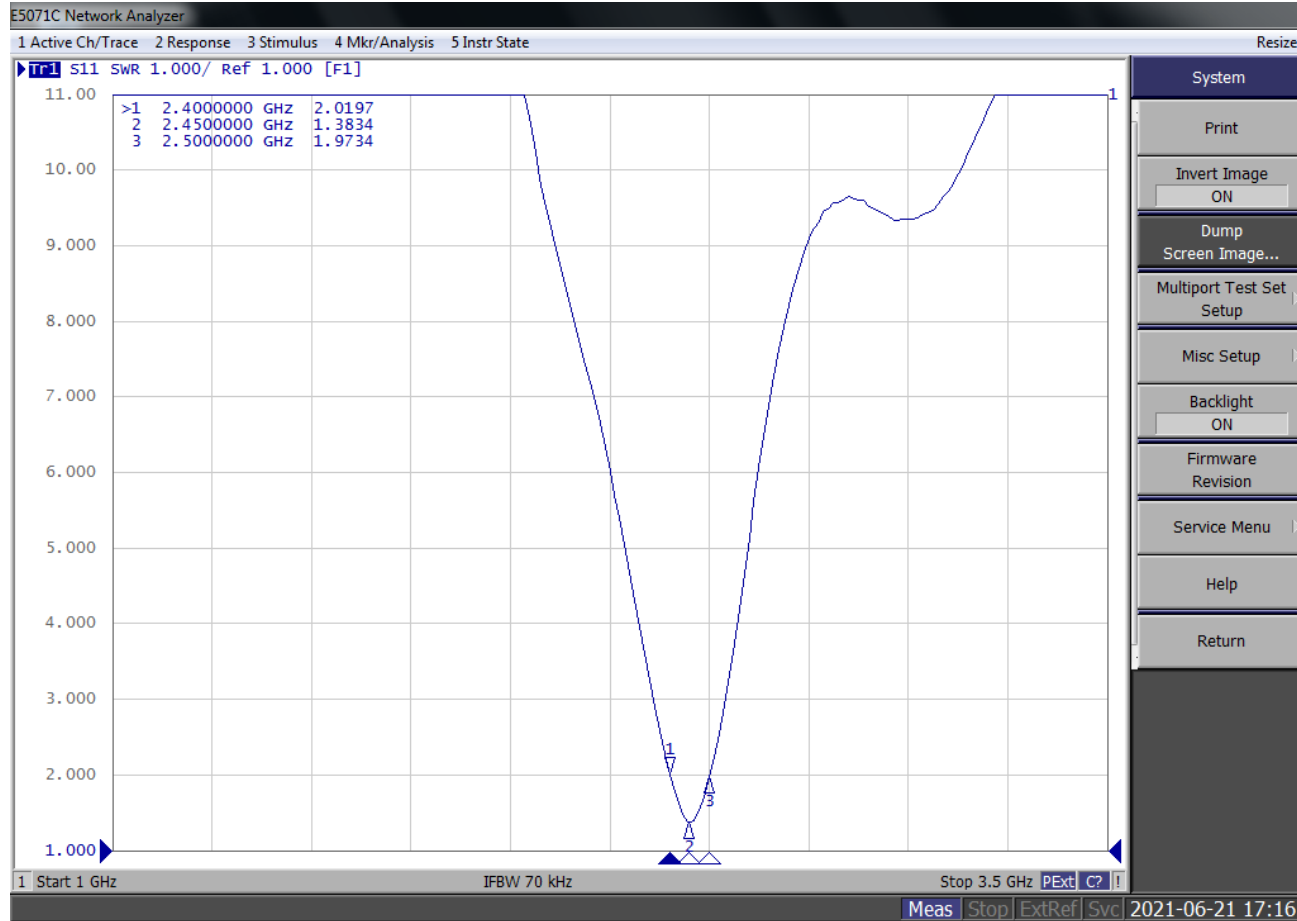


Element	Value
E1(0402)	NC
E2(0402)	0Ω
E3(0402)	NC

# Antenna



# VSWR

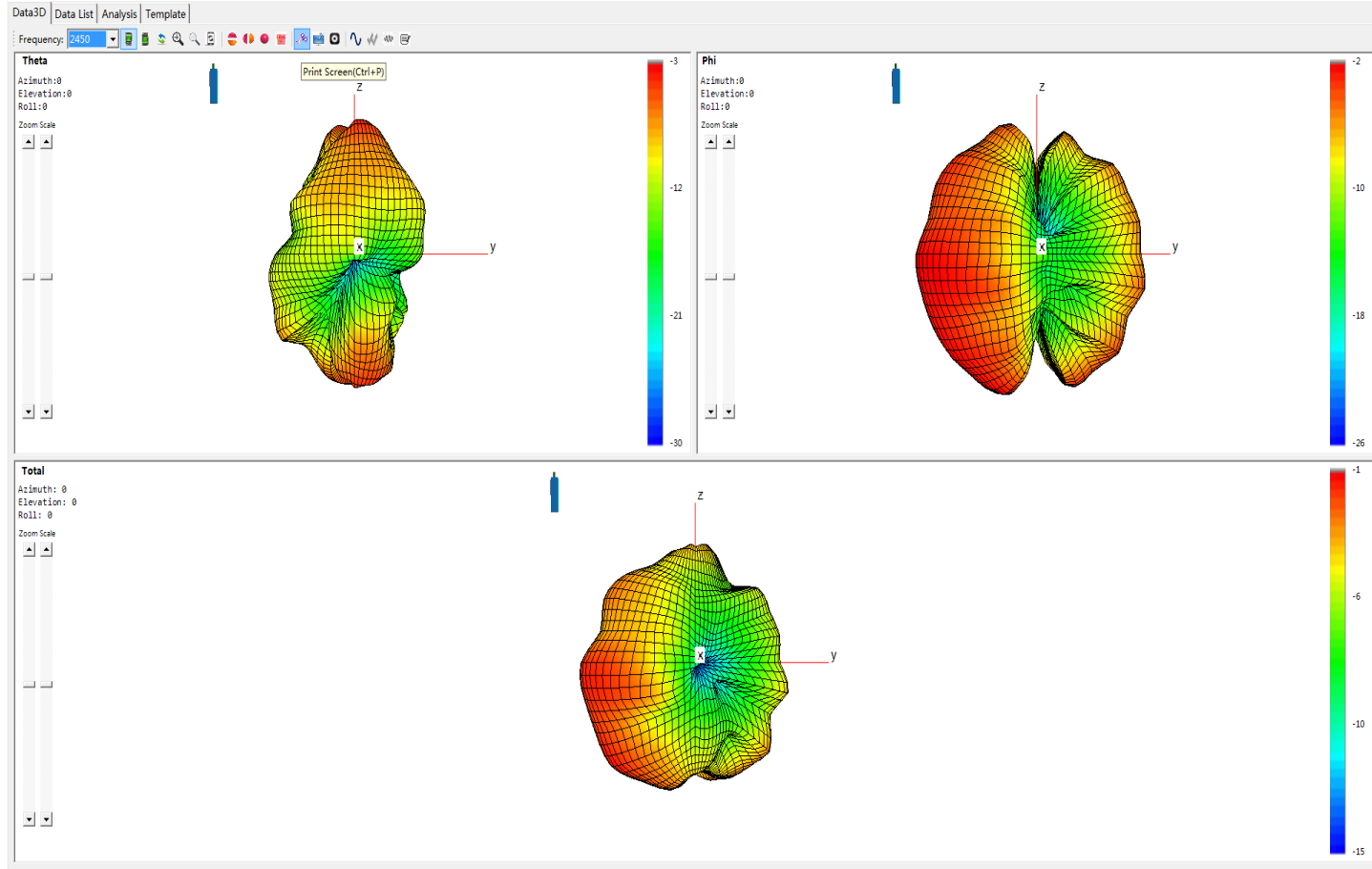


# Passive Antenna Test

Freq (Mhz)	Gain (dB)	Effi (%)
2400	-1.24	28.75
2410	-1.15	31.57
2420	-1.25	31.72
2430	-1.14	31.83
2440	-1.11	31.47
2450	-1.16	31.21
2460	-1.16	32.08
2470	-0.88	33.20
2480	-0.52	33.11
2490	-0.47	32.86
2500	-0.59	33.15



# 3D Antenna Radiation Pattern (2450MHz)



# 2D Antenna Radiation Pattern ( 2450MHz )

