



## Appendix B

### RF Test Data for BLE (Conducted Measurement)

Product Name: Voice Amplifier

Test Model: KYQ06

#### Environmental Conditions

|                    |                             |
|--------------------|-----------------------------|
| Temperature:       | 23.5 °C                     |
| Relative Humidity: | 52.2%                       |
| ATM Pressure:      | 100.0 kPa                   |
| Test Engineer:     | <i>Joker.Hu</i><br>Joker Hu |
| Supervised by:     | <i>Ling.Zhu</i><br>Ling Zhu |





## B.1 -6dB Bandwidth

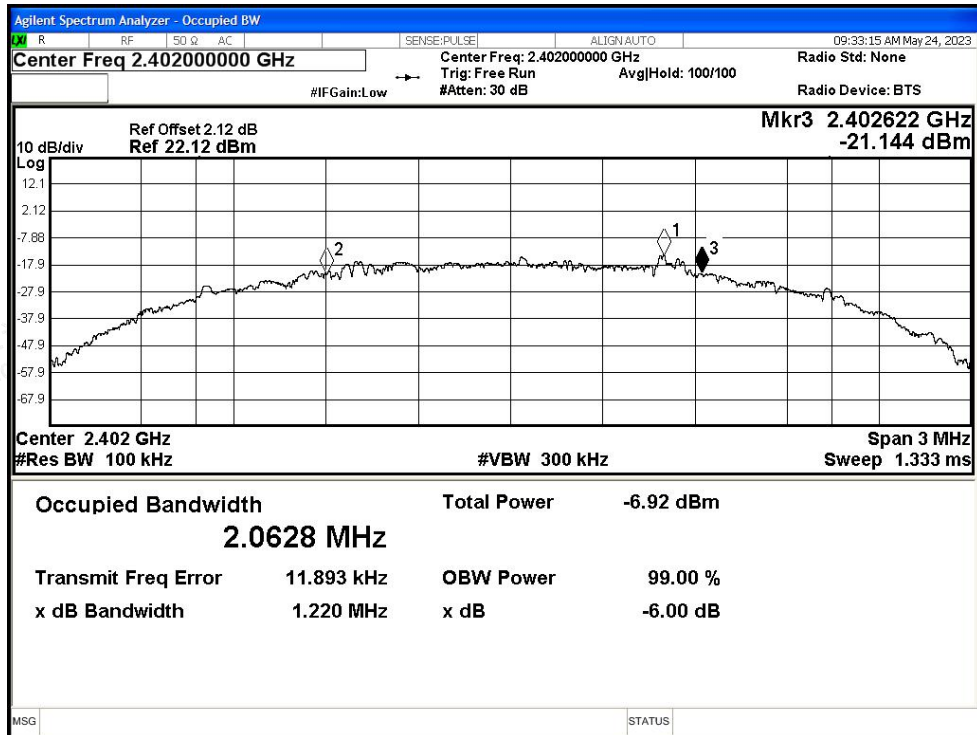
| Condition | Mode   | Frequency (MHz) | Antenna | -6 dB Bandwidth (MHz) | Limit -6 dB Bandwidth (MHz) | Verdict |
|-----------|--------|-----------------|---------|-----------------------|-----------------------------|---------|
| NVNT      | BLE 2M | 2402            | Ant1    | 1.22                  | $\geq 0.5$                  | Pass    |
| NVNT      | BLE 2M | 2440            | Ant1    | 1.119                 | $\geq 0.5$                  | Pass    |
| NVNT      | BLE 2M | 2480            | Ant1    | 1.14                  | $\geq 0.5$                  | Pass    |



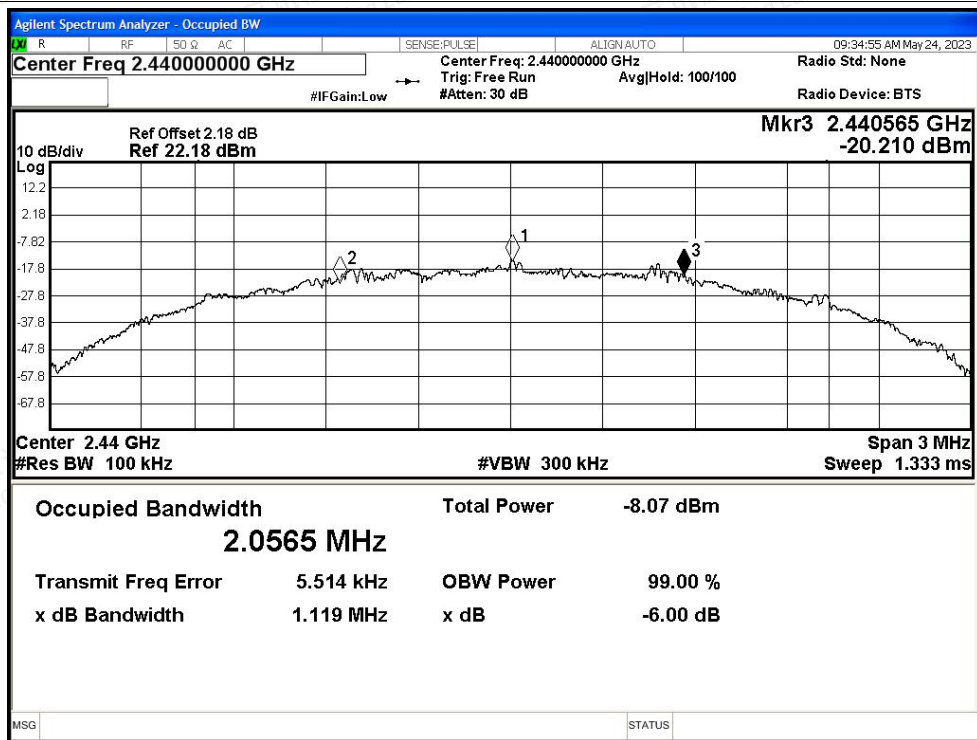


Test Graphs

-6dB Bandwidth NVNT BLE 2M 2402MHz Ant1

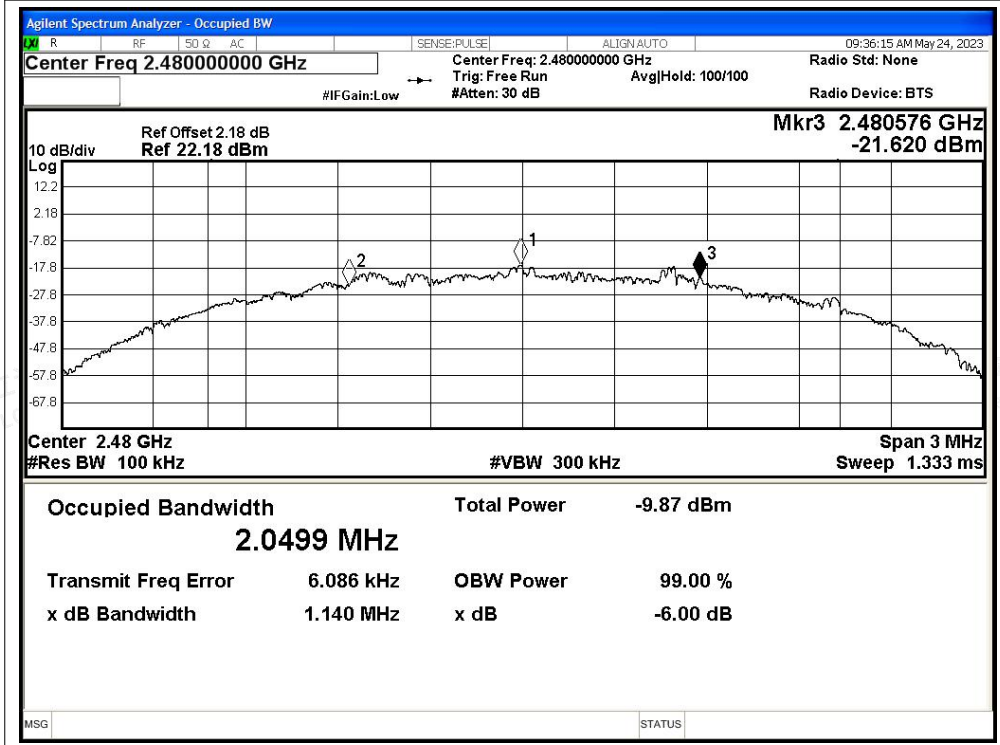


-6dB Bandwidth NVNT BLE 2M 2440MHz Ant1





-6dB Bandwidth NVNT BLE 2M 2480MHz Ant1





## B.2 Maximum Conducted Output Power

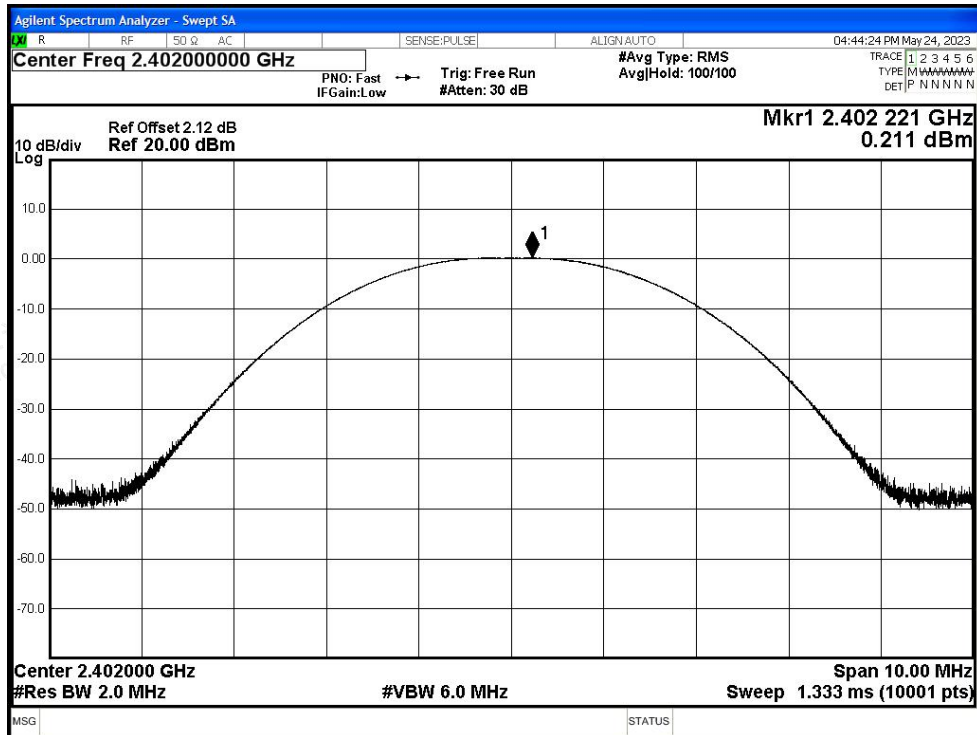
| Condition | Mode   | Frequency (MHz) | Antenna | Total Power (dBm) | Limit (dBm) | Verdict |
|-----------|--------|-----------------|---------|-------------------|-------------|---------|
| NVNT      | BLE 2M | 2402            | Ant1    | 0.21              | 30          | Pass    |
| NVNT      | BLE 2M | 2440            | Ant1    | 0.39              | 30          | Pass    |
| NVNT      | BLE 2M | 2480            | Ant1    | 0.46              | 30          | Pass    |



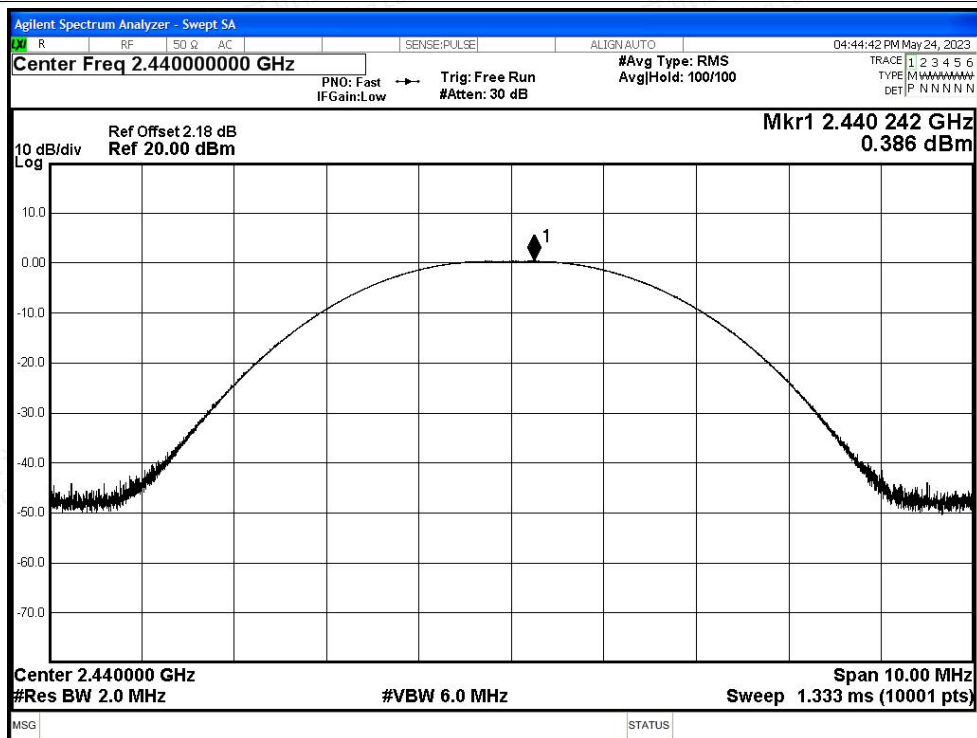


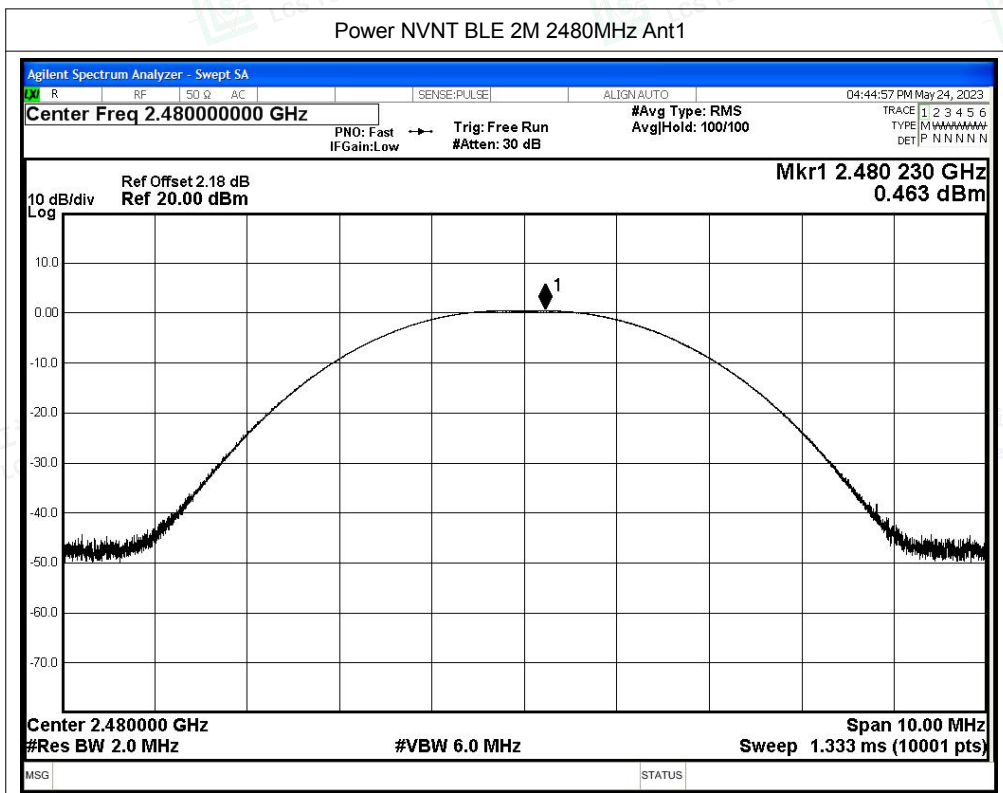
Test Graphs

Power NVNT BLE 2M 2402MHz Ant1



Power NVNT BLE 2M 2440MHz Ant1







### B.3 Maximum Power Spectral Density Level

| Condition | Mode   | Frequency (MHz) | Antenna | Total PSD (dBm/3kHz) | Limit (dBm/3kHz) | Verdict |
|-----------|--------|-----------------|---------|----------------------|------------------|---------|
| NVNT      | BLE 2M | 2402            | Ant1    | -31.32               | 8                | Pass    |
| NVNT      | BLE 2M | 2440            | Ant1    | -32.79               | 8                | Pass    |
| NVNT      | BLE 2M | 2480            | Ant1    | -34.53               | 8                | Pass    |

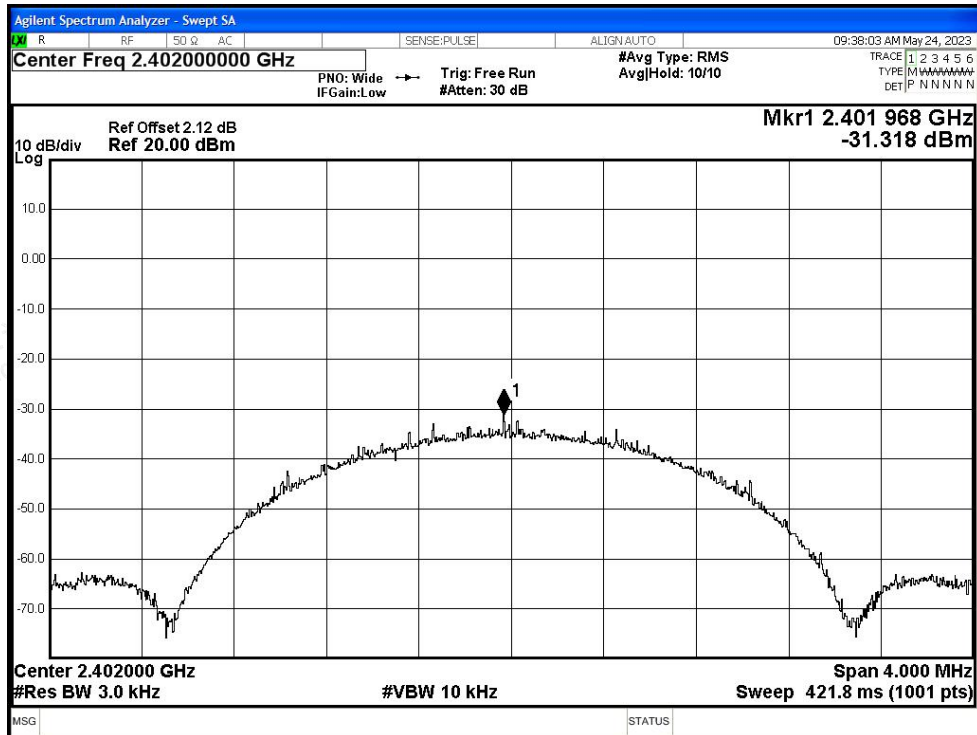




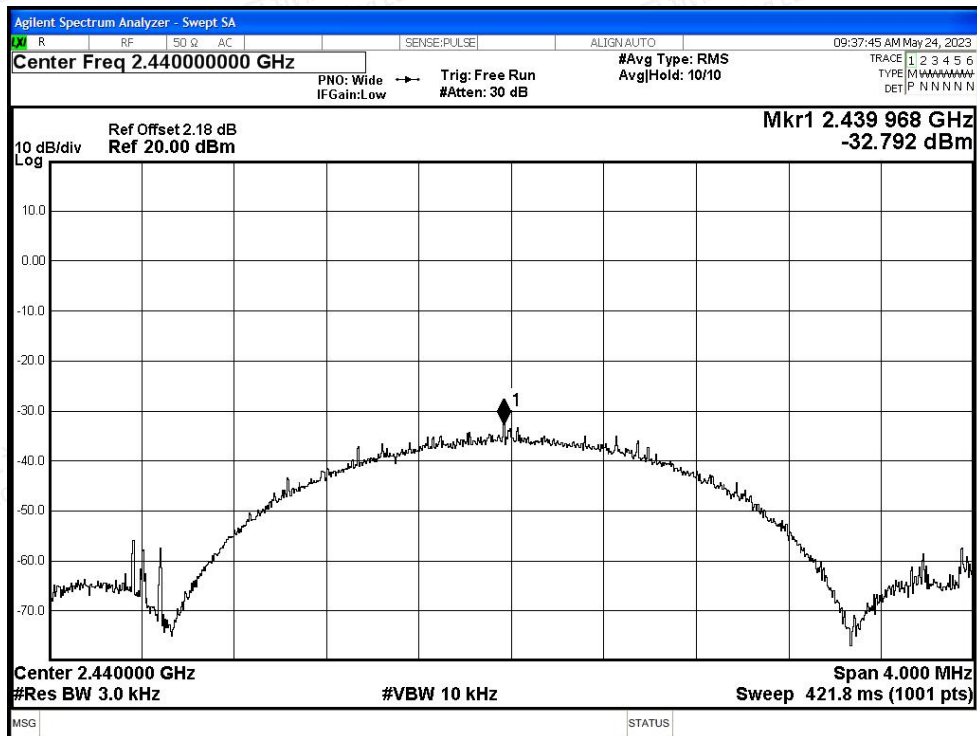


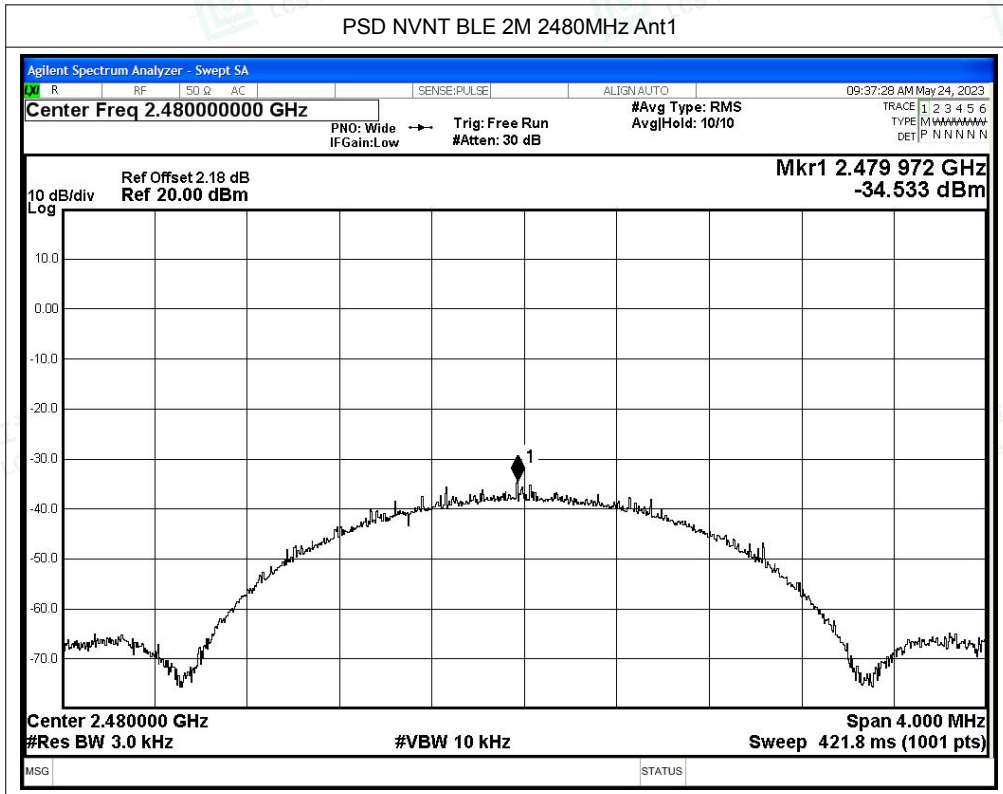
Test Graphs

PSD NVNT BLE 2M 2402MHz Ant1



PSD NVNT BLE 2M 2440MHz Ant1







## B.4 Band Edge

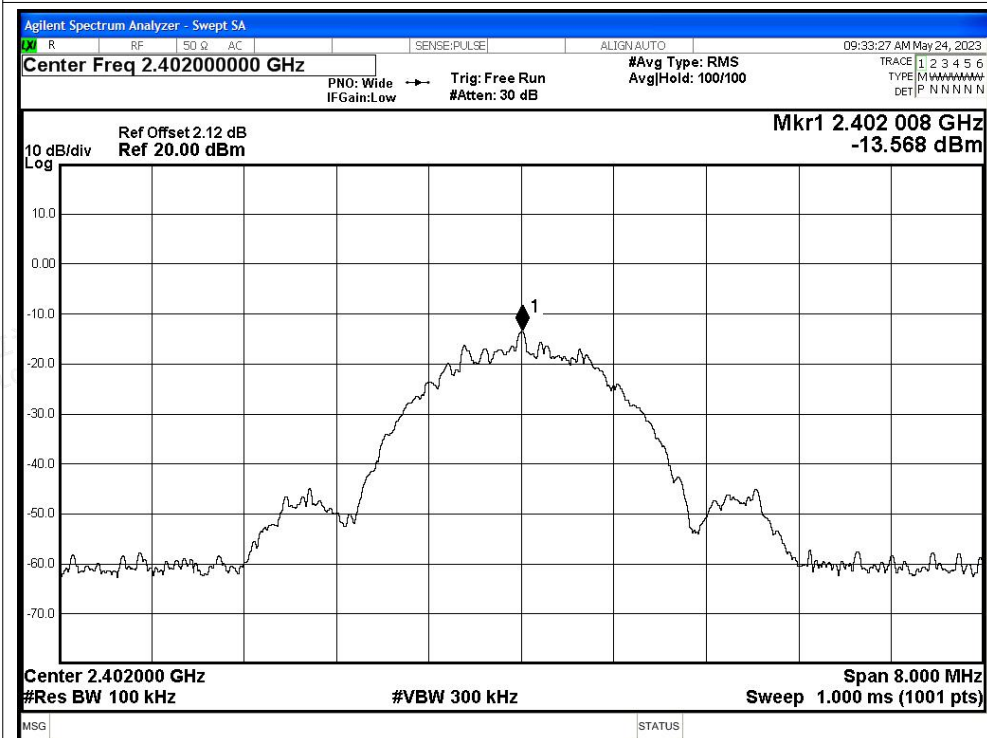
| Condition | Mode   | Frequency (MHz) | Antenna | Max Value (dBc) | Limit (dBc) | Verdict |
|-----------|--------|-----------------|---------|-----------------|-------------|---------|
| NVNT      | BLE 2M | 2402            | Ant1    | -34.28          | -20         | Pass    |
| NVNT      | BLE 2M | 2480            | Ant1    | -38.42          | -20         | Pass    |



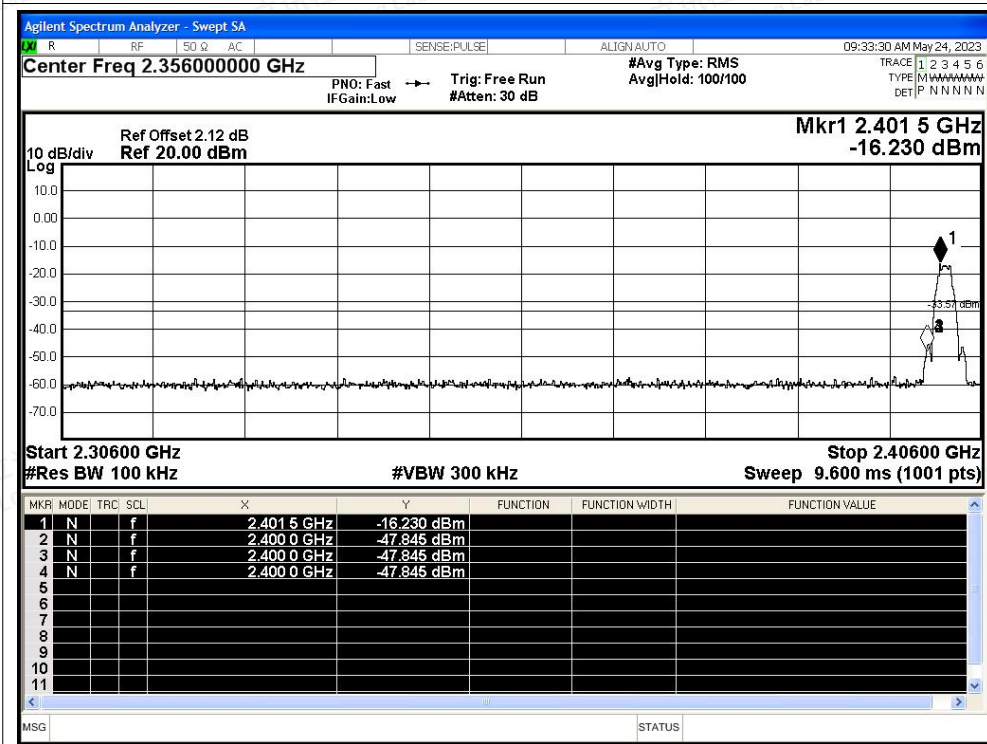


Test Graphs

Band Edge NVNT BLE 2M 2402MHz Ant1 Ref

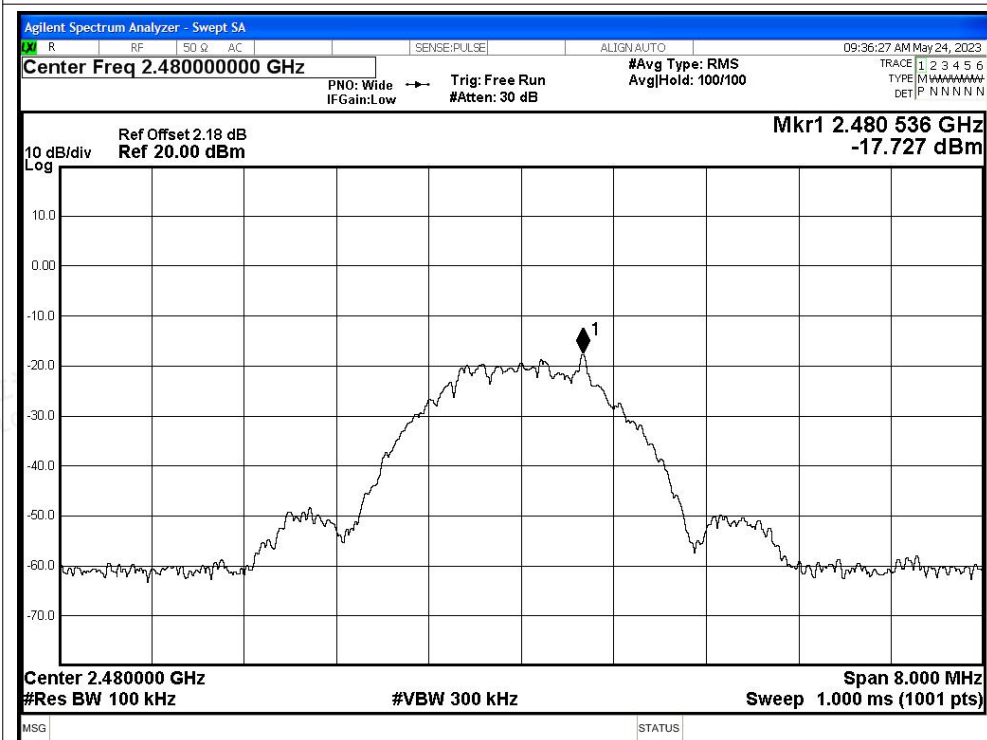


Band Edge NVNT BLE 2M 2402MHz Ant1 Emission

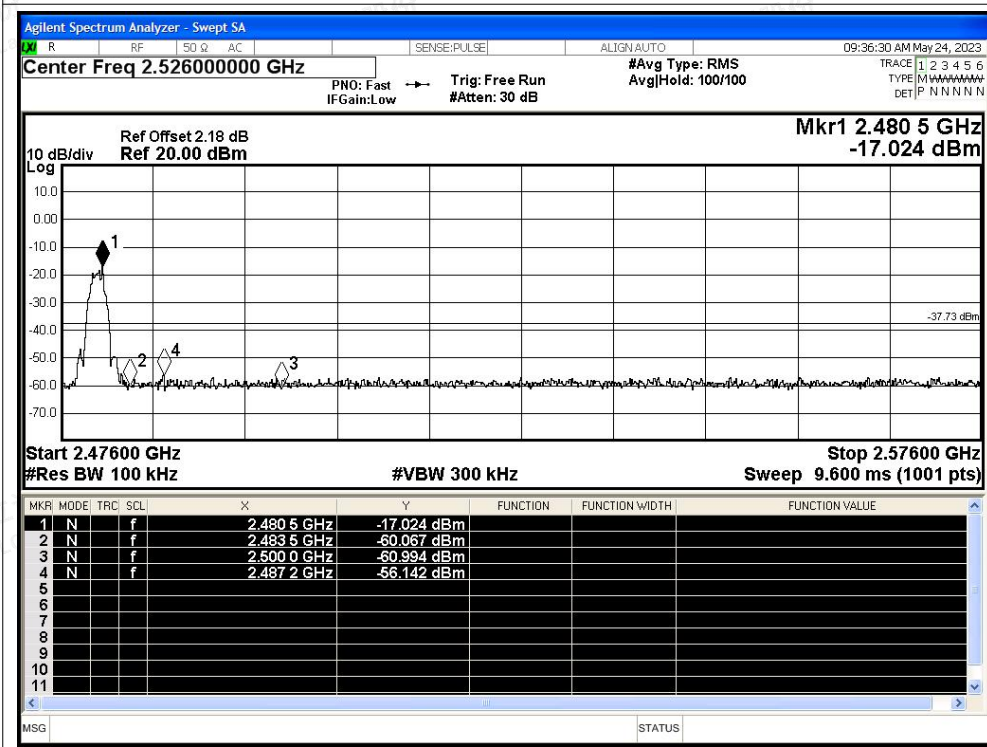




Band Edge NVNT BLE 2M 2480MHz Ant1 Ref



Band Edge NVNT BLE 2M 2480MHz Ant1 Emission





## B.5 Conducted RF Spurious Emission

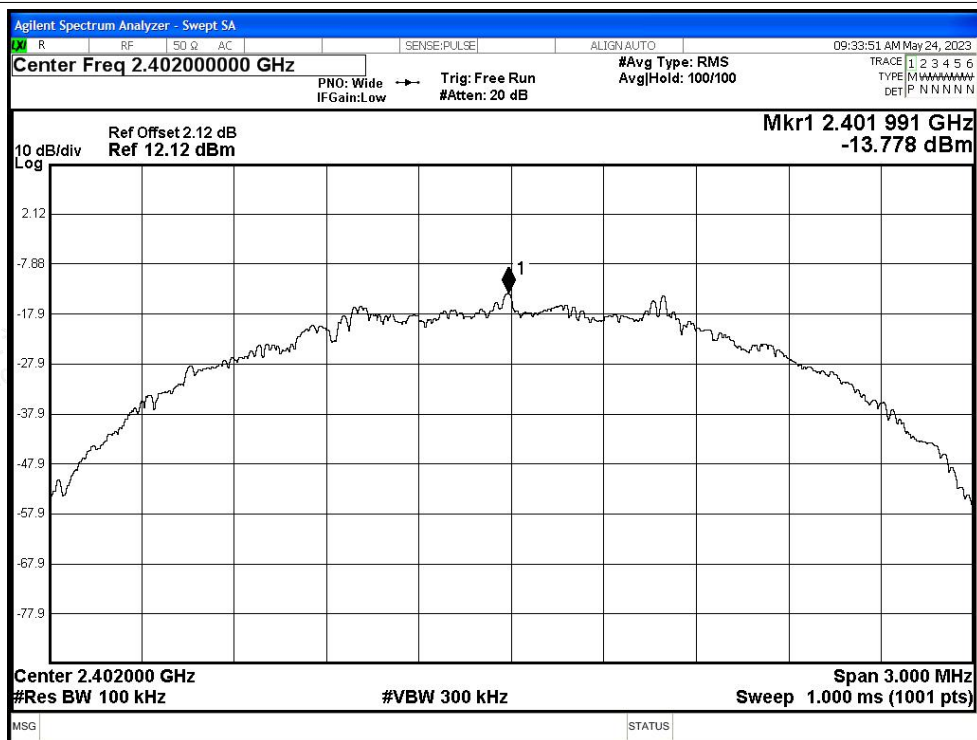
| Condition | Mode   | Frequency (MHz) | Antenna | Max Value (dBc) | Limit (dBc) | Verdict |
|-----------|--------|-----------------|---------|-----------------|-------------|---------|
| NVNT      | BLE 2M | 2402            | Ant1    | -41.55          | -20         | Pass    |
| NVNT      | BLE 2M | 2440            | Ant1    | -38             | -20         | Pass    |
| NVNT      | BLE 2M | 2480            | Ant1    | -38.53          | -20         | Pass    |



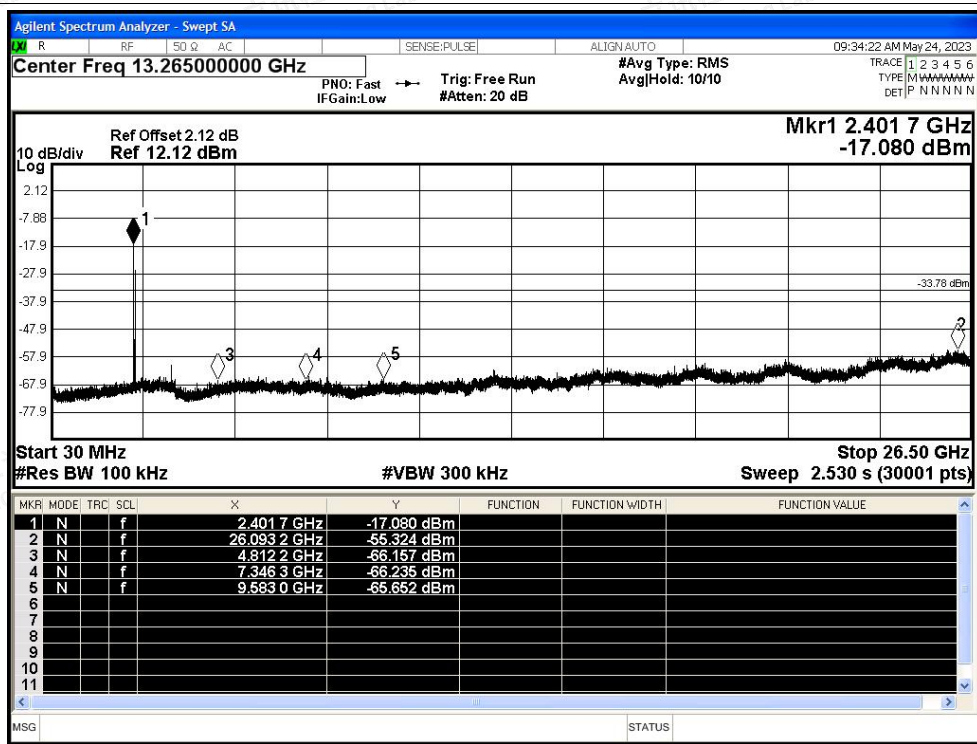


Test Graphs

Tx. Spurious NVNT BLE 2M 2402MHz Ant1 Ref

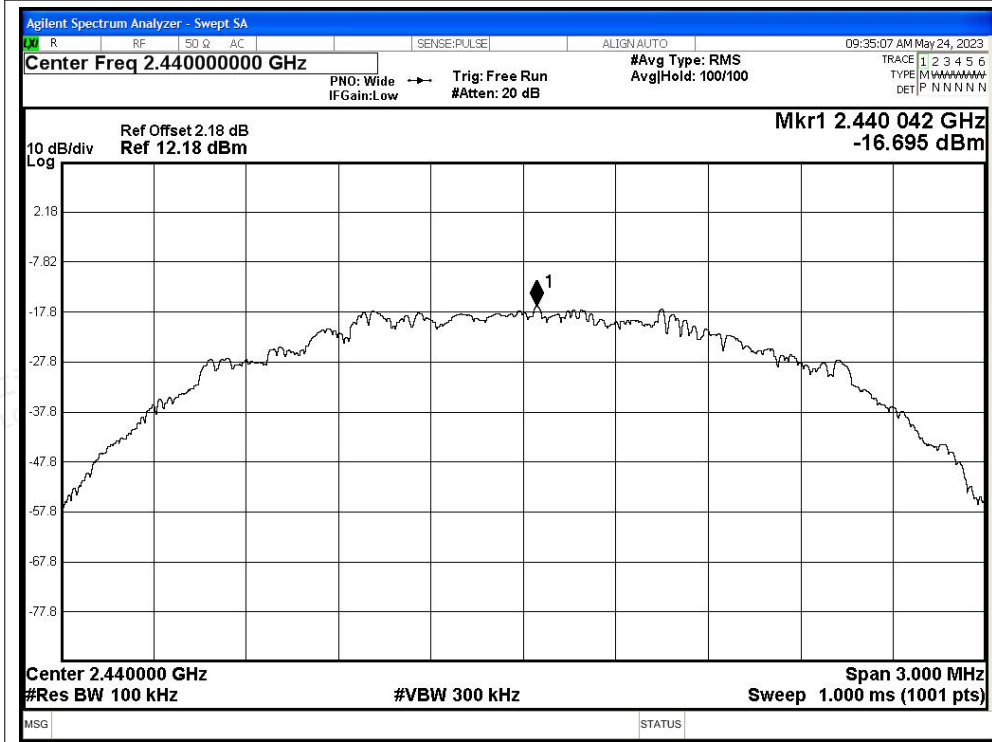


Tx. Spurious NVNT BLE 2M 2402MHz Ant1 Emission

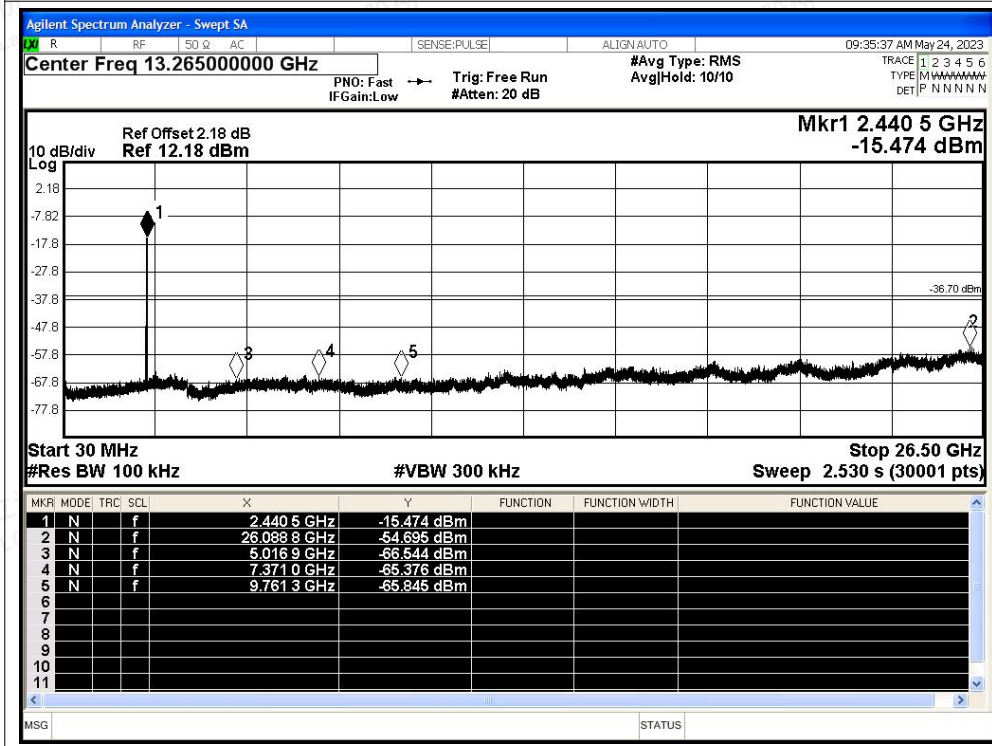




Tx. Spurious NVNT BLE 2M 2440MHz Ant1 Ref



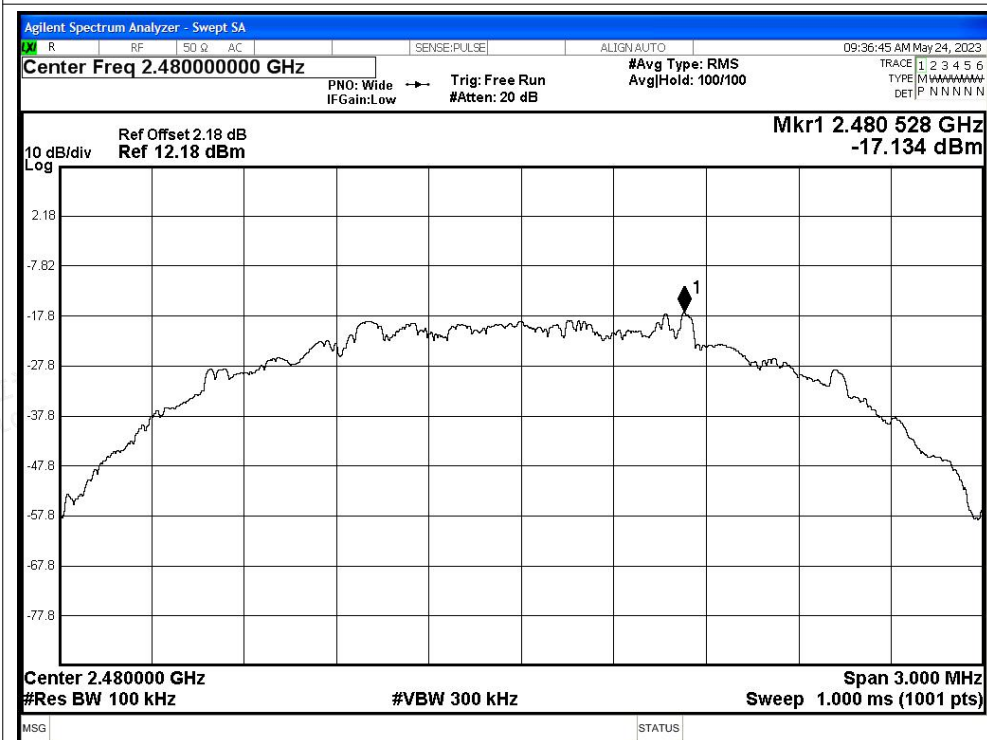
Tx. Spurious NVNT BLE 2M 2440MHz Ant1 Emission



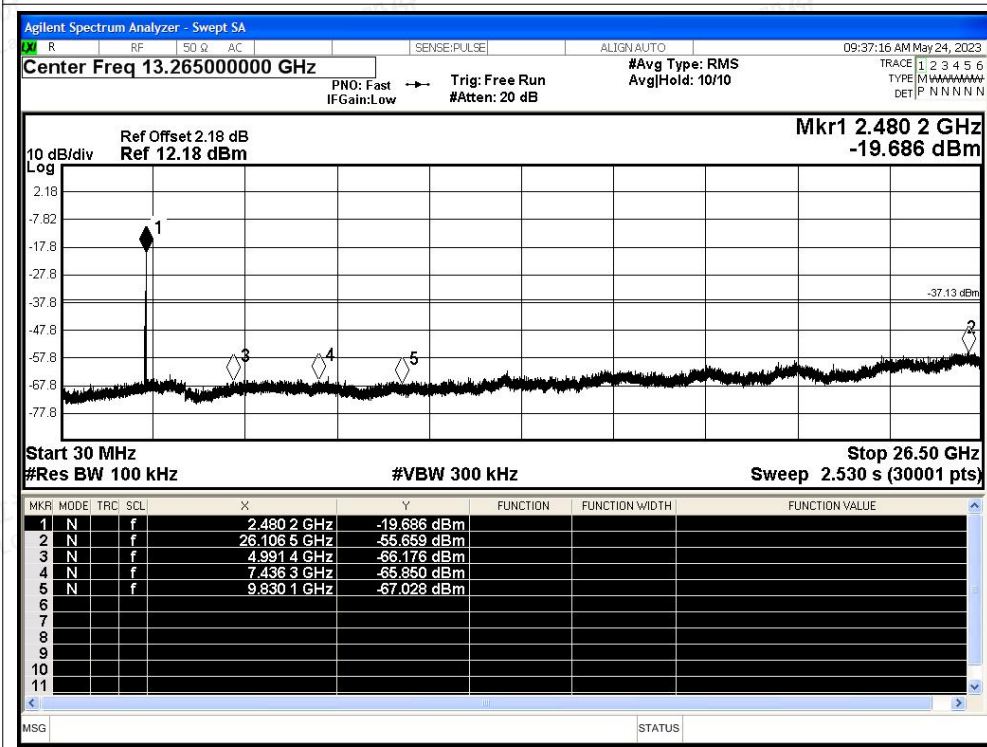




Tx. Spurious NVNT BLE 2M 2480MHz Ant1 Ref



Tx. Spurious NVNT BLE 2M 2480MHz Ant1 Emission





## B.6 Duty Cycle

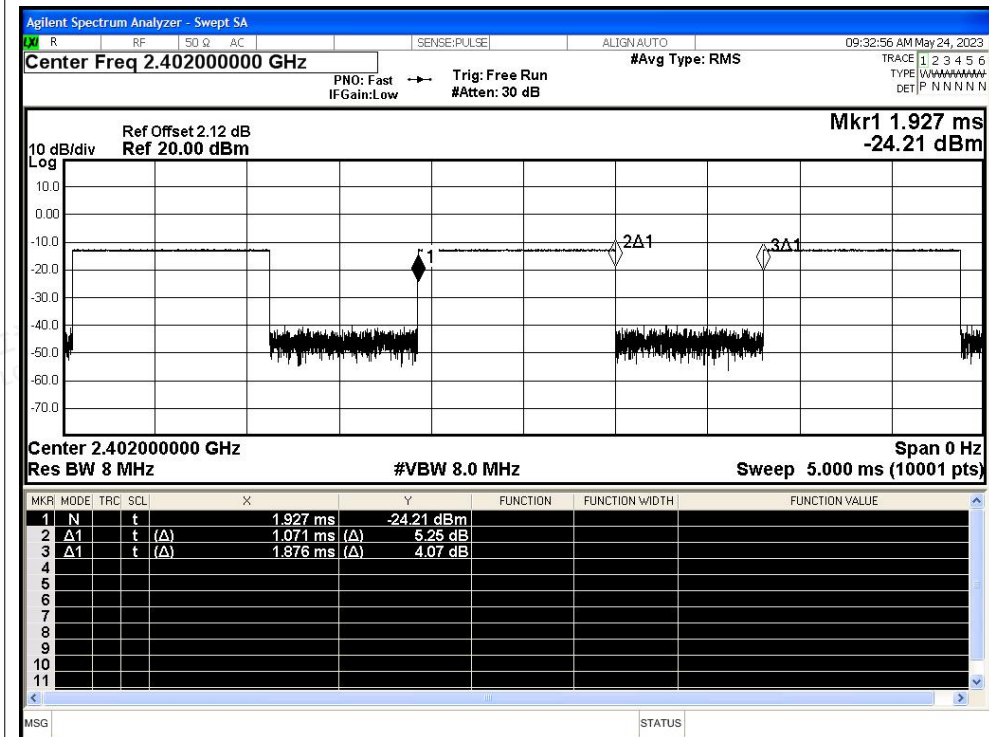
| Condition | Mode   | Frequency (MHz) | Antenna | Duty Cycle (%) | Correction Factor (dB) | 1/T (kHz) |
|-----------|--------|-----------------|---------|----------------|------------------------|-----------|
| NVNT      | BLE 2M | 2402            | Ant1    | 57.1           | 2.43                   | 0.93      |
| NVNT      | BLE 2M | 2440            | Ant1    | 57.12          | 2.43                   | 0.93      |
| NVNT      | BLE 2M | 2480            | Ant1    | 57.08          | 2.44                   | 0.93      |



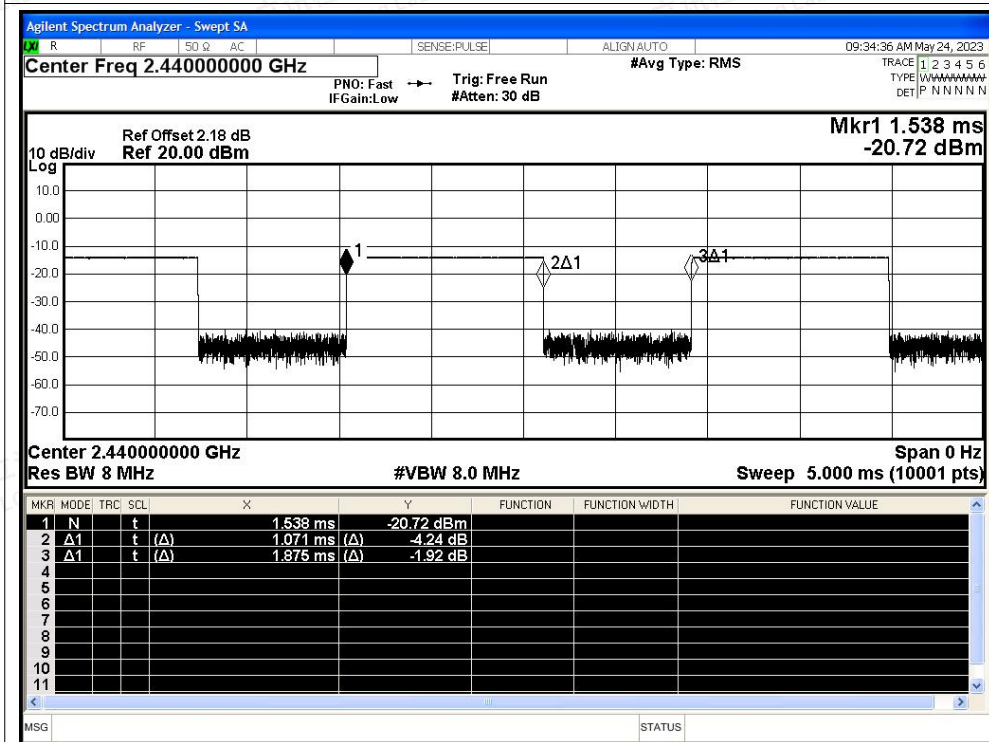


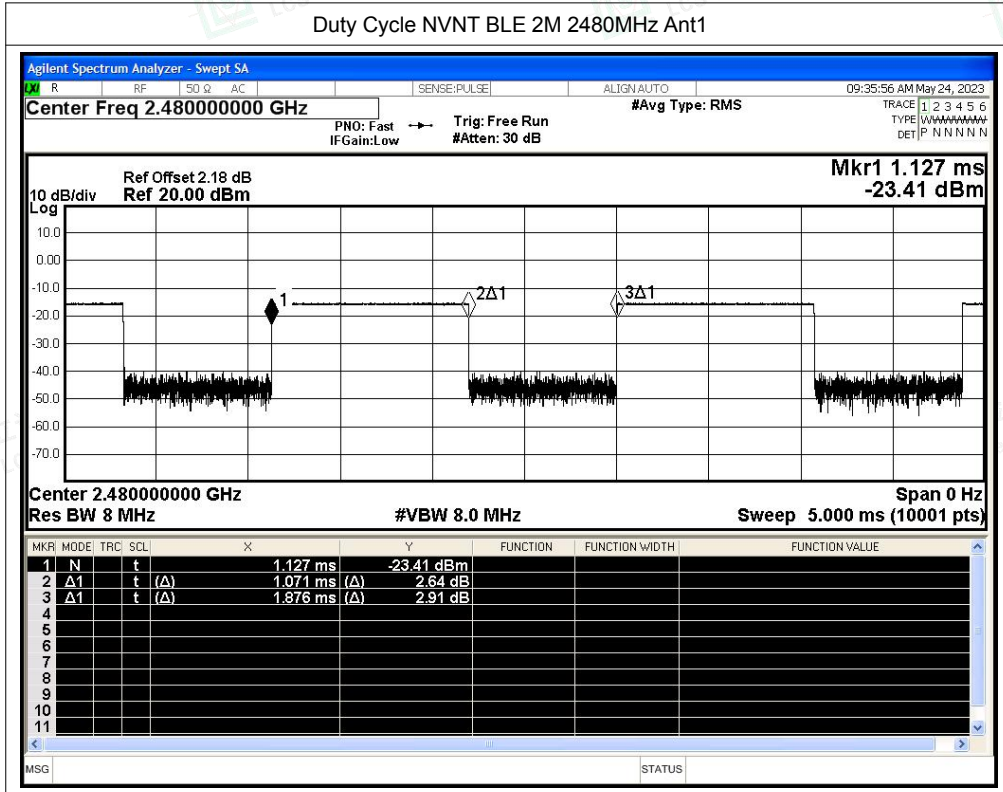
Test Graphs

Duty Cycle NVNT BLE 2M 2402MHz Ant1



Duty Cycle NVNT BLE 2M 2440MHz Ant1







## B.7 Restrict Band

| Condition | Mode   | Frequency (MHz) | Antenna | Spur Freq (MHz) | Power (dBm) | Gain (dBi) | E (dBuV/m) | Detector | Limit (dBuV/m) | Verdict |
|-----------|--------|-----------------|---------|-----------------|-------------|------------|------------|----------|----------------|---------|
| NVNT      | BLE 2M | 2402            | Ant1    | 2310            | -52.13      | 2          | 45.13      | Peak     | 74             | Pass    |
| NVNT      | BLE 2M | 2402            | Ant1    | 2310            | -57.77      | 2          | 39.49      | Average  | 54             | Pass    |
| NVNT      | BLE 2M | 2402            | Ant1    | 2321.808        | -47.55      | 2          | 49.71      | Peak     | 74             | Pass    |
| NVNT      | BLE 2M | 2402            | Ant1    | 2388.24         | -57.04      | 2          | 40.22      | Average  | 54             | Pass    |
| NVNT      | BLE 2M | 2402            | Ant1    | 2390            | -50.84      | 2          | 46.42      | Peak     | 74             | Pass    |
| NVNT      | BLE 2M | 2402            | Ant1    | 2390            | -57.26      | 2          | 40         | Average  | 54             | Pass    |
| NVNT      | BLE 2M | 2480            | Ant1    | 2483.5          | -50.48      | 2          | 46.78      | Peak     | 74             | Pass    |
| NVNT      | BLE 2M | 2480            | Ant1    | 2483.5          | -56.82      | 2          | 40.44      | Average  | 54             | Pass    |
| NVNT      | BLE 2M | 2480            | Ant1    | 2498.32         | -45.46      | 2          | 51.8       | Peak     | 74             | Pass    |
| NVNT      | BLE 2M | 2480            | Ant1    | 2499.616        | -56.65      | 2          | 40.61      | Average  | 54             | Pass    |
| NVNT      | BLE 2M | 2480            | Ant1    | 2500            | -50.35      | 2          | 46.91      | Peak     | 74             | Pass    |
| NVNT      | BLE 2M | 2480            | Ant1    | 2500            | -56.9       | 2          | 40.36      | Average  | 54             | Pass    |



Shenzhen LCS Compliance Testing Laboratory Ltd.

Add: 101, 201 Bldg A &amp; 301 Bldg C, Juji Industrial Park Yabianxueziwei, Shajing Street, Baoan District, Shenzhen, 518000, China

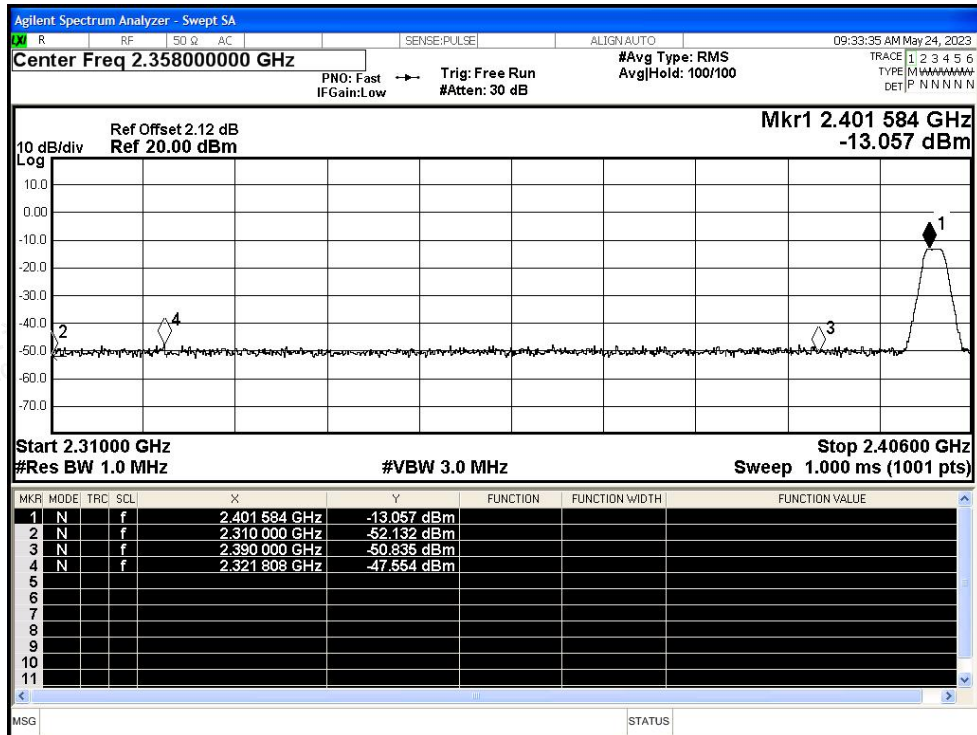
Tel: +(86) 0755-82591330 | E-mail: webmaster@lcs-cert.com | Web: www.lcs-cert.com

Scan code to check authenticity

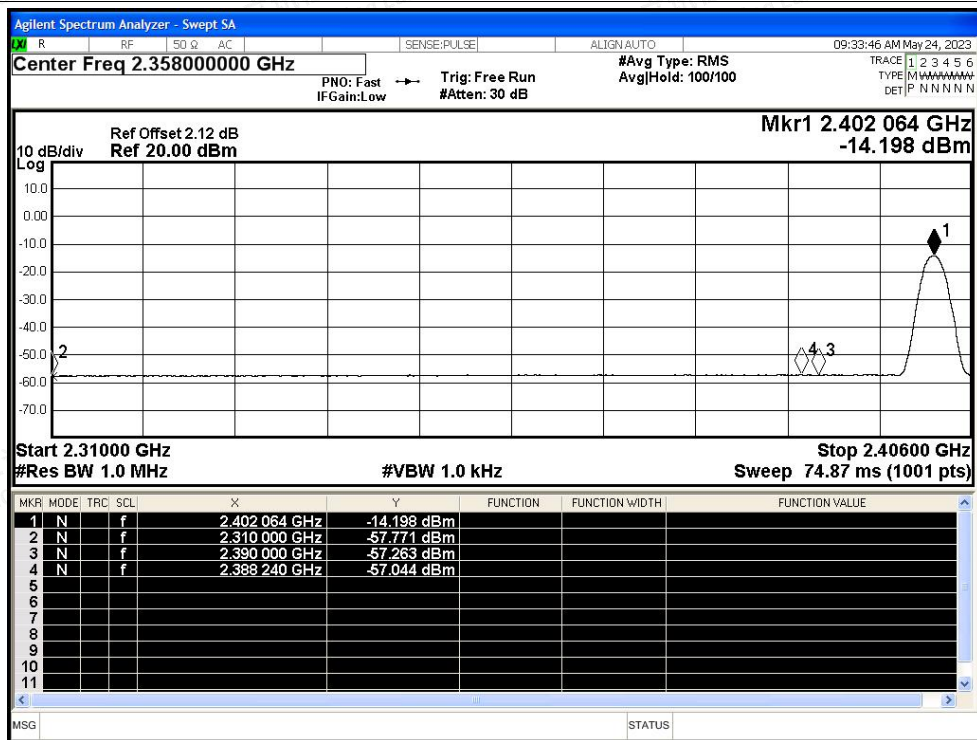


Test Graphs

Restrict Band NVNT BLE 2M 2402MHz Ant1 Peak

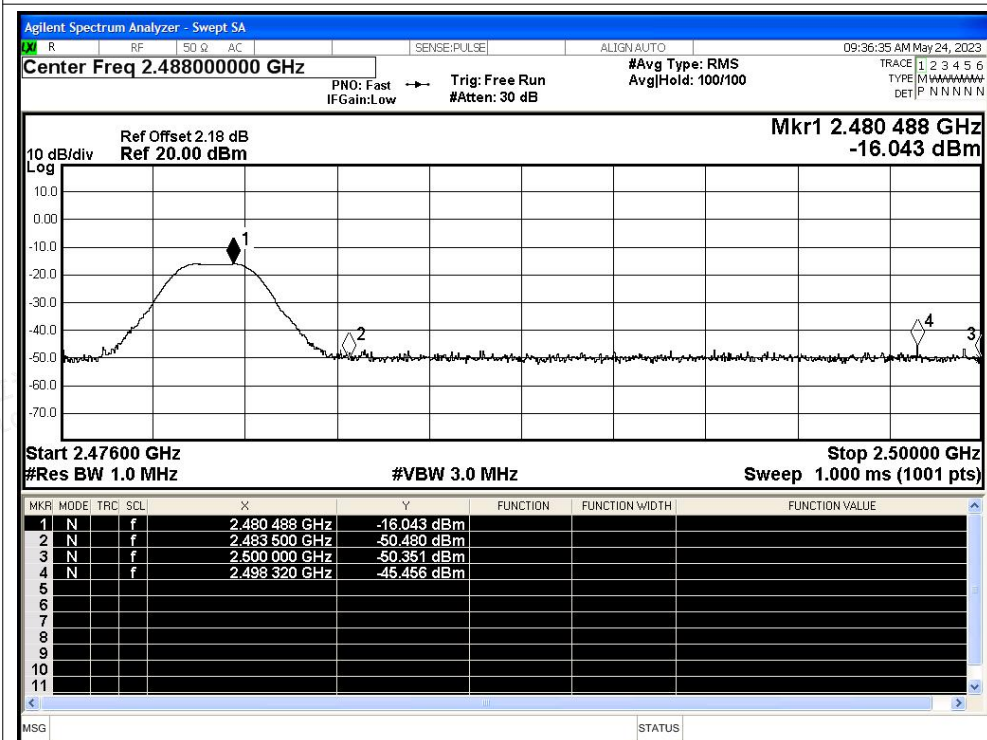


Restrict Band NVNT BLE 2M 2402MHz Ant1 Average





Restrict Band NVNT BLE 2M 2480MHz Ant1 Peak



Restrict Band NVNT BLE 2M 2480MHz Ant1 Average

