

SAR Test Setup Photographs

- USB Dongle Photo
- Body SAR Test Photo

■ Test Setup Photo (Liquid depth)



Note: The liquid depth is maintained at a minimum depth of 15 cm to minimize reflections from the upper surface.


■ USB Dongle Photo (Horizontal-Up, Horizontal-Down)



■ USB Dongle Photo (Vertical-Front, Vertical-Back)



■ USB Cable (12 inches or less)



■ Test Setup Photo (Body SAR Test Photo)





■ Test Setup Photo (Horizontal-Up)



■ Test Setup Photo (Horizontal-Down)



■ Test Setup Photo (Vertical-Front)



■ Test Setup Photo (Vertical-Back)

