

Figure 5
General Appearance of the EUT



Figure 6
Inside of the EUT




Figure 7
Inside of the EUT




Figure 8
Inside of the EUT




Figure 9
Inside of the EUT



Figure 10
Inside of the EUT



Figure 11
Inside of the EUT



Figure 12
Inside of the EUT



Figure 15
Inside of the EUT



Figure 16
Inside of the EUT



Figure 17
Inside of the EUT




Figure 18
Inside of the EUT




Figure 19
Inside of the EUT




Figure 20
Inside of the EUT




Figure 21
Inside of the EUT




Figure 22
Inside of the EUT




Figure 23
Inside of the EUT



Figure 24
Inside of the EUT



Figure 25
Inside of the EUT



Figure 26
Inside of the EUT




Figure 29
Inside of the EUT




Figure 30
Inside of the EUT




Figure 31
Inside of the EUT




Figure 32
Inside of the EUT




Figure 33
Inside of the EUT




Figure 34
Power Adapter



Figure 35
Power Adapter



Figure 36
Power Adapter

