Test Laboratory: Audix SAR Lab Date: 01/09/2019

CH23095(707.5MHz Back)

EUT: COSMO M/N:COSMO COMMUNICATOR

Communication System: UID 0, Generic LTE (0); Communication System Band: Band 12, E-UTRA/FDD (698.0 - 716.0 MHz); Frequency: 707.5 MHz;Communication System PAR: 0 dB

Medium parameters used (interpolated): f = 707.5 MHz; σ = 0.948 S/m; ε_r = 55.446; ρ = 1000 kg/m^3

Phantom section: Flat Section

DASY5 Configuration:

- Probe: EX3DV4 - SN3767; ConvF(10.00, 10.00, 10.00); Calibrated: 25/03/2019;
- Modulation Compensation:
- Sensor-Surface: 4mm (Mechanical Surface Detection)
- Electronics: DAE4 Sn899; Calibrated: 19/03/2019
- Phantom: SAM1; Type: SAM; Serial: TP-1543
- Measurement SW: DASY52, Version 52.8 (8); SEMCAD X Version 14.6.10 (7331)

Configuration/CH23095(707.5MHz Back)/Area Scan (61x81x1): Interpolated grid: dx=1.500 mm, dy=1.500 mm

Maximum value of SAR (interpolated) = 0.00158 W/kg

Configuration/CH23095(707.5MHz Back)/Zoom Scan (5x5x7)/Cube 0:

Measurement grid: dx=8mm, dy=8mm, dz=5mm

Reference Value = 1.229 V/m; Power Drift = 0.12 dB

Peak SAR (extrapolated) = 0.00167 W/kg

SAR(1 g) = 0.00151 W/kg; SAR(10 g) = 0.00118 W/kg

Maximum value of SAR (measured) = 0.00163 W/kg



Test Laboratory: Audix SAR Lab Date: 01/09/2019

CH23095(707.5MHz Bottom)

EUT: COSMO M/N:COSMO COMMUNICATOR

Communication System: UID 0, Generic LTE (0); Communication System Band: Band 12, E-UTRA/FDD (698.0 - 716.0 MHz); Frequency: 707.5 MHz;Communication System PAR: 0 dB

Medium parameters used (interpolated): f = 707.5 MHz; σ = 0.948 S/m; ε_r = 55.446; ρ = 1000 kg/m^3

Phantom section: Flat Section

DASY5 Configuration:

- Probe: EX3DV4 - SN3767; ConvF(10.00, 10.00, 10.00); Calibrated: 25/03/2019;
- Modulation Compensation:
- Sensor-Surface: 4mm (Mechanical Surface Detection)
- Electronics: DAE4 Sn899; Calibrated: 19/03/2019
- Phantom: SAM1; Type: SAM; Serial: TP-1543
- Measurement SW: DASY52, Version 52.8 (8); SEMCAD X Version 14.6.10 (7331)

Configuration/CH23095(707.5MHz Bottom)/Area Scan (61x81x1): Interpolated grid: dx=1.500 mm, dy=1.500 mm

Maximum value of SAR (interpolated) = 0.00903 W/kg

Configuration/CH23095(707.5MHz Bottom)/Zoom Scan (5x5x7)/Cube 0:

Measurement grid: dx=8mm, dy=8mm, dz=5mm

Reference Value = 2.245 V/m; Power Drift = 0.15 dB

Peak SAR (extrapolated) = 0.0140 W/kg

SAR(1 g) = 0.00969 W/kg; SAR(10 g) = 0.00677 W/kg

Maximum value of SAR (measured) = 0.00988 W/kg

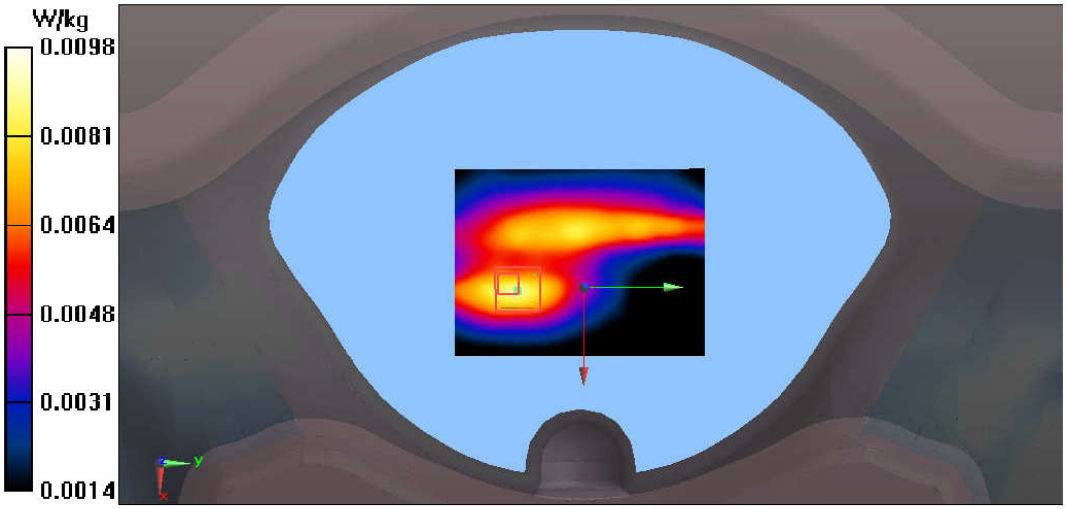

Test Laboratory: Audix SAR Lab Date: 01/09/2019

CH23095(707.5MHz Front)

EUT: COSMO M/N:COSMO COMMUNICATOR

Communication System: UID 0, Generic LTE (0); Communication System Band: Band 12, E-UTRA/FDD (698.0 - 716.0 MHz); Frequency: 707.5 MHz;Communication System PAR: 0 dB

Medium parameters used (interpolated): f = 707.5 MHz; σ = 0.948 S/m; ε_r = 55.446; ρ = 1000 kg/m^3

Phantom section: Flat Section

DASY5 Configuration:

- Probe: EX3DV4 - SN3767; ConvF(10.00, 10.00, 10.00); Calibrated: 25/03/2019;
- Modulation Compensation:
- Sensor-Surface: 4mm (Mechanical Surface Detection)
- Electronics: DAE4 Sn899; Calibrated: 19/03/2019
- Phantom: SAM1; Type: SAM; Serial: TP-1543
- Measurement SW: DASY52, Version 52.8 (8); SEMCAD X Version 14.6.10 (7331)

Configuration/CH23095(707.5MHz Front)/Area Scan (61x81x1): Interpolated grid: dx=1.500 mm, dy=1.500 mm

Maximum value of SAR (interpolated) = 0.0220 W/kg

Configuration/CH23095(707.5MHz Front)/Zoom Scan (5x5x7)/Cube 0:

Measurement grid: dx=8mm, dy=8mm, dz=5mm

Reference Value = 3.435 V/m; Power Drift = 0.12 dB

Peak SAR (extrapolated) = 0.0340 W/kg

SAR(1 g) = 0.018 W/kg; SAR(10 g) = 0.011 W/kg

Maximum value of SAR (measured) = 0.0195 W/kg



Test Laboratory: Audix SAR Lab Date: 01/09/2019

CH23095(707.5MHz Right)

EUT: COSMO M/N:COSMO COMMUNICATOR

Communication System: UID 0, Generic LTE (0); Communication System Band: Band 12, E-UTRA/FDD (698.0 - 716.0 MHz); Frequency: 707.5 MHz;Communication System PAR: 0 dB

Medium parameters used (interpolated): f = 707.5 MHz; σ = 0.948 S/m; ε_r = 55.446; ρ = 1000 kg/m^3

Phantom section: Flat Section

DASY5 Configuration:

- Probe: EX3DV4 - SN3767; ConvF(10.00, 10.00, 10.00); Calibrated: 25/03/2019;
- Modulation Compensation:
- Sensor-Surface: 4mm (Mechanical Surface Detection)
- Electronics: DAE4 Sn899; Calibrated: 19/03/2019
- Phantom: SAM1; Type: SAM; Serial: TP-1543
- Measurement SW: DASY52, Version 52.8 (8); SEMCAD X Version 14.6.10 (7331)

Configuration/CH23095(707.5MHz Right)/Area Scan (61x81x1): Interpolated grid: dx=1.500 mm, dy=1.500 mm

Maximum value of SAR (interpolated) = 0.00678 W/kg

Configuration/CH23095(707.5MHz Right)/Zoom Scan (5x5x7)/Cube 0:

Measurement grid: dx=8mm, dy=8mm, dz=5mm

Reference Value = 2.679 V/m; Power Drift = 0.11 dB

Peak SAR (extrapolated) = 0.0160 W/kg

SAR(1 g) = 0.00652 W/kg; SAR(10 g) = 0.0034 W/kg

Maximum value of SAR (measured) = 0.00803 W/kg

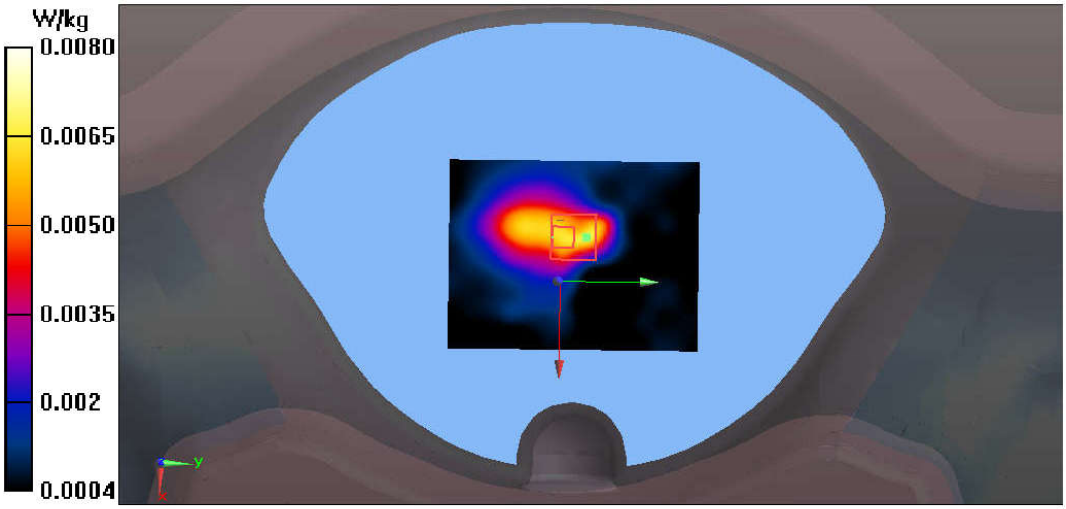

Test Laboratory: Audix SAR Lab Date: 01/09/2019

CH23095(707.5MHz Top)

EUT: COSMO M/N:COSMO COMMUNICATOR

Communication System: UID 0, Generic LTE (0); Communication System Band: Band 12, E-UTRA/FDD (698.0 - 716.0 MHz); Frequency: 707.5 MHz;Communication System PAR: 0 dB

Medium parameters used (interpolated): f = 707.5 MHz; σ = 0.948 S/m; ε_r = 55.446; ρ = 1000 kg/m^3

Phantom section: Flat Section

DASY5 Configuration:

- Probe: EX3DV4 - SN3767; ConvF(10.00, 10.00, 10.00); Calibrated: 25/03/2019;
- Modulation Compensation:
- Sensor-Surface: 4mm (Mechanical Surface Detection)
- Electronics: DAE4 Sn899; Calibrated: 19/03/2019
- Phantom: SAM1; Type: SAM; Serial: TP-1543
- Measurement SW: DASY52, Version 52.8 (8); SEMCAD X Version 14.6.10 (7331)

Configuration/CH23095(707.5MHz Top)/Area Scan (61x81x1): Interpolated grid: dx=1.500 mm, dy=1.500 mm

Maximum value of SAR (interpolated) = 0.00409 W/kg

Configuration/CH23095(707.5MHz Top)/Zoom Scan (5x5x7)/Cube 0:

Measurement grid: dx=8mm, dy=8mm, dz=5mm

Reference Value = 1.555 V/m; Power Drift = 0.19 dB

Peak SAR (extrapolated) = 0.00685 W/kg

SAR(1 g) = 0.00364 W/kg; SAR(10 g) = 0.00267 W/kg

Maximum value of SAR (measured) = 0.00371 W/kg

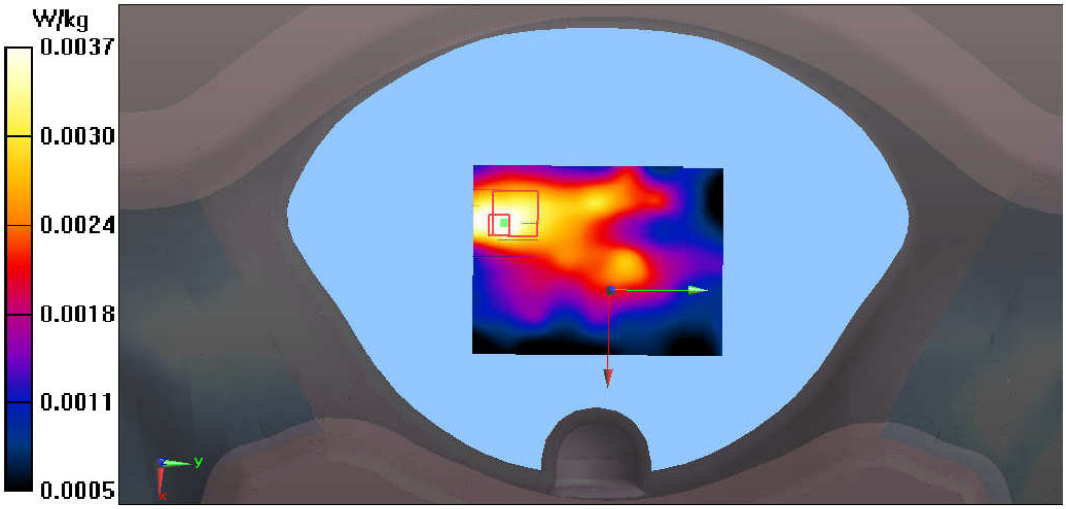

Test Laboratory: Audix SAR Lab Date: 01/09/2019

Head 15 Degree Left CH23095(707.5MHz) -Right

EUT: COSMO M/N:COSMO COMMUNICATOR

Communication System: UID 0, Generic LTE (0); Communication System Band: Band 12, E-UTRA/FDD (698.0 - 716.0 MHz); Frequency: 707.5 MHz;Communication System PAR: 0 dB

Medium parameters used (interpolated): f = 707.5 MHz; σ = 0.858 S/m; ε_r = 42.446; ρ = 1000 kg/m^3

Phantom section: Left Section

DASY5 Configuration:

- Probe: EX3DV4 - SN3767; ConvF(9.72, 9.72, 9.72); Calibrated: 25/03/2019;
- Modulation Compensation:
- Sensor-Surface: 4mm (Mechanical Surface Detection)
- Electronics: DAE4 Sn899; Calibrated: 19/03/2019
- Phantom: SAM1; Type: SAM; Serial: TP-1543
- Measurement SW: DASY52, Version 52.8 (8); SEMCAD X Version 14.6.10 (7331)

Configuration/Head 15 Degree Left CH23095(707.5MHz)/Area Scan (121x61x1): Interpolated grid: dx=1.500 mm, dy=1.500 mm

Maximum value of SAR (interpolated) = 0.0167 W/kg

Configuration/Head 15 Degree Left CH23095(707.5MHz)/Zoom Scan (5x5x7)/Cube 0: Measurement grid: dx=8mm, dy=8mm, dz=5mm

Reference Value = 4.071 V/m; Power Drift = 0.05 dB

Peak SAR (extrapolated) = 0.0190 W/kg

SAR(1 g) = 0.014 W/kg; SAR(10 g) = 0.011 W/kg

Maximum value of SAR (measured) = 0.0148 W/kg



Test Laboratory: Audix SAR Lab Date: 01/09/2019

Head 15 Degree Right CH23095(707.5MHz) -Right

EUT: COSMO M/N:COSMO COMMUNICATOR

Communication System: UID 0, Generic LTE (0); Communication System Band: Band 12, E-UTRA/FDD (698.0 - 716.0 MHz); Frequency: 707.5 MHz;Communication System PAR: 0 dB

Medium parameters used (interpolated): f = 707.5 MHz; σ = 0.858 S/m; ε_r = 42.446; ρ = 1000 kg/m^3

Phantom section: Right Section

DASY5 Configuration:

- Probe: EX3DV4 - SN3767; ConvF(9.72, 9.72, 9.72); Calibrated: 25/03/2019;
- Modulation Compensation:
- Sensor-Surface: 4mm (Mechanical Surface Detection)
- Electronics: DAE4 Sn899; Calibrated: 19/03/2019
- Phantom: SAM1; Type: SAM; Serial: TP-1543
- Measurement SW: DASY52, Version 52.8 (8); SEMCAD X Version 14.6.10 (7331)

Configuration/Head 15 Degree Right CH23095(707.55MHz)/Area Scan (121x61x1): Interpolated grid: dx=1.500 mm, dy=1.500 mm

Maximum value of SAR (interpolated) = 0.0145 W/kg

Configuration/Head 15 Degree Right CH23095(707.55MHz)/Zoom Scan (5x5x7)/Cube 0: Measurement grid: dx=8mm, dy=8mm, dz=5mm

Reference Value = 4.016 V/m; Power Drift = 0.03 dB

Peak SAR (extrapolated) = 0.0160 W/kg

SAR(1 g) = 0.014 W/kg; SAR(10 g) = 0.011 W/kg

Maximum value of SAR (measured) = 0.0142 W/kg



Test Laboratory: Audix SAR Lab Date: 01/09/2019

Head Touch Left CH23095(707.5MHz) -Right

EUT: COSMO M/N:COSMO COMMUNICATOR

Communication System: UID 0, Generic LTE (0); Communication System Band: Band 12, E-UTRA/FDD (698.0 - 716.0 MHz); Frequency: 707.5 MHz;Communication System PAR: 0 dB

Medium parameters used (interpolated): f = 707.5 MHz; σ = 0.858 S/m; ε_r = 42.446; ρ = 1000 kg/m^3

Phantom section: Left Section

DASY5 Configuration:

- Probe: EX3DV4 - SN3767; ConvF(9.72, 9.72, 9.72); Calibrated: 25/03/2019;
- Modulation Compensation:
- Sensor-Surface: 4mm (Mechanical Surface Detection)
- Electronics: DAE4 Sn899; Calibrated: 19/03/2019
- Phantom: SAM1; Type: SAM; Serial: TP-1543
- Measurement SW: DASY52, Version 52.8 (8); SEMCAD X Version 14.6.10 (7331)

Configuration/Head Touch Left CH23095(707.5MHz)/Area Scan (121x61x1):

Interpolated grid: dx=1.500 mm, dy=1.500 mm

Maximum value of SAR (interpolated) = 0.0164 W/kg

Configuration/Head Touch Left CH23095(707.5MHz)/Zoom Scan (5x5x7)/Cube 0: Measurement grid: dx=8mm, dy=8mm, dz=5mm

Reference Value = 4.136 V/m; Power Drift = 0.05 dB

Peak SAR (extrapolated) = 0.0190 W/kg

SAR(1 g) = 0.015 W/kg; SAR(10 g) = 0.012 W/kg

Maximum value of SAR (measured) = 0.0149 W/kg

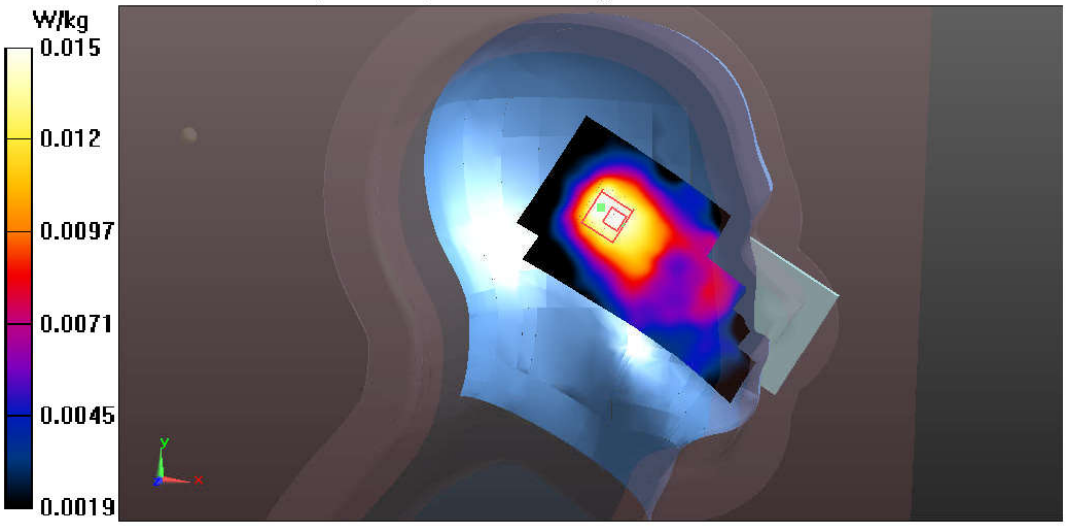

Test Laboratory: Audix SAR Lab Date: 01/09/2019

Head Touch Right CH23095(707.5MHz) -Right

EUT: COSMO M/N:COSMO COMMUNICATOR

Communication System: UID 0, Generic LTE (0); Communication System Band: Band 12, E-UTRA/FDD (698.0 - 716.0 MHz); Frequency: 707.5 MHz;Communication System PAR: 0 dB

Medium parameters used (interpolated): f = 707.5 MHz; σ = 0.858 S/m; ε_r = 42.446; ρ = 1000 kg/m^3

Phantom section: Right Section

DASY5 Configuration:

- Probe: EX3DV4 - SN3767; ConvF(9.72, 9.72, 9.72); Calibrated: 25/03/2019;
- Modulation Compensation:
- Sensor-Surface: 4mm (Mechanical Surface Detection)
- Electronics: DAE4 Sn899; Calibrated: 19/03/2019
- Phantom: SAM1; Type: SAM; Serial: TP-1543
- Measurement SW: DASY52, Version 52.8 (8); SEMCAD X Version 14.6.10 (7331)

Configuration/Head Touch Right CH23095(707.55MHz)/Area Scan (121x61x1): Interpolated grid: dx=1.500 mm, dy=1.500 mm

Maximum value of SAR (interpolated) = 0.0149 W/kg

Configuration/Head Touch Right CH23095(707.55MHz)/Zoom Scan (5x5x7)/Cube 0: Measurement grid: dx=8mm, dy=8mm, dz=5mm

Reference Value = 3.993 V/m; Power Drift = 0.03 dB

Peak SAR (extrapolated) = 0.0170 W/kg

SAR(1 g) = 0.014 W/kg; SAR(10 g) = 0.011 W/kg

Maximum value of SAR (measured) = 0.0144 W/kg



Test Laboratory: Audix SAR Lab Date: 31/08/2019

CH23790(710MHz Back)

EUT: COSMO M/N:COSMO COMMUNICATOR

Communication System: UID 0, Generic LTE (0); Communication System Band: Band 17, E-UTRA/FDD (704.0 - 716.0 MHz); Frequency: 710 MHz;Communication System PAR: 0 dB

Medium parameters used (interpolated): f = 710 MHz; σ = 0.944 S/m; ε_r = 55.31; ρ = 1000 kg/m^3

Phantom section: Flat Section

DASY5 Configuration:

- Probe: EX3DV4 - SN3767; ConvF(10.00, 10.00, 10.00); Calibrated: 25/03/2019;
- Modulation Compensation:
- Sensor-Surface: 4mm (Mechanical Surface Detection)
- Electronics: DAE4 Sn899; Calibrated: 19/03/2019
- Phantom: SAM1; Type: SAM; Serial: TP-1543
- Measurement SW: DASY52, Version 52.8 (8); SEMCAD X Version 14.6.10 (7331)

Configuration/CH23790(710MHz Back)/Area Scan (61x81x1): Interpolated grid: dx=1.500 mm, dy=1.500 mm

Maximum value of SAR (interpolated) = 0.00136 W/kg

Configuration/CH23790(710MHz Back)/Zoom Scan (5x5x7)/Cube 0:

Measurement grid: dx=8mm, dy=8mm, dz=5mm

Reference Value = 0.3870 V/m; Power Drift = 0.15 dB

Peak SAR (extrapolated) = 0.00124 W/kg

SAR(1 g) = 0.000853 W/kg; SAR(10 g) = 0.000618 W/kg

Maximum value of SAR (measured) = 0.00103 W/kg

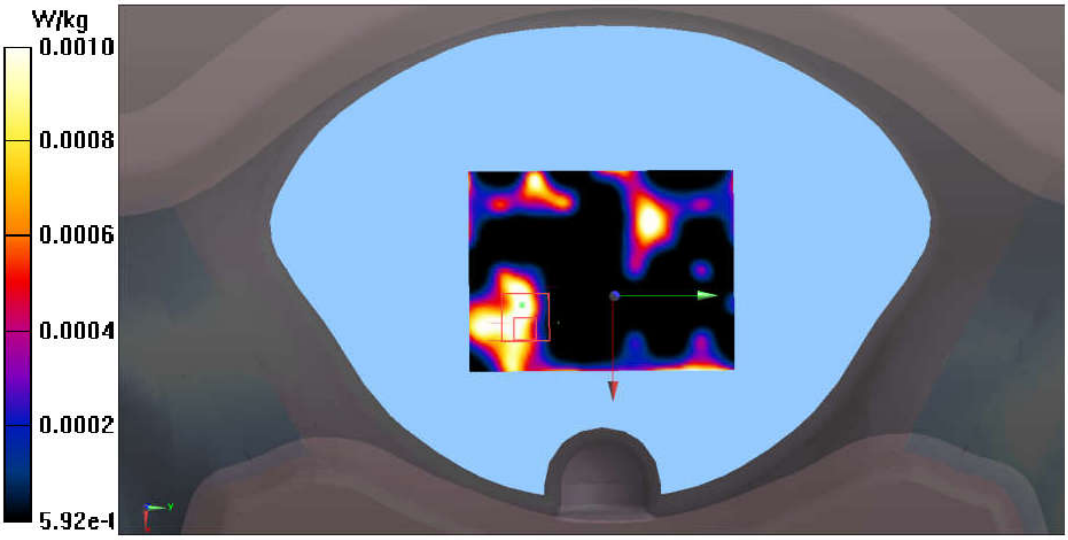

Test Laboratory: Audix SAR Lab Date: 31/08/2019

CH23790(710MHz Bottom)

EUT: COSMO M/N:COSMO COMMUNICATOR

Communication System: UID 0, Generic LTE (0); Communication System Band: Band 17, E-UTRA/FDD (704.0 - 716.0 MHz); Frequency: 710 MHz;Communication System PAR: 0 dB

Medium parameters used (interpolated): f = 710 MHz; σ = 0.944 S/m; ε_r = 55.31; ρ = 1000 kg/m^3

Phantom section: Flat Section

DASY5 Configuration:

- Probe: EX3DV4 - SN3767; ConvF(10.00, 10.00, 10.00); Calibrated: 25/03/2019;
- Modulation Compensation:
- Sensor-Surface: 4mm (Mechanical Surface Detection)
- Electronics: DAE4 Sn899; Calibrated: 19/03/2019
- Phantom: SAM1; Type: SAM; Serial: TP-1543
- Measurement SW: DASY52, Version 52.8 (8); SEMCAD X Version 14.6.10 (7331)

Configuration/CH23790(710MHz Bottom)/Area Scan (61x81x1): Interpolated grid: dx=1.500 mm, dy=1.500 mm

Maximum value of SAR (interpolated) = 0.00847 W/kg

Configuration/CH23790(710MHz Bottom)/Zoom Scan (5x5x7)/Cube 0:

Measurement grid: dx=8mm, dy=8mm, dz=5mm

Reference Value = 2.472 V/m; Power Drift = 0.11 dB

Peak SAR (extrapolated) = 0.0130 W/kg

SAR(1 g) = 0.00788 W/kg; SAR(10 g) = 0.00549 W/kg

Maximum value of SAR (measured) = 0.00867 W/kg

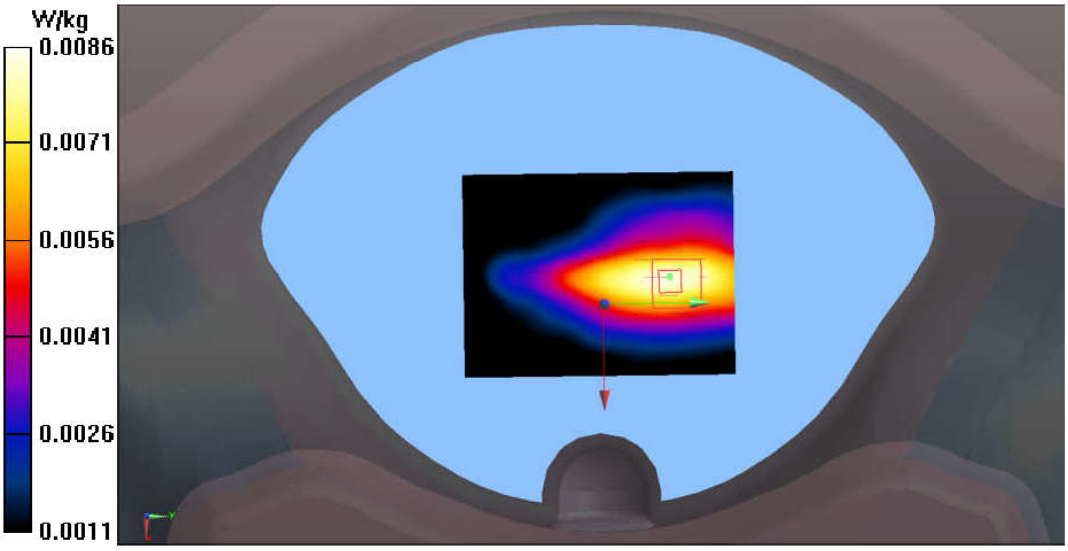

Test Laboratory: Audix SAR Lab Date: 31/08/2019

CH23790(710MHz Front)

EUT: COSMO M/N:COSMO COMMUNICATOR

Communication System: UID 0, Generic LTE (0); Communication System Band: Band 17, E-UTRA/FDD (704.0 - 716.0 MHz); Frequency: 710 MHz;Communication System PAR: 0 dB

Medium parameters used (interpolated): f = 710 MHz; σ = 0.944 S/m; ε_r = 55.31; ρ = 1000 kg/m^3

Phantom section: Flat Section

DASY5 Configuration:

- Probe: EX3DV4 - SN3767; ConvF(10.00, 10.00, 10.00); Calibrated: 25/03/2019;
- Modulation Compensation:
- Sensor-Surface: 4mm (Mechanical Surface Detection)
- Electronics: DAE4 Sn899; Calibrated: 19/03/2019
- Phantom: SAM1; Type: SAM; Serial: TP-1543
- Measurement SW: DASY52, Version 52.8 (8); SEMCAD X Version 14.6.10 (7331)

Configuration/CH23790(710MHz Front)/Area Scan (61x81x1): Interpolated grid: dx=1.500 mm, dy=1.500 mm

Maximum value of SAR (interpolated) = 0.0125 W/kg

Configuration/CH23790(710MHz Front)/Zoom Scan (5x5x7)/Cube 0:

Measurement grid: dx=8mm, dy=8mm, dz=5mm

Reference Value = 3.486 V/m; Power Drift = 0.20 dB

Peak SAR (extrapolated) = 0.0190 W/kg

SAR(1 g) = 0.012 W/kg; SAR(10 g) = 0.00832 W/kg

Maximum value of SAR (measured) = 0.0133 W/kg



Test Laboratory: Audix SAR Lab Date: 31/08/2019

CH23790(710MHz Right)

EUT: COSMO M/N:COSMO COMMUNICATOR

Communication System: UID 0, Generic LTE (0); Communication System Band: Band 17, E-UTRA/FDD (704.0 - 716.0 MHz); Frequency: 710 MHz;Communication System PAR: 0 dB

Medium parameters used (interpolated): f = 710 MHz; σ = 0.944 S/m; ε_r = 55.31; ρ = 1000 kg/m^3

Phantom section: Flat Section

DASY5 Configuration:

- Probe: EX3DV4 - SN3767; ConvF(10.00, 10.00, 10.00); Calibrated: 25/03/2019;
- Modulation Compensation:
- Sensor-Surface: 4mm (Mechanical Surface Detection)
- Electronics: DAE4 Sn899; Calibrated: 19/03/2019
- Phantom: SAM1; Type: SAM; Serial: TP-1543
- Measurement SW: DASY52, Version 52.8 (8); SEMCAD X Version 14.6.10 (7331)

Configuration/CH23790(710MHz Bottom)/Area Scan (61x81x1): Interpolated grid: dx=1.500 mm, dy=1.500 mm

Maximum value of SAR (interpolated) = 0.00409 W/kg

Configuration/CH23790(710MHz Bottom)/Zoom Scan (5x5x7)/Cube 0:

Measurement grid: dx=8mm, dy=8mm, dz=5mm

Reference Value = 2.074 V/m; Power Drift = 0.14 dB

Peak SAR (extrapolated) = 0.00780 W/kg

SAR(1 g) = 0.0037 W/kg; SAR(10 g) = 0.00202 W/kg

Maximum value of SAR (measured) = 0.00416 W/kg



Test Laboratory: Audix SAR Lab Date: 31/08/2019

CH23790(710MHz Top)

EUT: COSMO M/N:COSMO COMMUNICATOR

Communication System: UID 0, Generic LTE (0); Communication System Band: Band 17, E-UTRA/FDD (704.0 - 716.0 MHz); Frequency: 710 MHz;Communication System PAR: 0 dB

Medium parameters used (interpolated): f = 710 MHz; σ = 0.944 S/m; ε_r = 55.31; ρ = 1000 kg/m^3

Phantom section: Flat Section

DASY5 Configuration:

- Probe: EX3DV4 - SN3767; ConvF(10.00, 10.00, 10.00); Calibrated: 25/03/2019;
- Modulation Compensation:
- Sensor-Surface: 4mm (Mechanical Surface Detection)
- Electronics: DAE4 Sn899; Calibrated: 19/03/2019
- Phantom: SAM1; Type: SAM; Serial: TP-1543
- Measurement SW: DASY52, Version 52.8 (8); SEMCAD X Version 14.6.10 (7331)

Configuration/CH23790(710MHz Top)/Area Scan (61x81x1): Interpolated grid: dx=1.500 mm, dy=1.500 mm

Maximum value of SAR (interpolated) = 0.00428 W/kg

Configuration/CH23790(710MHz Top)/Zoom Scan (5x5x7)/Cube 0:

Measurement grid: dx=8mm, dy=8mm, dz=5mm

Reference Value = 2.114 V/m; Power Drift = 0.12 dB

Peak SAR (extrapolated) = 0.00694 W/kg

SAR(1 g) = 0.00391 W/kg; SAR(10 g) = 0.0026 W/kg

Maximum value of SAR (measured) = 0.00434 W/kg



Test Laboratory: Audix SAR Lab Date: 31/08/2019

Head 15 Degree Left CH23790(710MHz) -Right

EUT: COSMO M/N:COSMO COMMUNICATOR

Communication System: UID 0, Generic LTE (0); Communication System Band: Band 17, E-UTRA/FDD (704.0 - 716.0 MHz); Frequency: 710 MHz;Communication System PAR: 0 dB

Medium parameters used (interpolated): f = 710 MHz; σ = 0.86 S/m; ε_r = 42.412; ρ = 1000 kg/m^3

Phantom section: Left Section

DASY5 Configuration:

- Probe: EX3DV4 - SN3767; ConvF(9.72, 9.72, 9.72); Calibrated: 25/03/2019;
- Modulation Compensation:
- Sensor-Surface: 4mm (Mechanical Surface Detection)
- Electronics: DAE4 Sn899; Calibrated: 19/03/2019
- Phantom: SAM1; Type: SAM; Serial: TP-1543
- Measurement SW: DASY52, Version 52.8 (8); SEMCAD X Version 14.6.10 (7331)

Configuration/Head 15 Degree Left CH23790(710MHz)/Area Scan (121x61x1): Interpolated grid: dx=1.500 mm, dy=1.500 mm

Maximum value of SAR (interpolated) = 0.0197 W/kg

Configuration/Head 15 Degree Left CH23790(710MHz)/Zoom Scan (5x5x7)/Cube 0: Measurement grid: dx=8mm, dy=8mm, dz=5mm

Reference Value = 4.349 V/m; Power Drift = 0.15 dB

Peak SAR (extrapolated) = 0.0210 W/kg

SAR(1 g) = 0.016 W/kg; SAR(10 g) = 0.013 W/kg

Maximum value of SAR (measured) = 0.0168 W/kg



Test Laboratory: Audix SAR Lab Date: 31/08/2019

Head 15 Degree Right CH23790(710MHz) -Right

EUT: COSMO M/N:COSMO COMMUNICATOR

Communication System: UID 0, Generic LTE (0); Communication System Band: Band 17, E-UTRA/FDD (704.0 - 716.0 MHz); Frequency: 710 MHz;Communication System PAR: 0 dB

Medium parameters used (interpolated): f = 710 MHz; σ = 0.86 S/m; ε_r = 42.412; ρ = 1000 kg/m^3

Phantom section: Right Section

DASY5 Configuration:

- Probe: EX3DV4 - SN3767; ConvF(9.72, 9.72, 9.72); Calibrated: 25/03/2019;
- Modulation Compensation:
- Sensor-Surface: 4mm (Mechanical Surface Detection)
- Electronics: DAE4 Sn899; Calibrated: 19/03/2019
- Phantom: SAM1; Type: SAM; Serial: TP-1543
- Measurement SW: DASY52, Version 52.8 (8); SEMCAD X Version 14.6.10 (7331)

Configuration/Head 15 Degree Right CH23790(710MHz)/Area Scan (121x61x1): Interpolated grid: dx=1.500 mm, dy=1.500 mm

Maximum value of SAR (interpolated) = 0.0157 W/kg

Configuration/Head 15 Degree Right CH23790(710MHz)/Zoom Scan (5x5x7)/Cube 0: Measurement grid: dx=8mm, dy=8mm, dz=5mm

Reference Value = 4.122 V/m; Power Drift = 0.07 dB

Peak SAR (extrapolated) = 0.0180 W/kg

SAR(1 g) = 0.015 W/kg; SAR(10 g) = 0.012 W/kg

Maximum value of SAR (measured) = 0.0155 W/kg

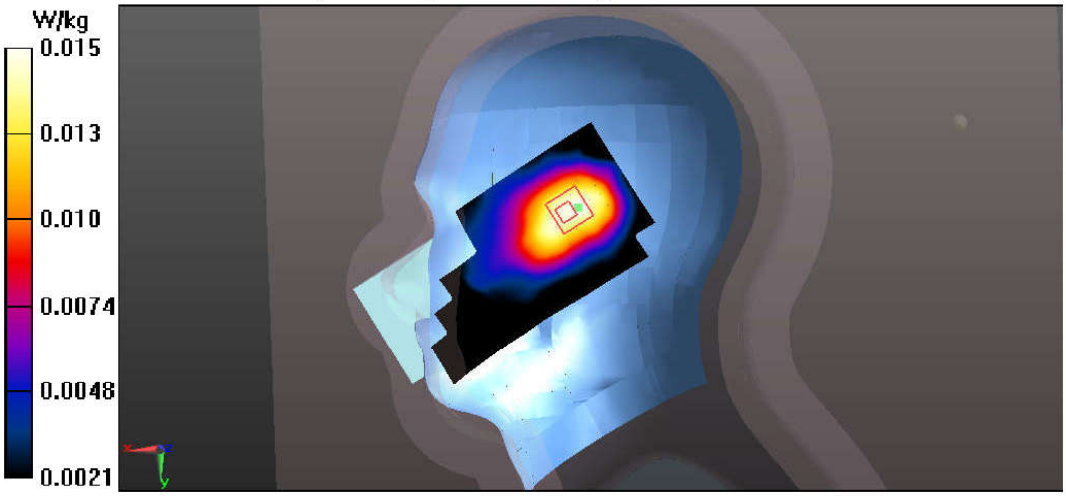

Test Laboratory: Audix SAR Lab Date: 31/08/2019

Head Touch Left CH23790(710MHz) -Right

EUT: COSMO M/N:COSMO COMMUNICATOR

Communication System: UID 0, Generic LTE (0); Communication System Band: Band 17, E-UTRA/FDD (704.0 - 716.0 MHz); Frequency: 710 MHz;Communication System PAR: 0 dB

Medium parameters used (interpolated): f = 710 MHz; σ = 0.86 S/m; ε_r = 42.412; ρ = 1000 kg/m^3

Phantom section: Left Section

DASY5 Configuration:

- Probe: EX3DV4 - SN3767; ConvF(9.72, 9.72, 9.72); Calibrated: 25/03/2019;
- Modulation Compensation:
- Sensor-Surface: 4mm (Mechanical Surface Detection)
- Electronics: DAE4 Sn899; Calibrated: 19/03/2019
- Phantom: SAM1; Type: SAM; Serial: TP-1543
- Measurement SW: DASY52, Version 52.8 (8); SEMCAD X Version 14.6.10 (7331)

Configuration/Head Touch Left CH23790(710MHz)/Area Scan (121x61x1):

Interpolated grid: dx=1.500 mm, dy=1.500 mm

Maximum value of SAR (interpolated) = 0.0190 W/kg

Configuration/Head Touch Left CH23790(710MHz)/Zoom Scan (5x5x7)/Cube 0: Measurement grid: dx=8mm, dy=8mm, dz=5mm

Reference Value = 4.301 V/m; Power Drift = 0.07 dB

Peak SAR (extrapolated) = 0.0230 W/kg

SAR(1 g) = 0.016 W/kg; SAR(10 g) = 0.013 W/kg

Maximum value of SAR (measured) = 0.0168 W/kg



Test Laboratory: Audix SAR Lab Date: 31/08/2019

Head Touch Right CH23790(710MHz) -Right

EUT: COSMO M/N:COSMO COMMUNICATOR

Communication System: UID 0, Generic LTE (0); Communication System Band: Band 17, E-UTRA/FDD (704.0 - 716.0 MHz); Frequency: 710 MHz;Communication System PAR: 0 dB

Medium parameters used (interpolated): f = 710 MHz; σ = 0.86 S/m; ε_r = 42.412; ρ = 1000 kg/m^3

Phantom section: Right Section

DASY5 Configuration:

- Probe: EX3DV4 - SN3767; ConvF(9.72, 9.72, 9.72); Calibrated: 25/03/2019;
- Modulation Compensation:
- Sensor-Surface: 4mm (Mechanical Surface Detection)
- Electronics: DAE4 Sn899; Calibrated: 19/03/2019
- Phantom: SAM1; Type: SAM; Serial: TP-1543
- Measurement SW: DASY52, Version 52.8 (8); SEMCAD X Version 14.6.10 (7331)

Configuration/Head Touch Right CH23790(710MHz)/Area Scan (121x61x1):

Interpolated grid: dx=1.500 mm, dy=1.500 mm

Maximum value of SAR (interpolated) = 0.0149 W/kg

Configuration/Head Touch Right CH23790(710MHz)/Zoom Scan (5x5x7)/Cube 0: Measurement grid: dx=8mm, dy=8mm, dz=5mm

Reference Value = 4.173 V/m; Power Drift = -0.00 dB

Peak SAR (extrapolated) = 0.0170 W/kg

SAR(1 g) = 0.015 W/kg; SAR(10 g) = 0.012 W/kg

Maximum value of SAR (measured) = 0.0153 W/kg