

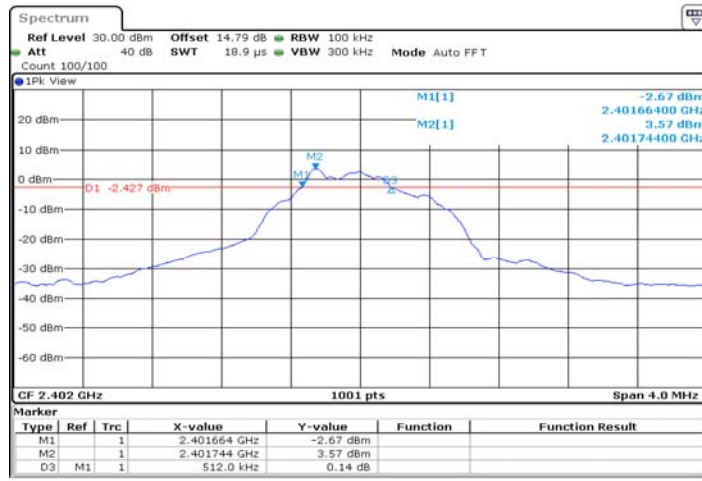
## Appendix A: DTS Bandwidth

### Test Result

TestMode	Antenna	Channel	DTS BW [MHz]	Limit[MHz]	Verdict
BLE_BT4.0	Ant1	2402	0.512	0.5	PASS
		2440	0.512	0.5	PASS
		2480	0.512	0.5	PASS

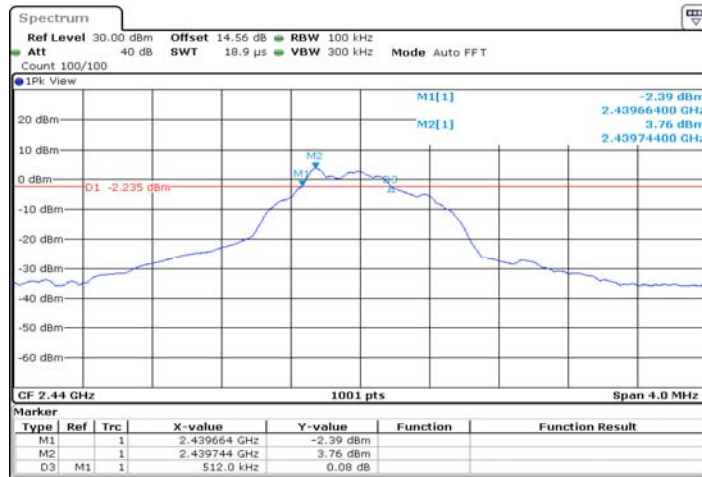
# Test Graphs

BLE\_BT4.0\_Ant1\_2402



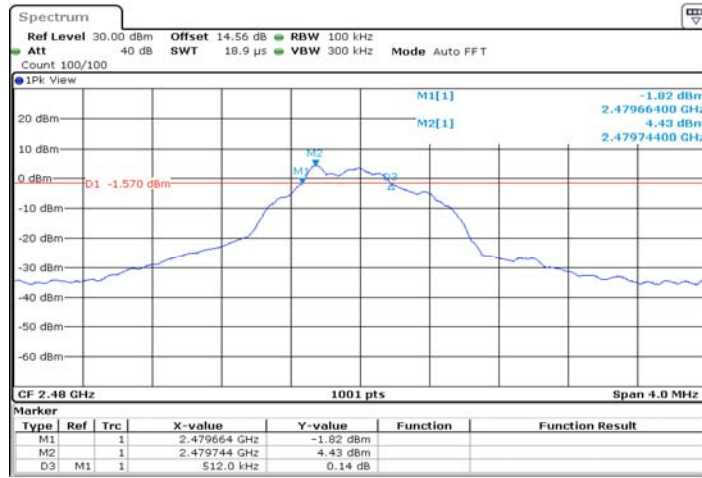
Date: 13.DEC.2019 11:35:45

BLE\_BT4.0\_Ant1\_2440



Date: 13.DEC.2019 11:37:29

BLE\_BT4.0\_Ant1\_2480



Date: 13.DEC.2019 11:39:24

## Appendix B: Maximum conducted output power

### Test Result

TestMode	Antenna	Channel	Result[dBm]	Limit[dBm]	Verdict
BLE_BT4.0	Ant1	2402	0.57	<=30	PASS
		2440	0.82	<=30	PASS
		2480	1.41	<=30	PASS

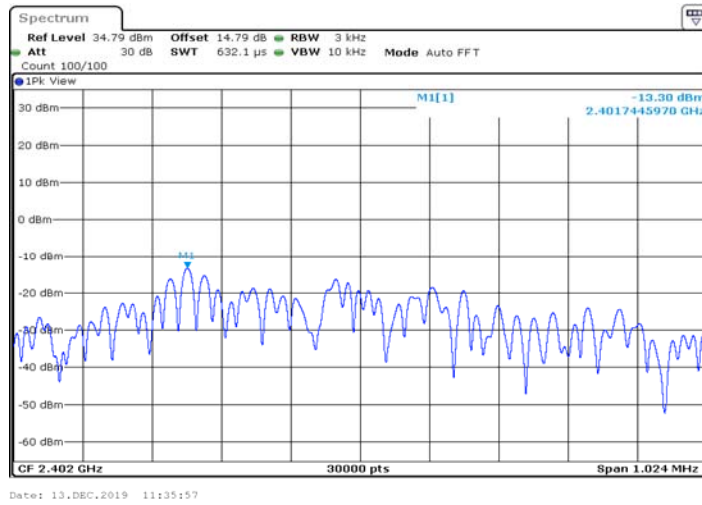
## Appendix C: Maximum power spectral density

### Test Result

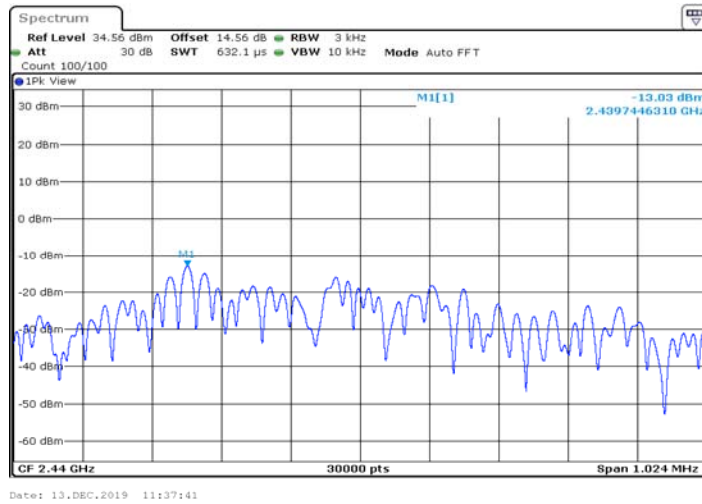
TestMode	Antenna	Channel	Result[dBm/3kHz]	Limit[dBm/3kHz]	Verdict
BLE_BT4.0	Ant1	2402	-13.3	<=8	PASS
		2440	-13.03	<=8	PASS
		2480	-12.41	<=8	PASS

# Test Graphs

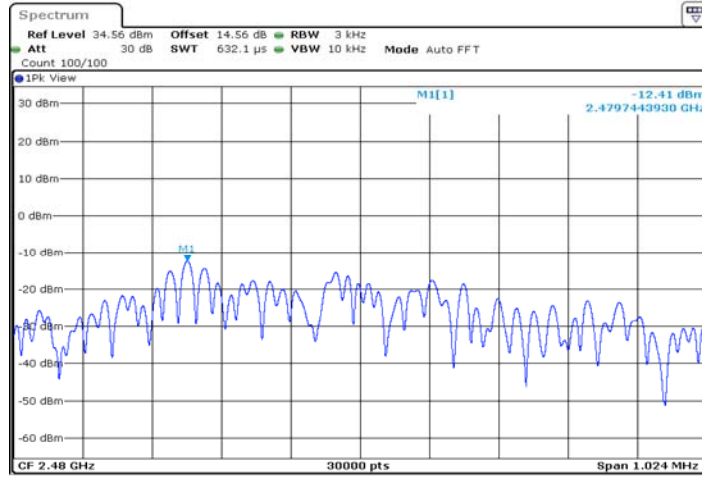
BLE\_BT4.0\_Ant1\_2402



BLE\_BT4.0\_Ant1\_2440

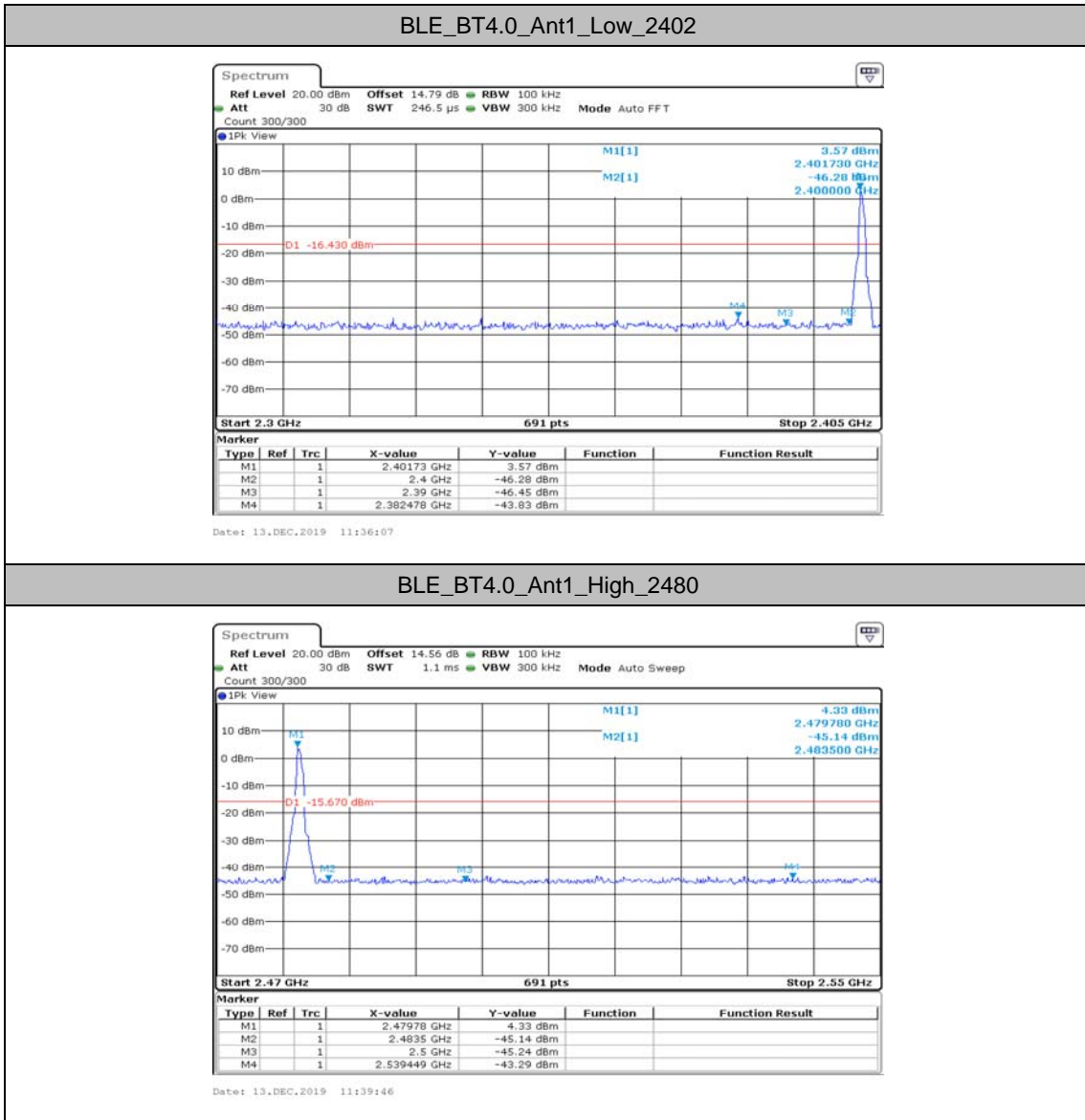


BLE\_BT4.0\_Ant1\_2480



# Appendix D: Band edge measurements

## Test Graphs





## Appendix E: Duty Cycle

### Test Result

TestMode	Antenna	Channel	TransmissionDuration [ms]	Transmission Period [ms]	Duty Cycle [%]
BLE_BT4.0	Ant1	2440	0.08	0.63	13.60

# Test Graphs

