

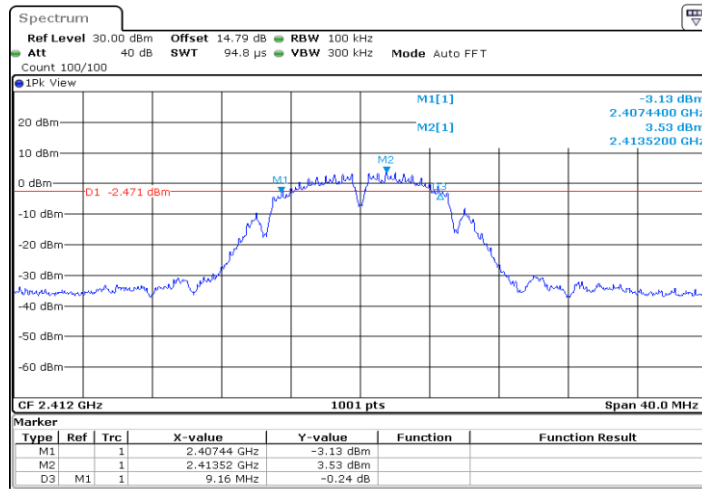
Appendix A: DTS Bandwidth

Test Result

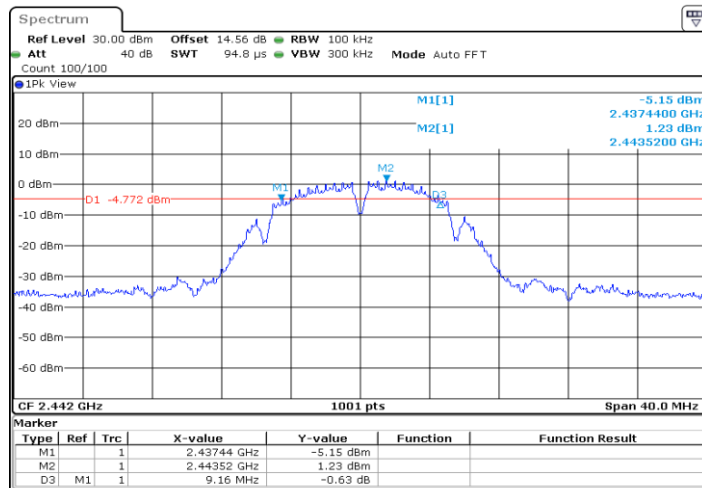
| TestMode | Antenna | Channel | DTS BW [MHz] | Limit[MHz] | Verdict |
|-----------|---------|---------|--------------|------------|---------|
| 11B | Ant1 | 2412 | 9.160 | 0.5 | PASS |
| | | 2442 | 9.160 | 0.5 | PASS |
| | | 2472 | 9.640 | 0.5 | PASS |
| 11G | Ant1 | 2412 | 16.360 | 0.5 | PASS |
| | | 2442 | 16.440 | 0.5 | PASS |
| | | 2472 | 16.440 | 0.5 | PASS |
| 11N20SISO | Ant1 | 2412 | 16.720 | 0.5 | PASS |
| | | 2442 | 17.400 | 0.5 | PASS |
| | | 2472 | 17.640 | 0.5 | PASS |

Test Graphs

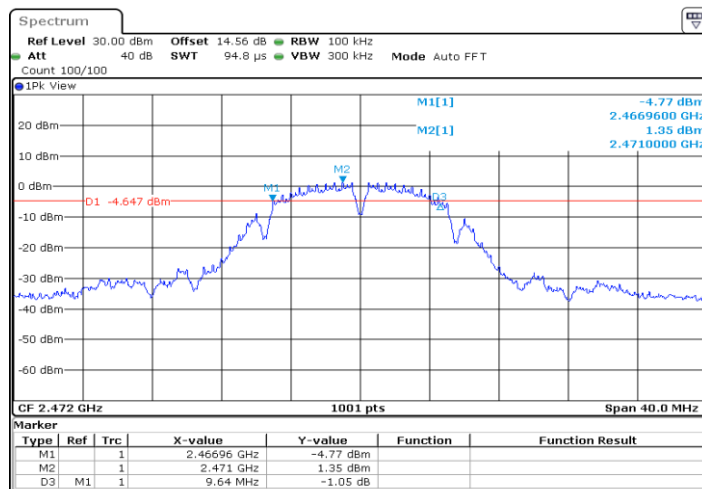
11B_Ant1_2412



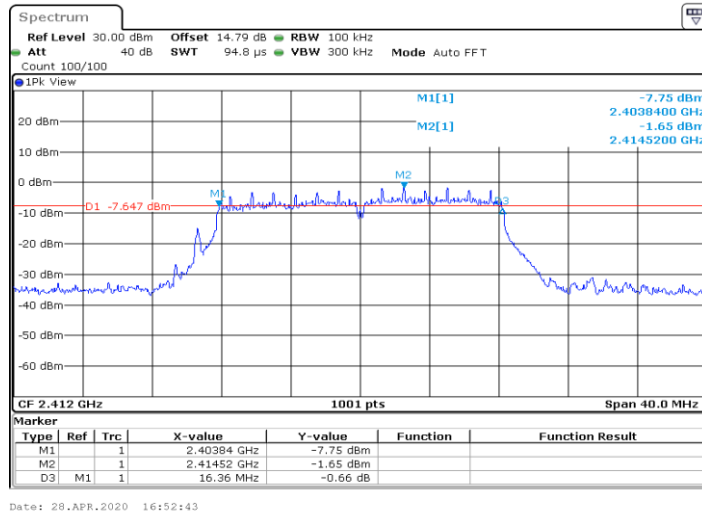
11B_Ant1_2442



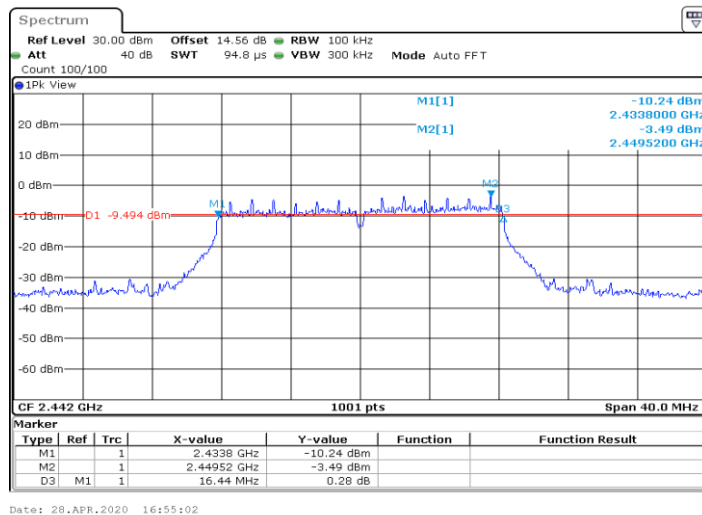
11B_Ant1_2472



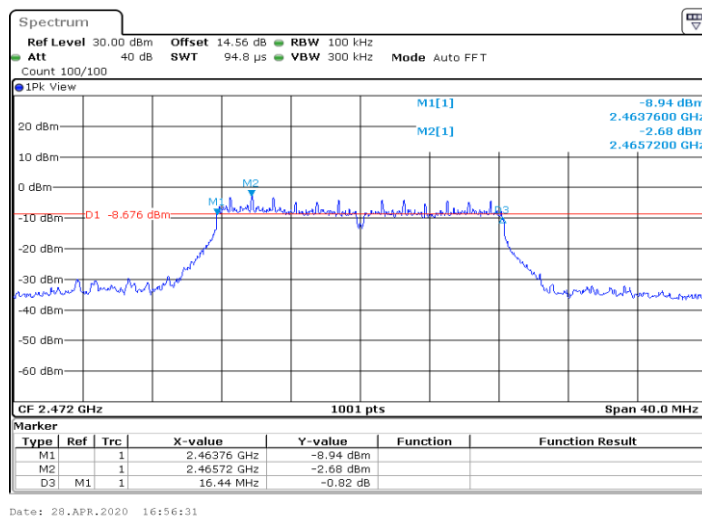
11G_Ant1_2412



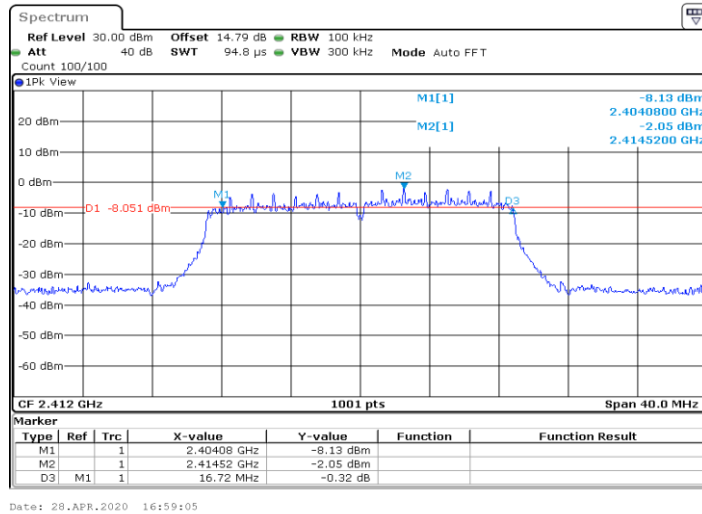
11G_Ant1_2442



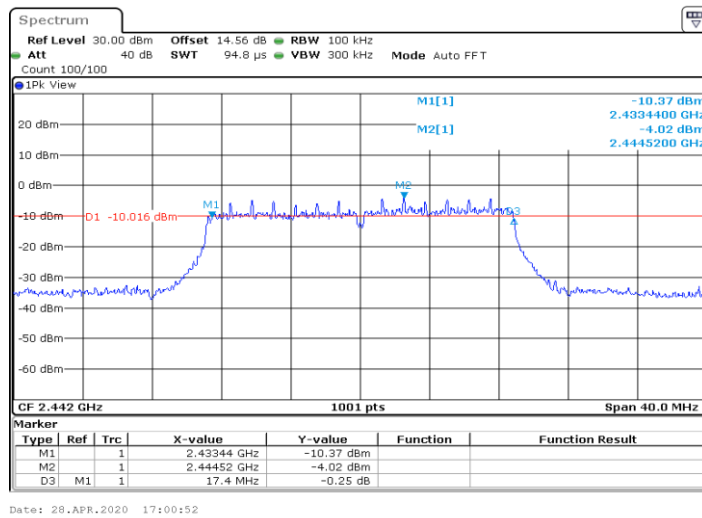
11G_Ant1_2472



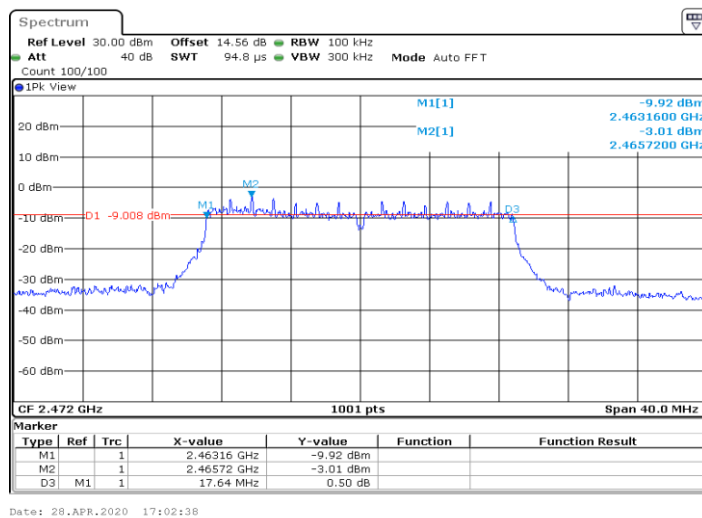
11N20SISO_Ant1_2412



11N20SISO_Ant1_2442



11N20SISO_Ant1_2472



Appendix C: Maximum conducted output power (PEAK)

Test Result

| TestMode | Antenna | Channel | Result[dBm] | Limit[dBm] | Verdict |
|-----------|---------|---------|-------------|------------|---------|
| 11B | Ant1 | 2412 | 15.14 | <=30 | PASS |
| | | 2442 | 13.31 | <=30 | PASS |
| | | 2472 | 13.64 | <=30 | PASS |
| 11G | Ant1 | 2412 | 14.36 | <=30 | PASS |
| | | 2442 | 13.08 | <=30 | PASS |
| | | 2472 | 13.15 | <=30 | PASS |
| 11N20SISO | Ant1 | 2412 | 14.17 | <=30 | PASS |
| | | 2442 | 13.09 | <=30 | PASS |
| | | 2472 | 13.57 | <=30 | PASS |

Appendix C: Maximum conducted output power (AV)

Test Result

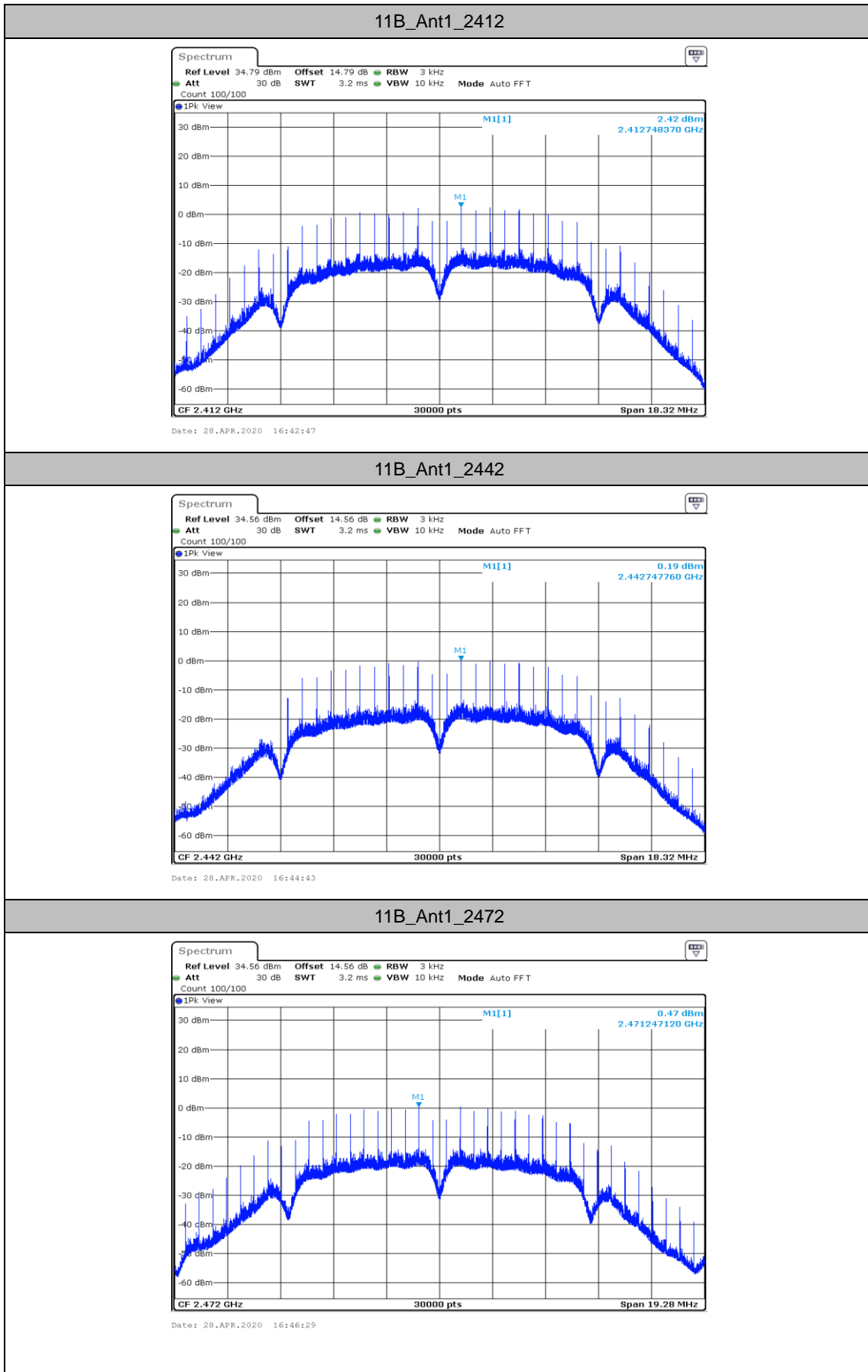
| TestMode | Antenna | Channel | Result[dBm] | Limit[dBm] | Verdict |
|-----------|---------|---------|-------------|------------|---------|
| 11B | Ant1 | 2412 | 13.63 | <=30 | PASS |
| | | 2442 | 11.80 | <=30 | PASS |
| | | 2472 | 12.25 | <=30 | PASS |
| 11G | Ant1 | 2412 | 9.49 | <=30 | PASS |
| | | 2442 | 8.20 | <=30 | PASS |
| | | 2472 | 8.56 | <=30 | PASS |
| 11N20SISO | Ant1 | 2412 | 8.96 | <=30 | PASS |
| | | 2442 | 7.85 | <=30 | PASS |
| | | 2472 | 8.25 | <=30 | PASS |

Appendix D: Maximum power spectral density

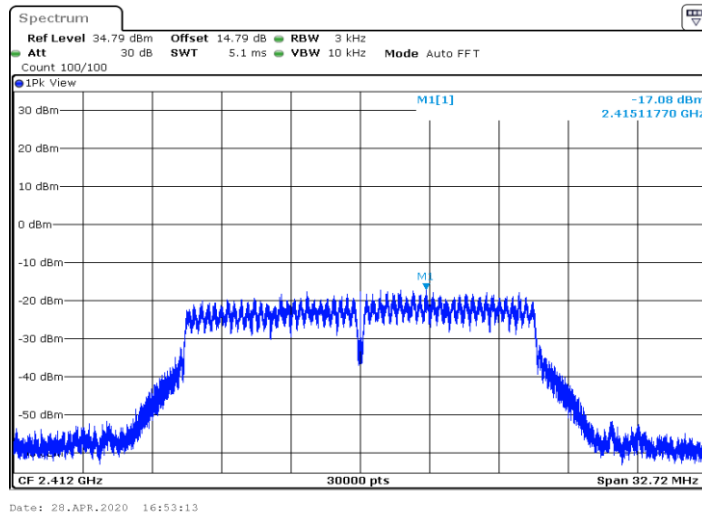
Test Result

| TestMode | Antenna | Channel | Result[dBm/3kHz] | Limit[dBm/3kHz] | Verdict |
|-----------|---------|---------|------------------|-----------------|---------|
| 11B | Ant1 | 2412 | 2.42 | <=8 | PASS |
| | | 2442 | 0.19 | <=8 | PASS |
| | | 2472 | 0.47 | <=8 | PASS |
| 11G | Ant1 | 2412 | -17.08 | <=8 | PASS |
| | | 2442 | -18.52 | <=8 | PASS |
| | | 2472 | -18.33 | <=8 | PASS |
| 11N20SISO | Ant1 | 2412 | -16.81 | <=8 | PASS |
| | | 2442 | -18.28 | <=8 | PASS |
| | | 2472 | -18.6 | <=8 | PASS |

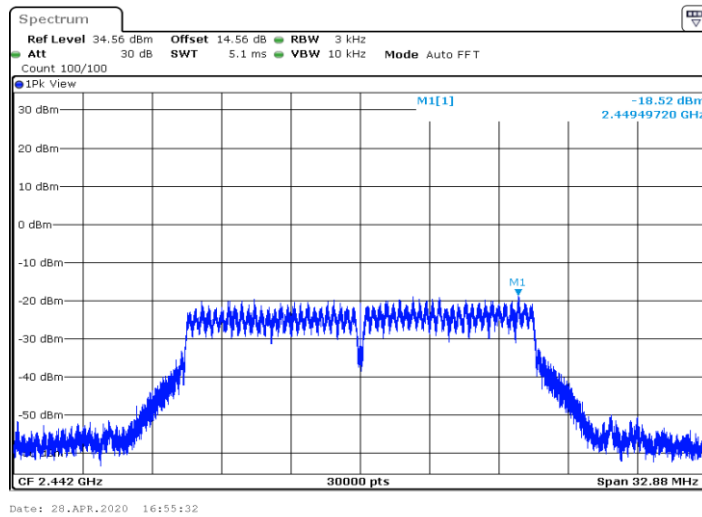
Test Graphs



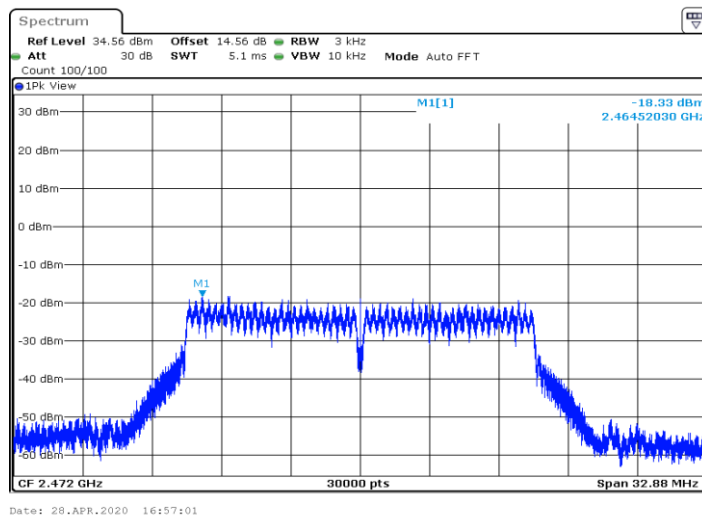
11G_Ant1_2412



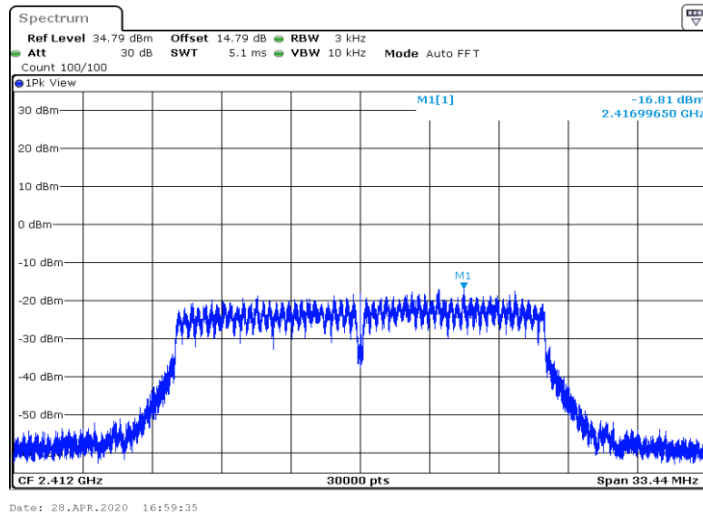
11G_Ant1_2442



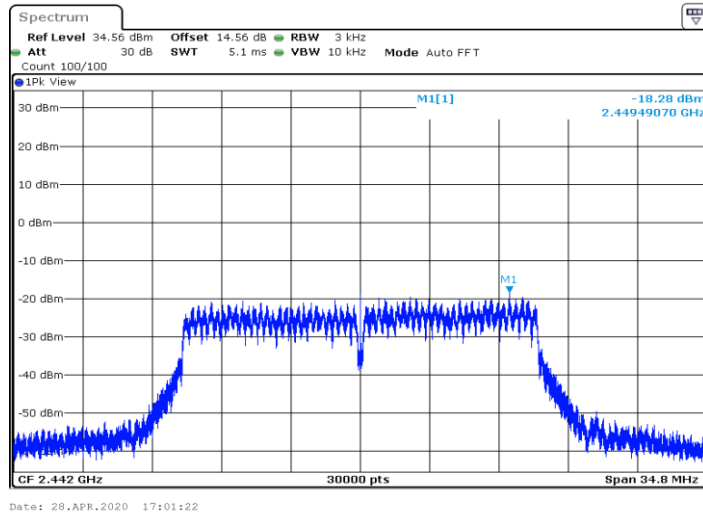
11G_Ant1_2472



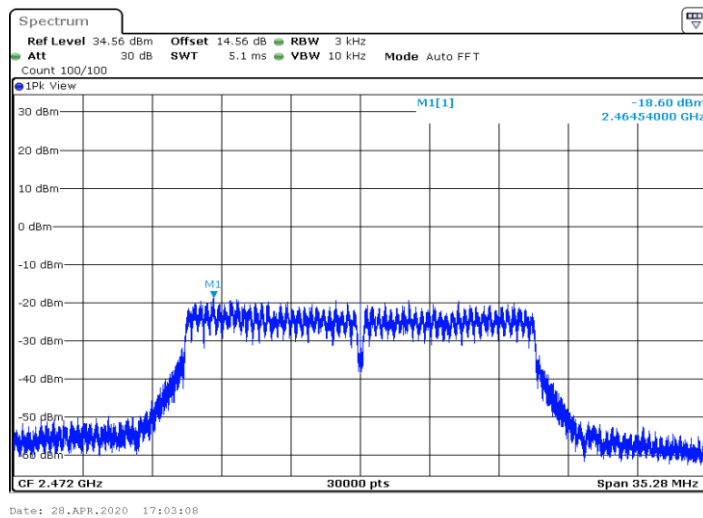
11N20SISO_Ant1_2412



11N20SISO_Ant1_2442

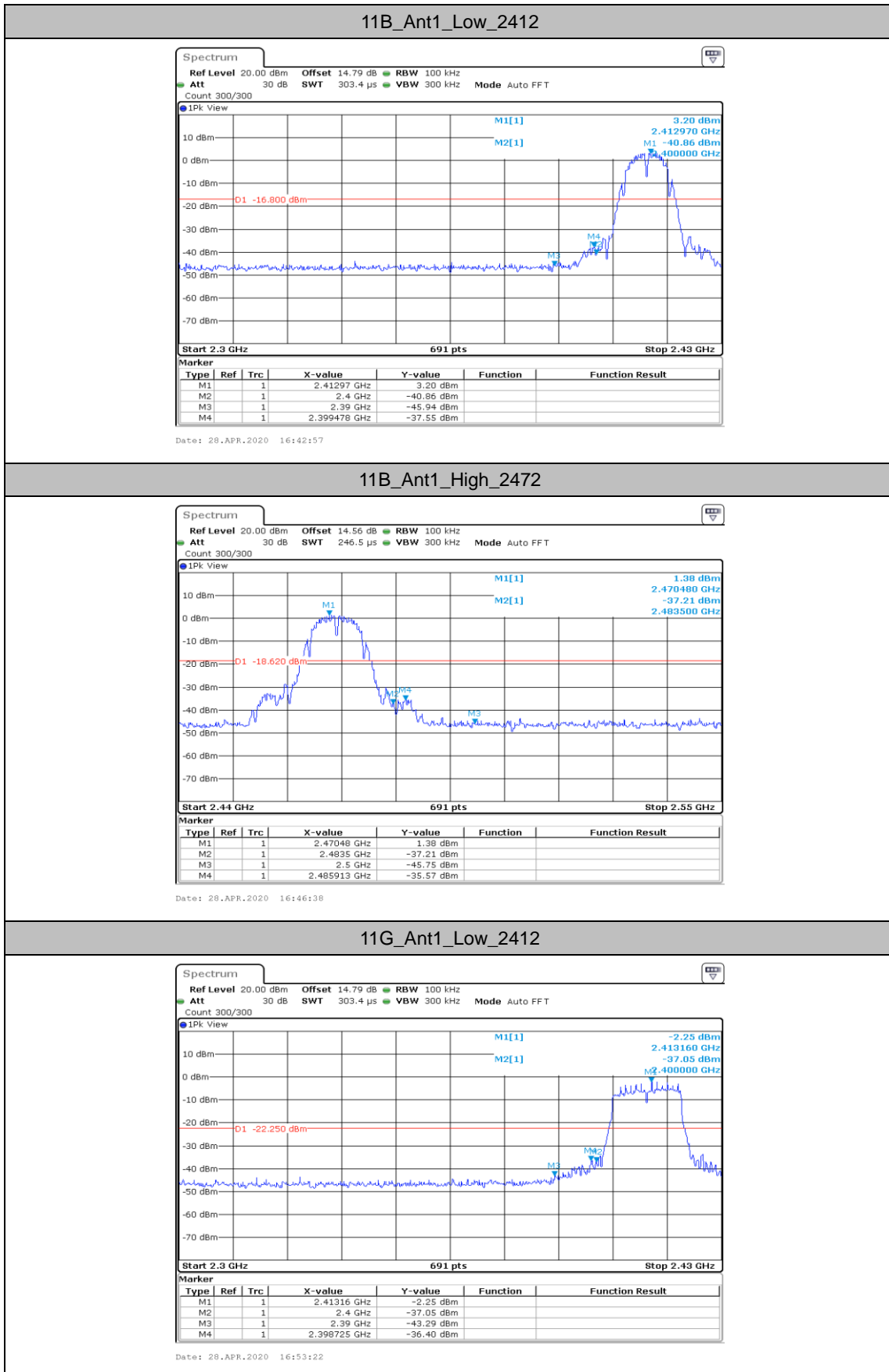


11N20SISO_Ant1_2472

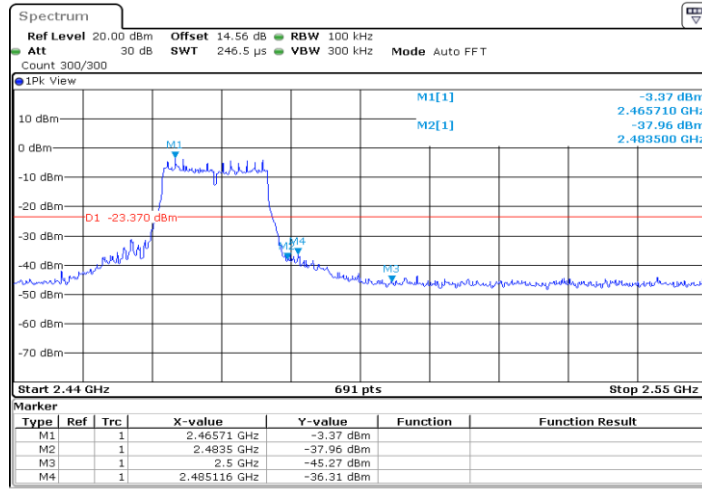


Appendix E: Band edge measurements

Test Graphs

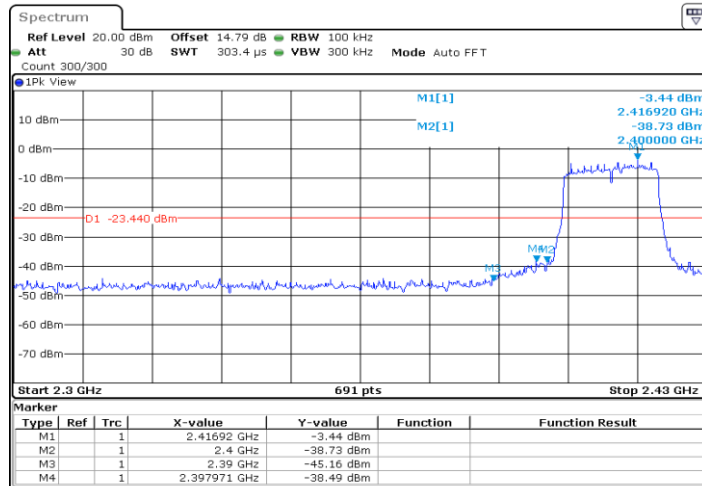


11G_Ant1_High_2472



Date: 28.APR.2020 16:57:10

11N20SISO_Ant1_Low_2412



Date: 28.APR.2020 16:59:44

11N20SISO_Ant1_High_2472



Date: 28.APR.2020 17:03:17

Appendix F: Duty Cycle

Test Result

| TestMode | Antenna | Channel | Transmission Duration [ms] | Transmission Period [ms] | Duty Cycle [%] |
|-----------|---------|---------|----------------------------|--------------------------|----------------|
| 11B | Ant1 | 2442 | 8.36 | 8.44 | 99.05 |
| 11G | Ant1 | 2442 | 1.38 | 1.43 | 96.50 |
| 11N20SISO | Ant1 | 2442 | 1.28 | 1.34 | 95.52 |

Test Graphs

