

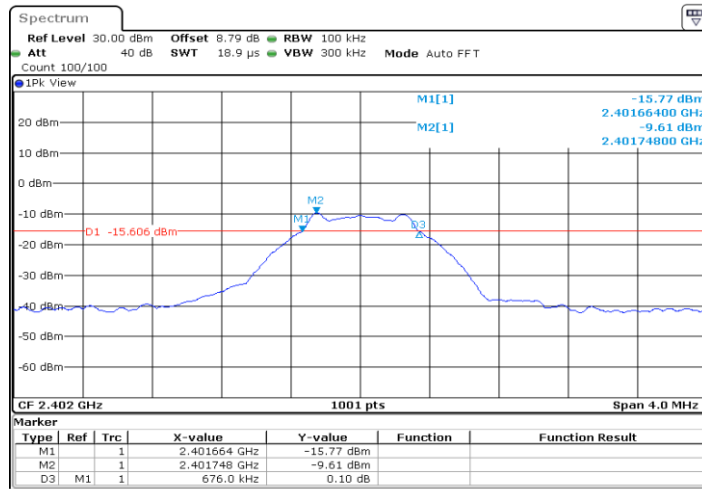
## Appendix A: DTS Bandwidth

### Test Result

TestMode	Antenna	Channel	DTS BW [MHz]	Limit[MHz]	Verdict
BLE_BT4.0	Ant1	2402	0.676	0.5	PASS
		2440	0.672	0.5	PASS
		2480	0.688	0.5	PASS

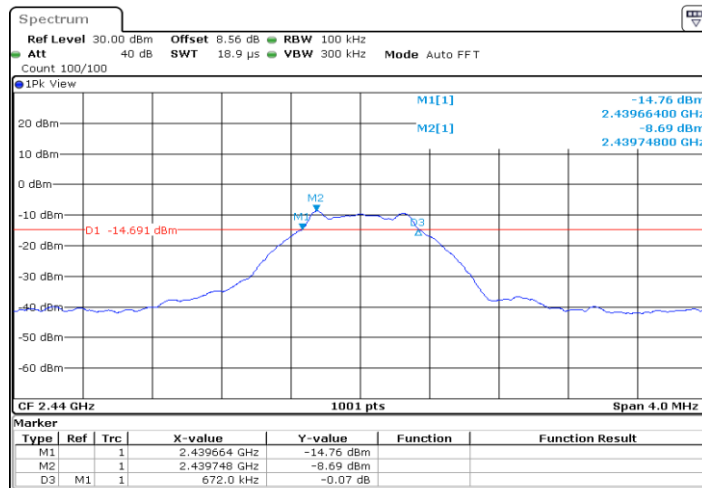
Test Graphs

BLE\_BT4.0\_Ant1\_2402



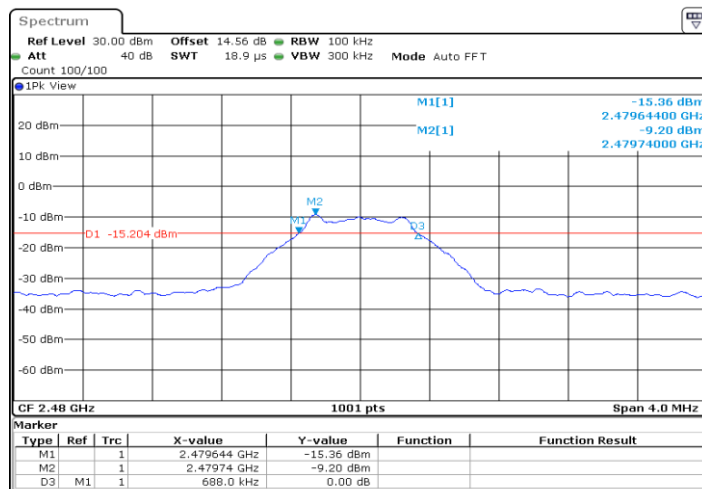
Date: 28.APR.2020 16:23:11

BLE\_BT4.0\_Ant1\_2440



Date: 28.APR.2020 16:28:21

BLE\_BT4.0\_Ant1\_2480



Date: 27.MAY.2020 19:47:19

**Appendix B: Maximum conducted Peak output power****Test Result**

TestMode	Antenna	Channel	Result[dBm]	Limit[dBm]	Verdict
BLE_BT4.0	Ant1	2402	-8.94	<=30	PASS
		2440	-7.42	<=30	PASS
		2480	-7.84	<=30	PASS

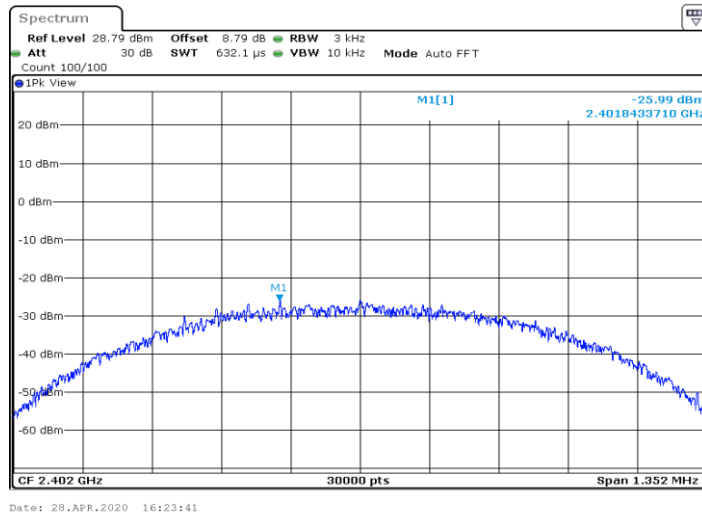
## Appendix C: Maximum power spectral density

### Test Result

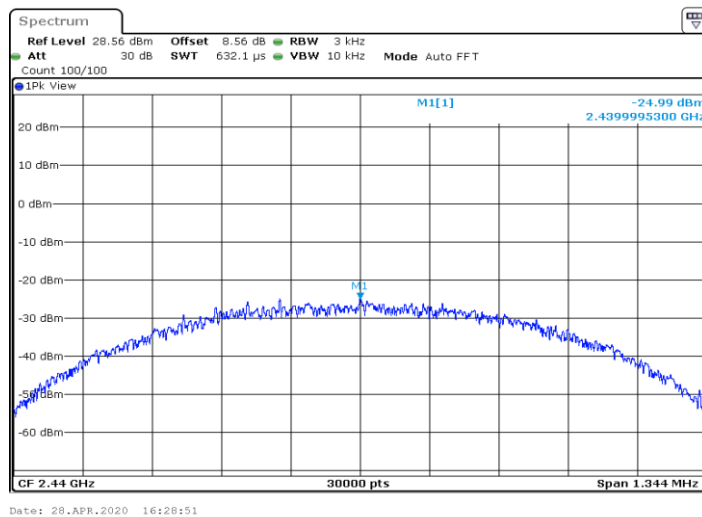
TestMode	Antenna	Channel	Result[dBm/3kHz]	Limit[dBm/3kHz]	Verdict
BLE_BT4.0	Ant1	2402	-25.99	<=8	PASS
		2440	-24.99	<=8	PASS
		2480	-25.22	<=8	PASS

### Test Graphs

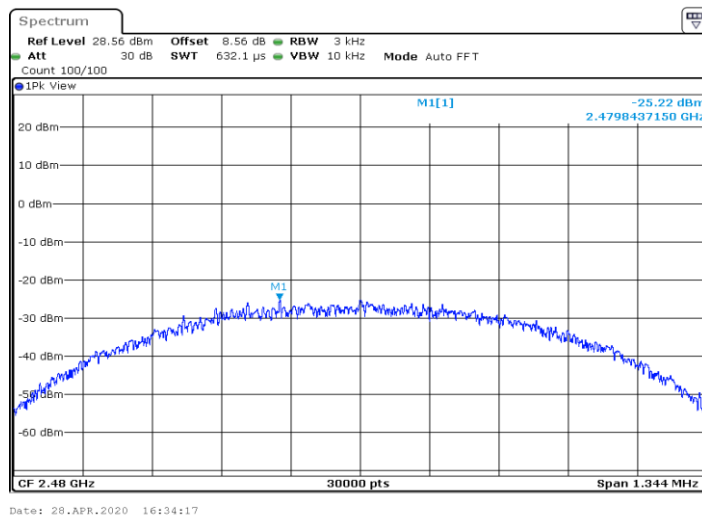
BLE\_BT4.0\_Ant1\_2402



BLE\_BT4.0\_Ant1\_2440

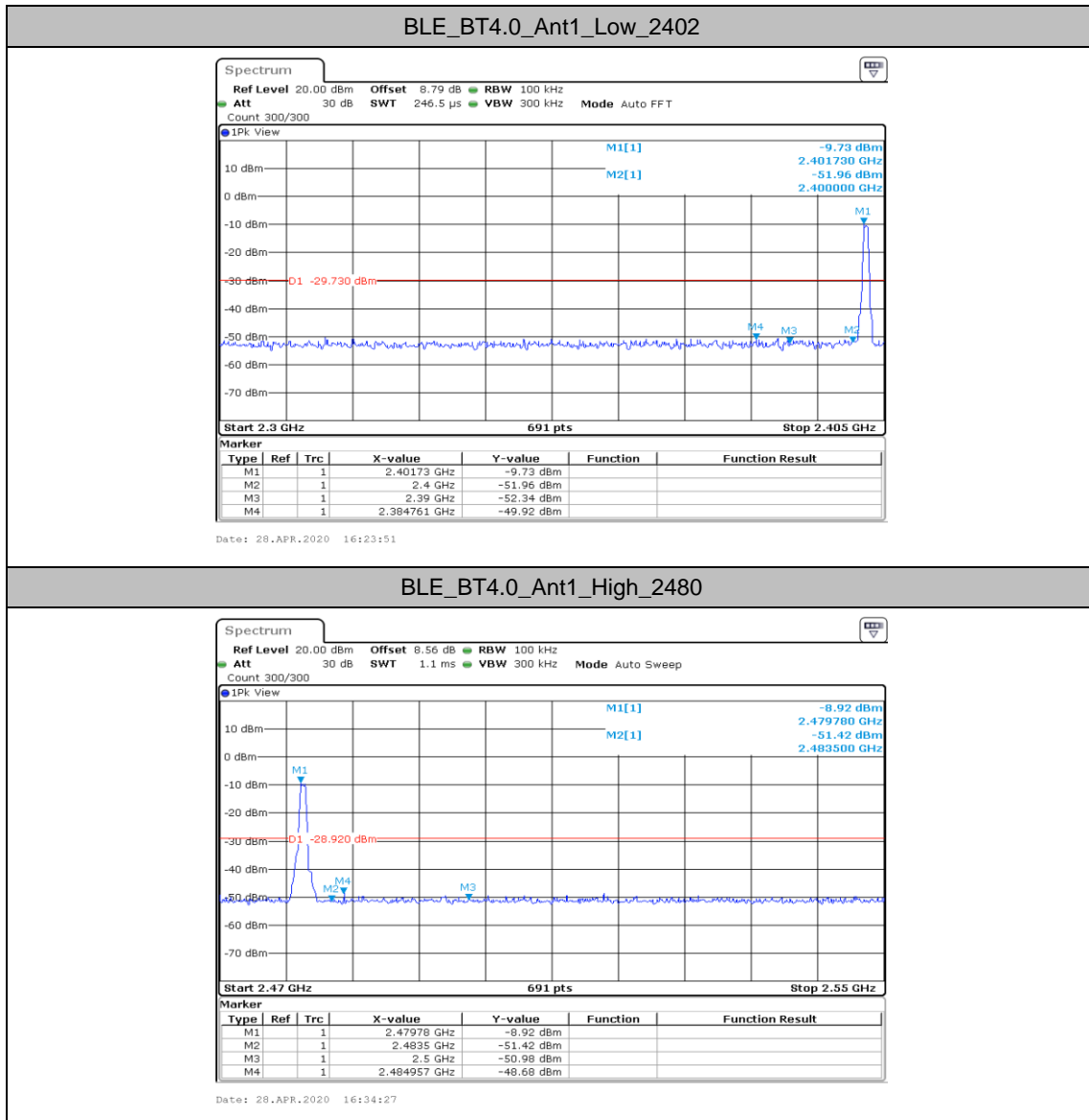


BLE\_BT4.0\_Ant1\_2480



## Appendix D: Band edge measurements

### Test Graphs



## Appendix E: Duty Cycle

### Test Result

TestMode	Antenna	Channel	Transmission Duration [ms]	Transmission Period [ms]	Duty Cycle [%]
BLE_BT4.0	Ant1	2440	1.66	1.875	88.53

### Test Graphs

