

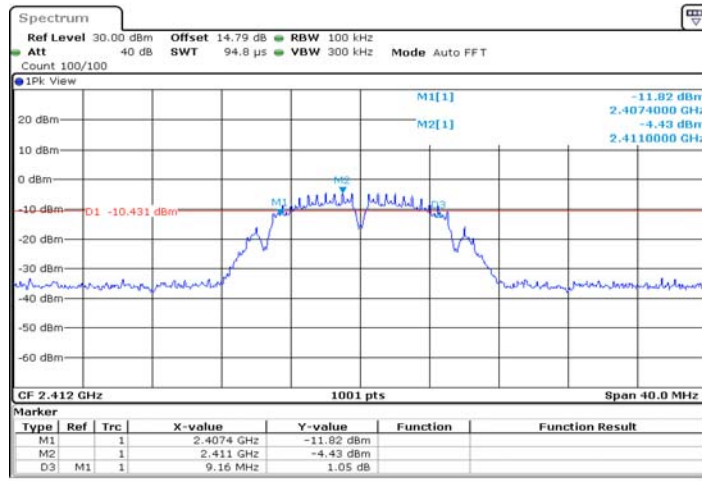
Appendix A: DTS Bandwidth

Test Result

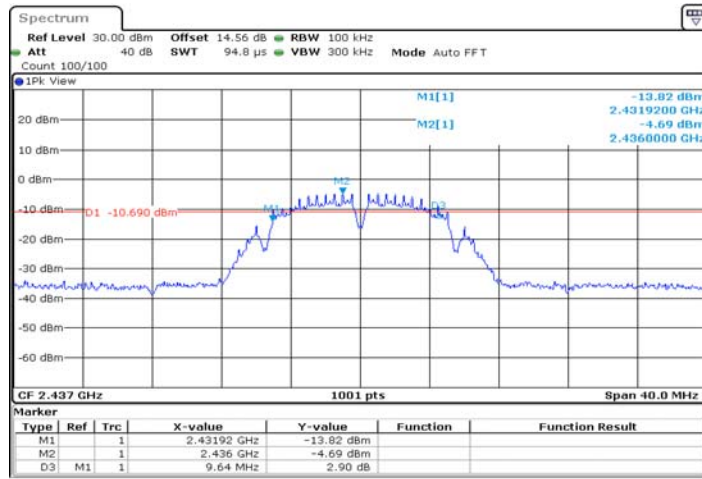
TestMode	Antenna	Channel	DTS BW [MHz]	Limit[MHz]	Verdict
11B	Ant1	2412	9.160	0.5	PASS
		2437	9.640	0.5	PASS
		2462	9.160	0.5	PASS
11G	Ant1	2412	16.400	0.5	PASS
		2437	16.400	0.5	PASS
		2462	16.400	0.5	PASS
11N20SISO	Ant1	2412	17.640	0.5	PASS
		2437	17.640	0.5	PASS
		2462	17.640	0.5	PASS

Test Graphs

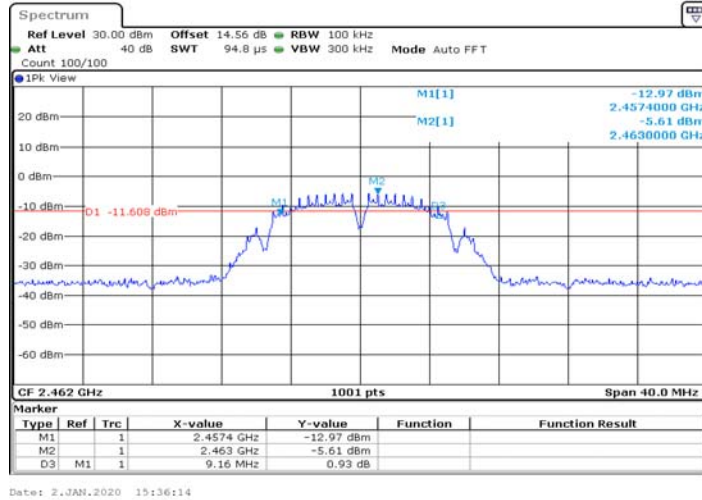
11B_Ant1_2412



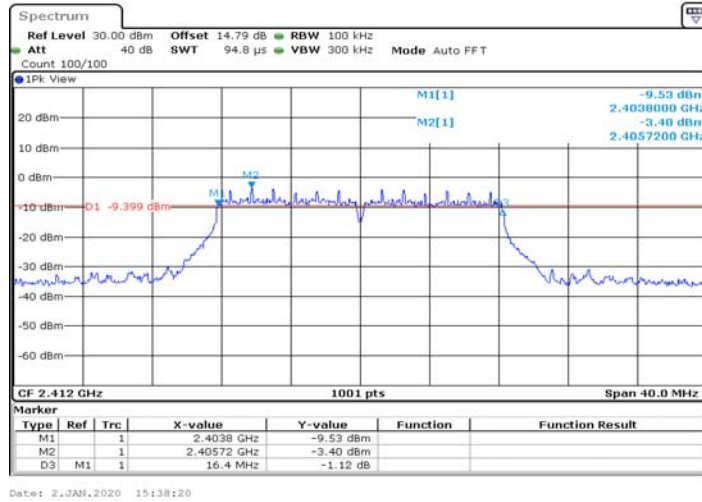
11B_Ant1_2437



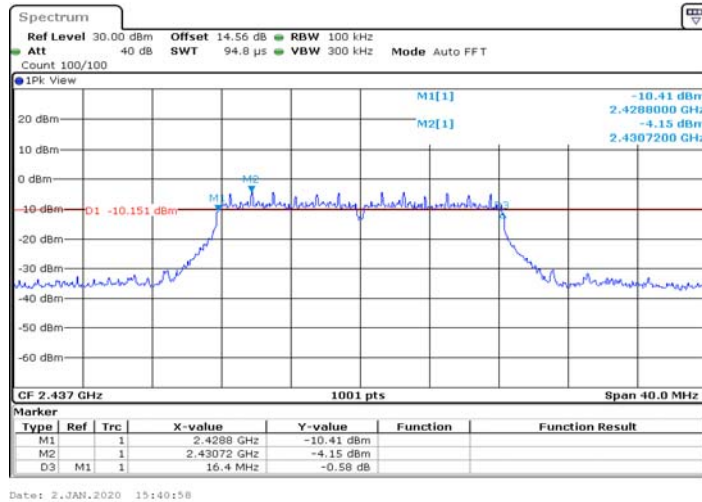
11B_Ant1_2462



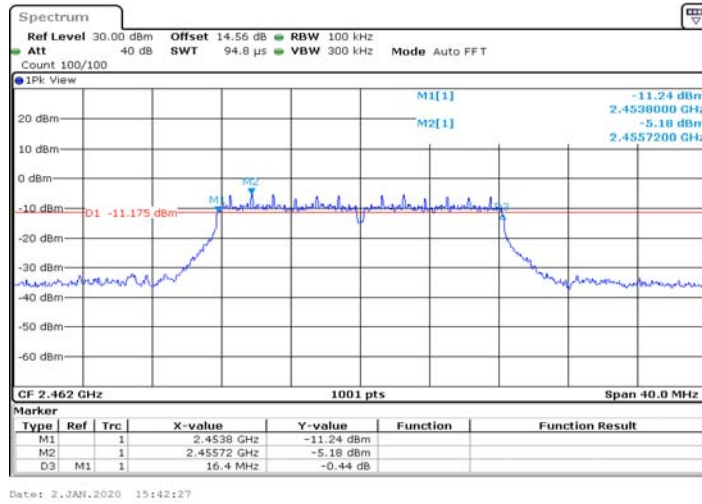
11G_Ant1_2412



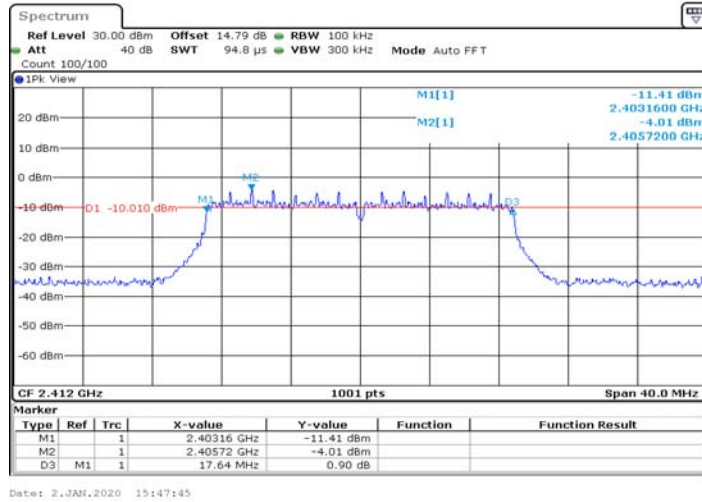
11G_Ant1_2437



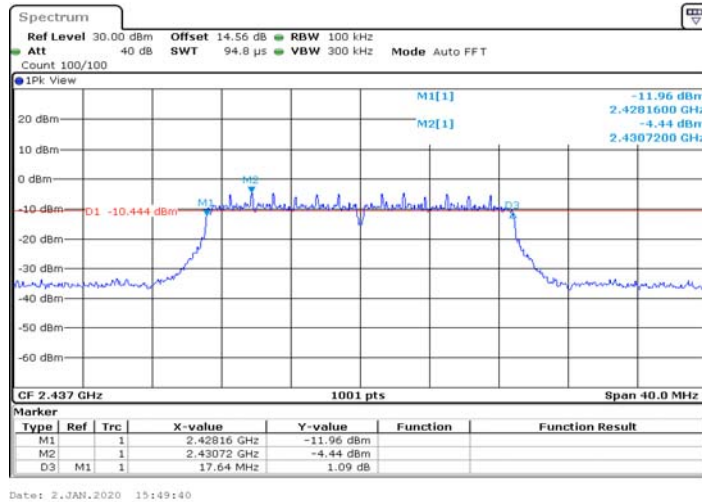
11G_Ant1_2462



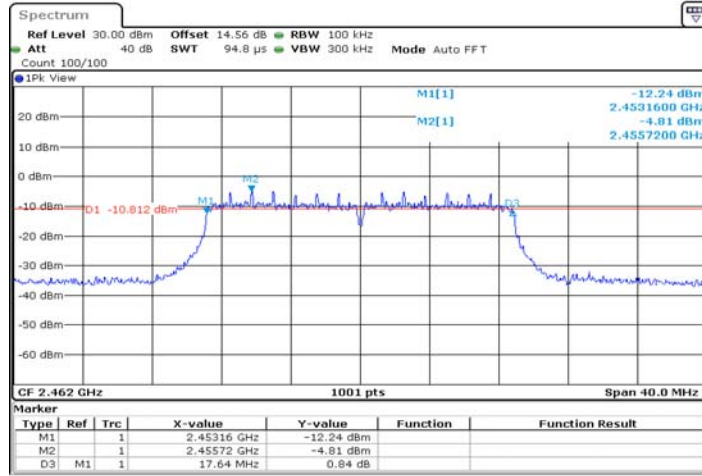
11N20SISO_Ant1_2412



11N20SISO_Ant1_2437



11N20SISO_Ant1_2462



Date: 2.JAN.2020 15:51:14

Appendix B: Maximum conducted output power (RMS)

Test Result

TestMode	Antenna	Channel	Result[dBm]	Limit[dBm]	Verdict
11B	Ant1	2412	5.37	<=30	PASS
		2437	5.54	<=30	PASS
		2462	4.69	<=30	PASS
11G	Ant1	2412	8.49	<=30	PASS
		2437	8.56	<=30	PASS
		2462	8.43	<=30	PASS
11N20SISO	Ant1	2412	8.41	<=30	PASS
		2437	8.31	<=30	PASS
		2462	8.56	<=30	PASS

Appendix C: Maximum conducted output power (PEAK)

Test Result

TestMode	Antenna	Channel	Result[dBm]	Limit[dBm]	Verdict
11B	Ant1	2412	7.95	<=30	PASS
		2437	7.59	<=30	PASS
		2462	5.57	<=30	PASS
11G	Ant1	2412	13.41	<=30	PASS
		2437	15.04	<=30	PASS
		2462	14.05	<=30	PASS
11N20SISO	Ant1	2412	14.82	<=30	PASS
		2437	14.80	<=30	PASS
		2462	14.33	<=30	PASS

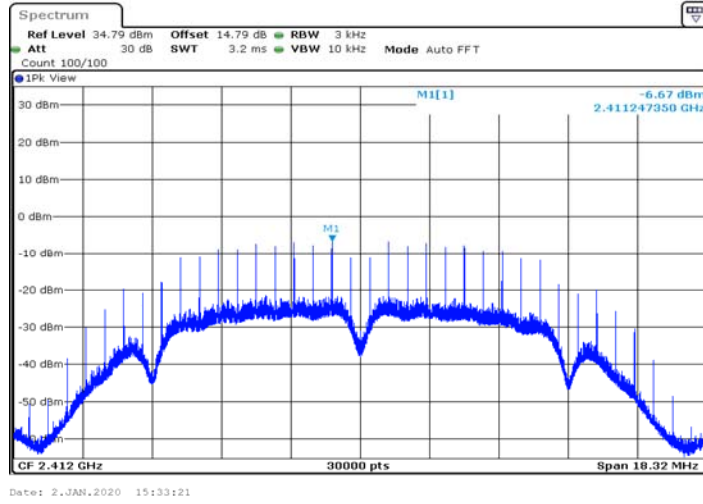
Appendix D: Maximum power spectral density

Test Result

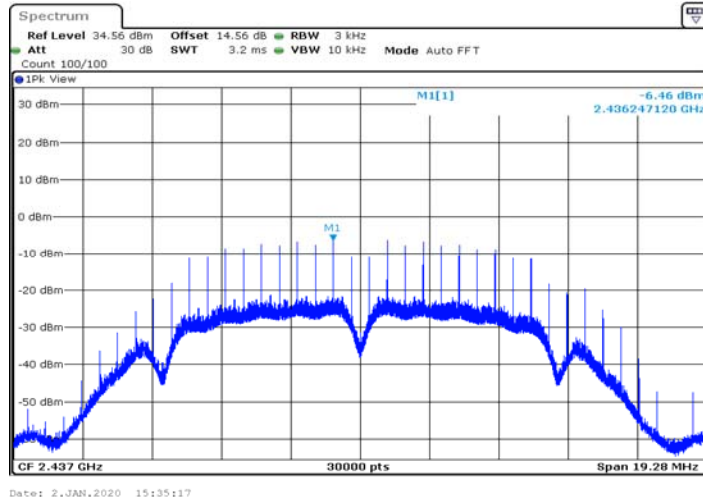
TestMode	Antenna	Channel	Result[dBm/3-100kHz]	Limit[dBm/3kHz]	Verdict
11B	Ant1	2412	-6.67	<=8	PASS
		2437	-6.46	<=8	PASS
		2462	-8.77	<=8	PASS
11G	Ant1	2412	-18.72	<=8	PASS
		2437	-18.14	<=8	PASS
		2462	-20.78	<=8	PASS
11N20SISO	Ant1	2412	-18.99	<=8	PASS
		2437	-19.09	<=8	PASS
		2462	-19.88	<=8	PASS

Test Graphs

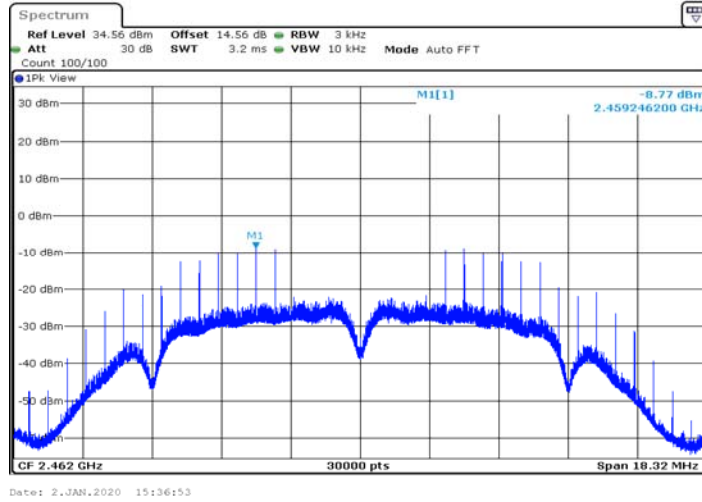
11B_Ant1_2412



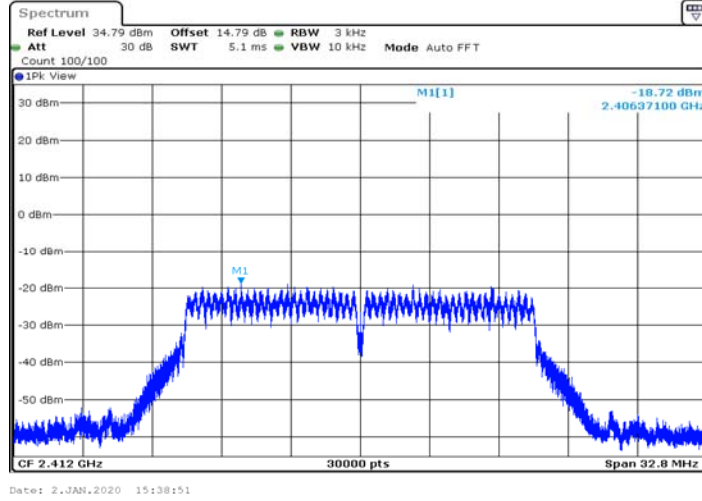
11B_Ant1_2437



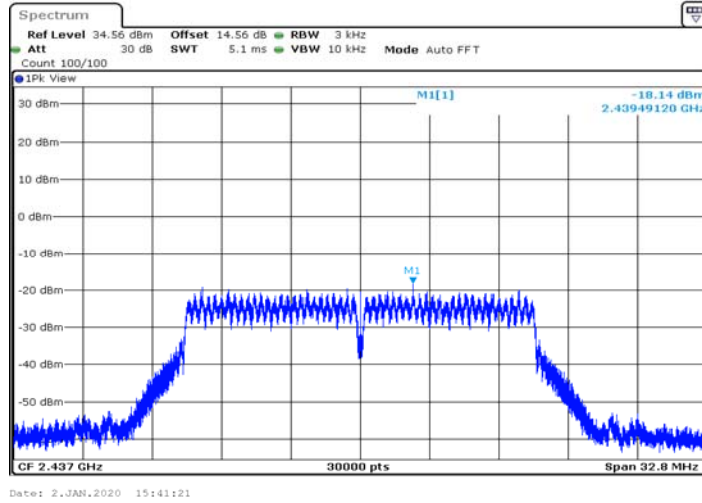
11B_Ant1_2462



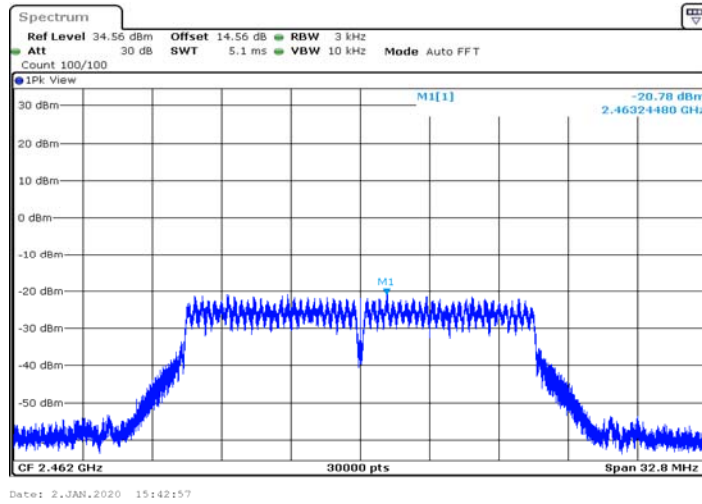
11G_Ant1_2412



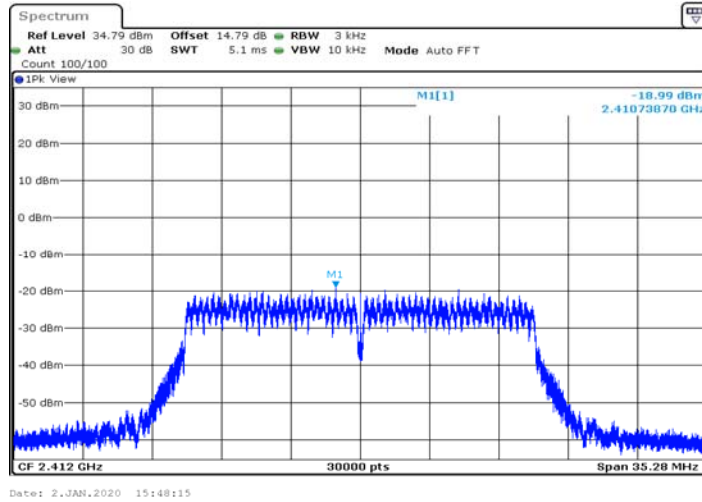
11G_Ant1_2437



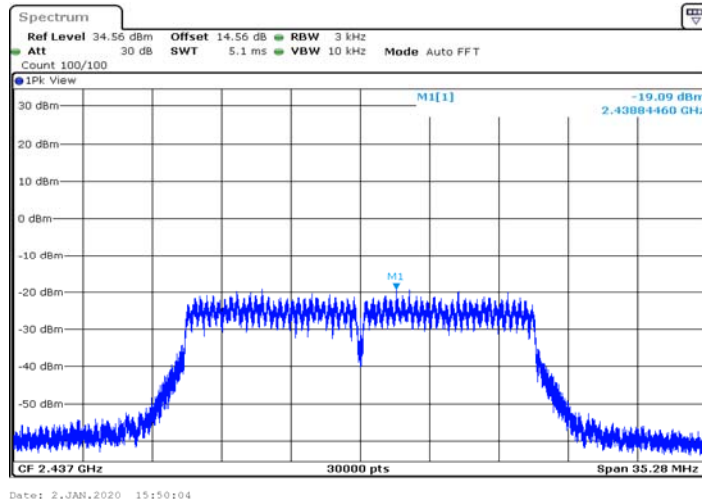
11G_Ant1_2462



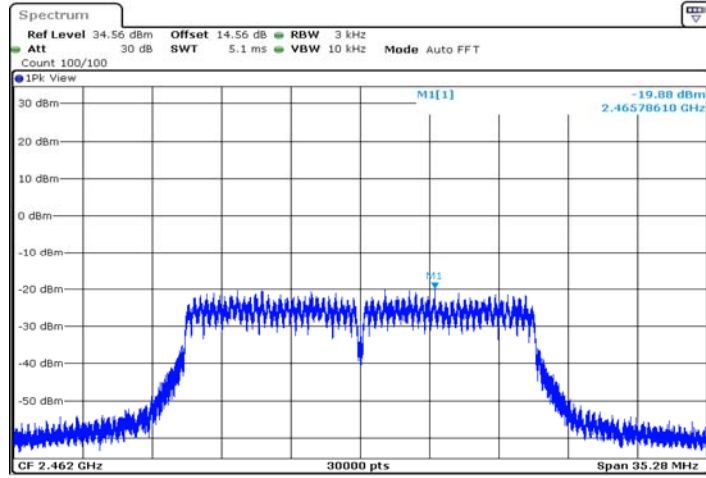
11N20SISO_Ant1_2412



11N20SISO_Ant1_2437



11N20SISO_Ant1_2462

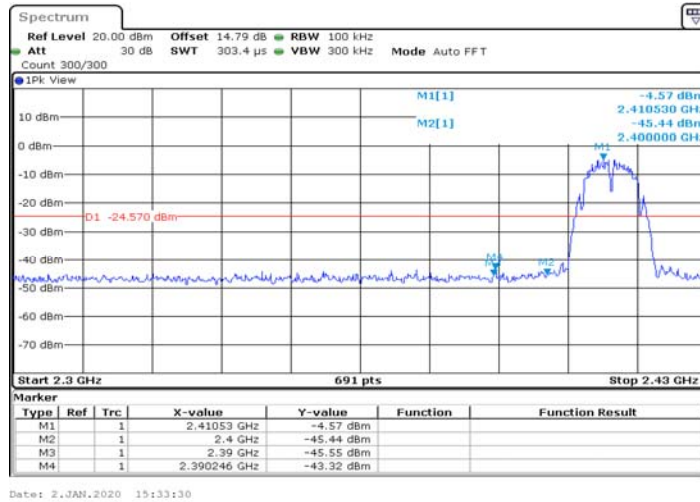


Date: 2.JAN.2020 15:51:45

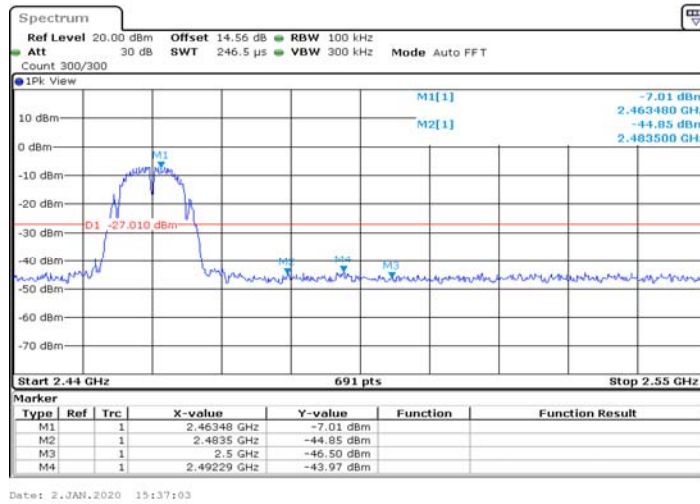
Appendix E: Band edge measurements

Test Graphs

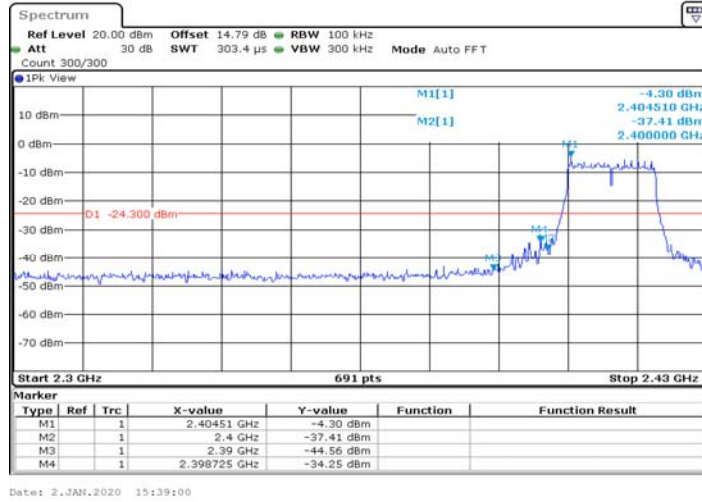
11B_Ant1_Low_2412



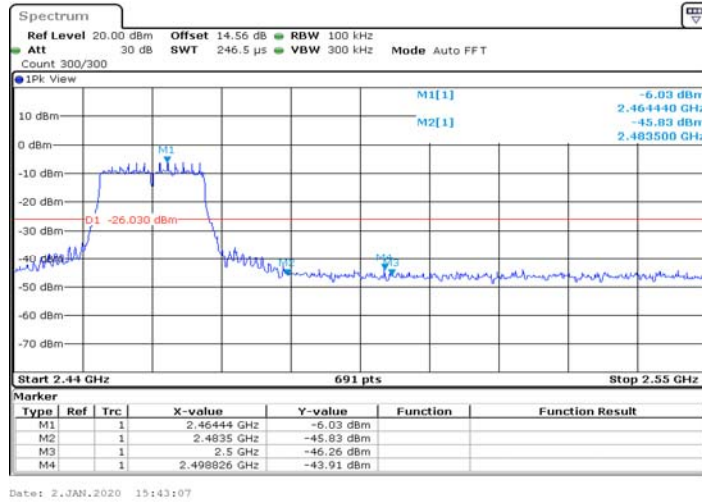
11B_Ant1_High_2462



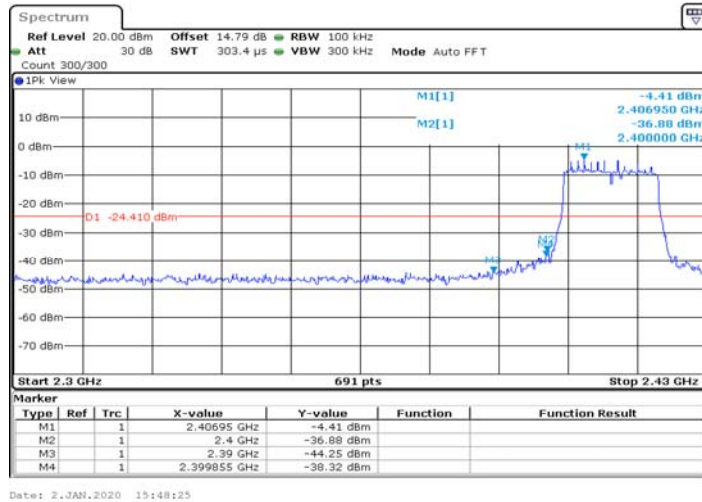
11G_Ant1_Low_2412



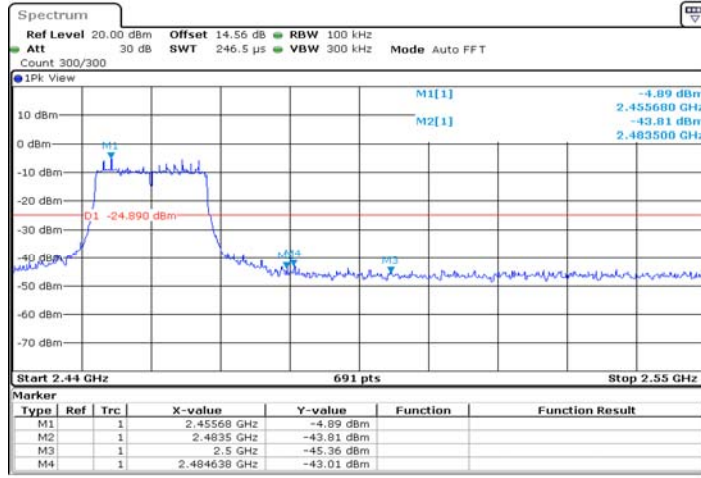
11G_Ant1_High_2462



11N20SISO_Ant1_Low_2412



11N20SISO_Ant1_High_2462



Date: 2.JAN.2020 15:51:54

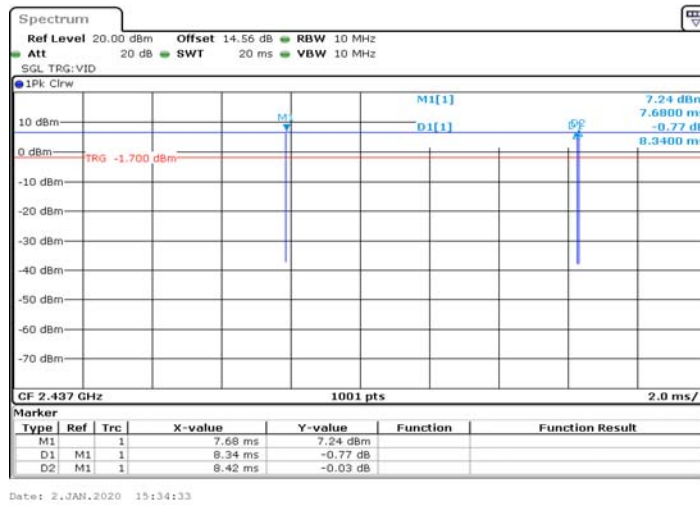
Appendix F: Duty Cycle

Test Result

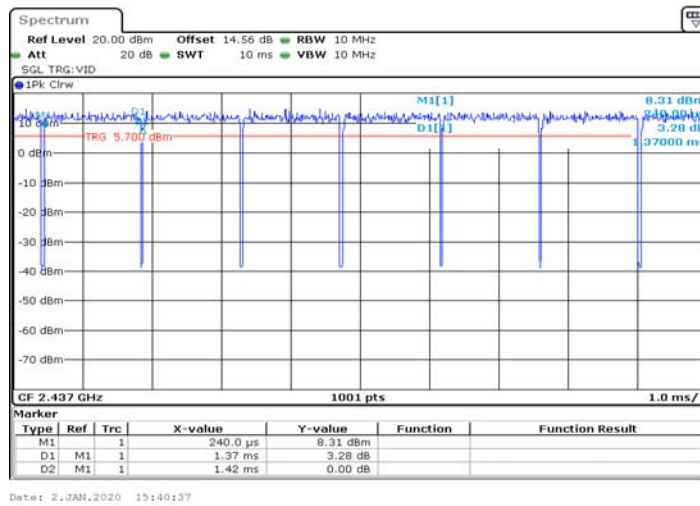
TestMode	Antenna	Channel	Transmission Duration [ms]	Transmission Period [ms]	Duty Cycle [%]
11B	Ant1	2437	8.34	8.42	99.05
11G	Ant1	2437	1.37	1.42	96.48
11N20SISO	Ant1	2437	1.28	1.34	95.52

Test Graphs

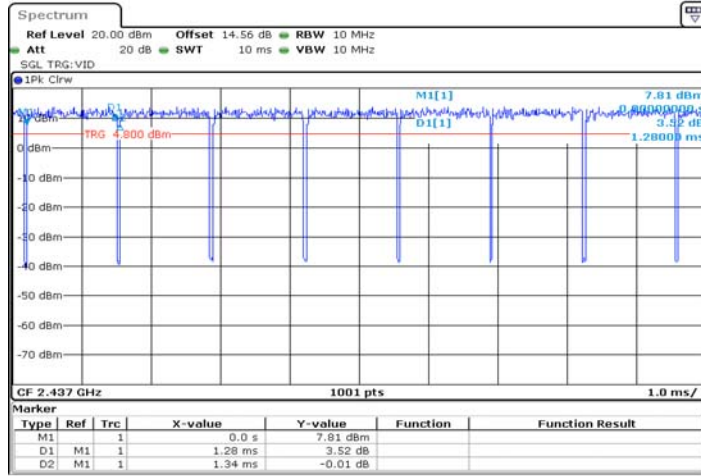
11B_Ant1_2437



11G_Ant1_2437



11N20SISO_Ant1_2437



Date: 2.JAN.2020 15:49:20