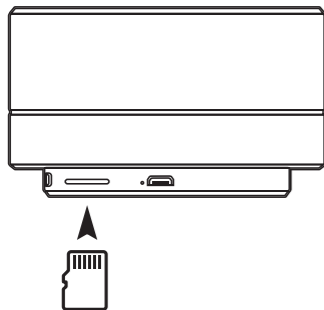


## Memory Card Play

Insert a Micro-SD memory card into the memory card slot. The speaker will automatically detect the input and begin playing audio. Use the on speaker controls to play, pause, skip tracks and adjust the volume.



## FCC WARNINGS

WARNING: Changes or modifications to this unit not expressly approved by the party responsible for compliance could void the user's authority to operate the equipment.

NOTE: This equipment has been tested and found to comply with the limits for a Class B digital device, pursuant to Part 15 of the FCC Rules. These limits are designed to provide reasonable protection against harmful interference in a residential installation. This equipment generates, uses, and can radiate radio frequency energy and, if not installed and used in accordance with the instructions, may cause harmful interference to radio communications. However, there is no guarantee that interference will not occur in a particular installation. If this equipment does cause harmful interference to radio or television reception, which can be determined by turning the equipment off and on, the user is encouraged to try to correct the interference by one or more of the following measures:

- Reorient or relocate the receiving antenna.
- Increase the separation between the equipment and receiver.
- Connect the equipment into an outlet on a circuit different from that to which the receiver is connected.
- Consult the dealer or an experienced radio/TV technician for help.

## ADDITIONAL WARNINGS

- WARNING: To prevent fire or shock hazards, do not expose this unit to rain or moisture.
- WARNING : Where the mains plug or appliance coupler is used as the disconnect device, such disconnect device shall remain readily operable.
- Lithium batteries, like all rechargeable batteries, are recyclable and should be recycled or disposed of according to state and local guidelines. They should never be disposed of in normal household waste and they should never be incinerated, as they might explode. Contact your local government for disposal or recycling practices in your area.



**WARNING :** This product can expose you to chemicals including lead, which is known to the State of California to cause cancer and birth defects or other reproductive harm. For more information go to: [www.P65Warnings.ca.gov](http://www.P65Warnings.ca.gov). **This product meets and complies with all Federal regulations.**

## International Support

To download this User's Guide in English, Spanish, or French, or to get answers to frequently asked questions, visit the support section at: [www.iLiveElectronics.com](http://www.iLiveElectronics.com)

Para descargar este Manual del Usuario en Inglés, Español y Francés, o para obtener respuestas a preguntas frecuentes, visite la sección de apoyo en: [www.iLiveElectronics.com](http://www.iLiveElectronics.com)

Pour télécharger ce guide de l'utilisateur en Anglais, Espagnol ou Français, ou pour obtenir des réponses à des questions fréquemment posées, consultez la rubrique d'assistance sur: [www.iLiveElectronics.com](http://www.iLiveElectronics.com)

## Contact Information

**Website:** [www.iLiveElectronics.com](http://www.iLiveElectronics.com)

**Email Support:** [prodinfo@dpiinc.com](mailto:prodinfo@dpiinc.com)

**Email Parts:** [partsinfo@dpiinc.com](mailto:partsinfo@dpiinc.com)

**Phone Support:** 1-888-999-4215

## Warranty

For Warranty Information and the most up-to-date version of this User's Guide, go to: [www.iLiveElectronics.com](http://www.iLiveElectronics.com).



**Protect for Today  
Sustain for Tomorrow**

Specifications are subject to change without notice.  
Copyright © 2018 Digital Products International (DPI, Inc.)  
All other trademarks appearing herein are the property of their respective owners.



## Aluminum Wireless Speaker

User's Guide for Model ISB08 v2071-01


## Features

- Supports Bluetooth
- Wireless range: 60 ft.
- Built-in microphone for hands free speakerphone
- Voice prompts announce speaker functions
- LED light ring
- Micro-SD card reader: supports MP3 files
- Mini-USB port for battery recharge
- DC battery power: built-in rechargeable battery
- Battery life: approx. 1 hr at 100% volume

## Includes

- USB charge cable
- User's guide

## Overview & Controls



### M (Source)

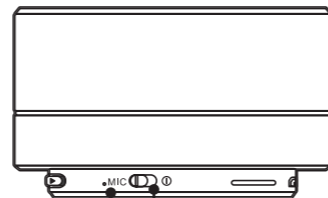
Press to switch between Bluetooth or SD Card.  
Press and hold to pair to a Bluetooth device (BLUETOOTH MODE).

### Skip Track/Volume

Press to change track.  
Press and hold to adjust volume.

### Pair/Play/Pause/ Speakerphone

Press to play, pause or answer/end a call.



### Power ON/OFF Switch

Microphone

### Micro-SD Card Slot

Insert Micro-SD card to automatically play from memory card.

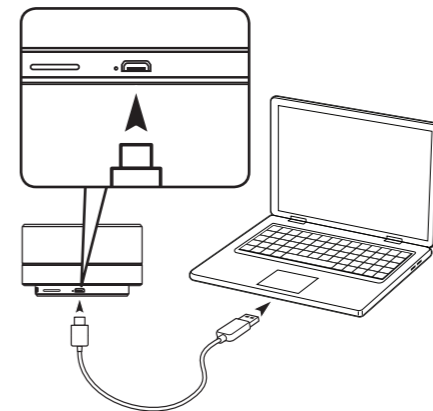
### DC Power Port & Indicator Light

### Light Ring (underside)

## Battery Power

The charge time is approximately 2 hours. Charge fully before use. When the unit is charging, the **DC Power Indicator Light will display solid red. When charging is complete, the light will turn off.**

- Using a **Micro-USB to USB** cable (included), connect to the USB port of a powered on computer or USB power adaptor (not included) to charge the unit.



## Pairing Bluetooth & Playing Audio

Note: This model features automatic Bluetooth pairing.

1. Power on the unit, a voice will announce "Bluetooth" when the unit is ready. *When pairing, remain within 3 feet of the unit.*
2. Using the controls on your Bluetooth device, select **ISB08** in the Bluetooth Settings to pair. A voice will announce "Bluetooth is connected" when the unit is successfully paired to your device. *If need be, refer to the user's manual for your specific device for more information.*
3. Use the controls on the connected Bluetooth device to **select and begin playing** audio. Use the controls on the device or the speaker to play, pause, skip tracks or answer an incoming call.

## Notes on Bluetooth

- If the devices have not successfully connected, press and hold the **M button** until "Bluetooth is connecting" is heard, then repeat steps 2 and 3.
- The speaker can remember multiple Bluetooth devices and will always try to re-connect to the last device used. To re-connect to a different device, turn off Bluetooth on unwanted devices, then access the Bluetooth settings menu on the device you wish to use and select **ISB08**.

This device complies with Part 15 of the FCC rules. Operation is subject to the following two conditions: (1) this device may not cause harmful interference, and (2) this device must accept any interference received, including interference that may cause undesired operation.

RF warning statement:

The device has been evaluated to meet general RF exposure requirement. The device can be used in portable exposure condition without restriction.