

VAISALA

TEMPCAST FMP103
INTERNAL
PHOTOGRAPHS

Rev. G

Rönkkä Antti

© Vaisala 2023

Restricted

Table of Contents

1 Internal Photographs.....2

Tempcast FMP103 photographs

1 Internal Photographs




Photo 6. FMP103 opened, top view




Photo 7. Plastic shield removed

2023-08-07




Photo 8. FMP103 Electronics

2023-08-07




Photo 9. IOTMAINCB and Antennas, Front View

2023-08-07




Photo 10. IOTMAINCB and Antennas, Back View

2023-08-07




Photo 11. IOTMAIN CB, top view




Photo 12. IOTMAINCB, back view



Photo 13. IOTHMPIF and IOTHMP -sensor




Photo 14. IOTHMPIF, front view



Photo 15. IOTHMPIF, back view



Photo 16. MT11IF and MT11 sensor




Photo 17. MT11IF, front view




Photo 18. MT11IF, back view

2023-08-07




Photo 19. IOTPWR and batteries, front view

2023-08-07



Photo 20. IOTPW and batteries, back view