



This device complies with part 15 of the FCC Rules. Operation is subject to the following two conditions: (1) This device may not cause harmful interference, and (2) this device must accept any interference received, including interference that may cause undesired operation.

Any Changes or modifications not expressly approved by the party responsible for compliance could void the user's authority to operate the equipment.

Note:

This equipment has been tested and found to comply with the limits for a Class B digital device, pursuant to part 15 of the FCC Rules. These limits are designed to provide reasonable protection against harmful interference in a residential installation. This equipment generates uses and can radiate radio frequency energy and, if not installed and used in accordance with the instructions, may cause harmful interference to radio communications. However, there is no guarantee that interference will not occur in a particular installation. If this equipment does cause harmful interference to radio or television reception, which can be determined by turning the equipment off and on, the user is encouraged to try to correct the interference by one or more of the following measures:

- Reorient or relocate the receiving antenna.
- Increase the separation between the equipment and receiver.
- Connect the equipment into an outlet on a circuit different from that to which the receiver is connected.
- Consult the dealer or an experienced radio/TV technician for help.

Battery Service and Recycling

All rechargeable batteries have a limited lifespan and may eventually need to be serviced or recycled. If the device needs to be disposed for any reason, the device should be returned to Innowi or its authorized dealer for proper decommissioning.

Specific Absorption Rate (SAR) information:

This CB_UWA6N4C_47 meets the government's requirements for exposure to radio waves. The guidelines are based on standards that were developed by independent scientific organizations through periodic and thorough evaluation of scientific studies. The standards include a substantial safety margin designed to assure the safety of all persons regardless of age or health.

FCC RF Exposure Information and Statement

The SAR limit of USA (FCC) is 1.6 W/kg averaged over one gram of tissue. Device types: CB_UWA6N4C_47 (FCC ID: 2AO2Y-IWCHTB101) has also been tested against this SAR limit. The highest SAR value reported under this standard during product certification for use at the body is 1.241W/kg. This device was tested for typical body-worn operations with the product kept 0mm from the body. To maintain compliance with FCC RF exposure requirements, use accessories that maintain 0mm separation distance between the user's body and the product. The use of belt clips, holsters and similar accessories should not contain metallic components in its assembly. The use of accessories that do not satisfy these requirements may not comply with FCC RF exposure requirements, and should be avoided.

Body-worn Operation

This device was tested for typical body-worn operations. To comply with RF exposure requirements, a minimum separation distance of 0mm must be maintained between the user's body and the device, including the antenna. Third-party belt-clips, holsters, and similar accessories used by this device should not contain any metallic components. Body-worn accessories that do not meet these requirements may not comply with RF exposure requirements and should be avoided. Use only the supplied or an approved antenna.

Support

For any question and comments, please contact your provider or Innowi at support@innowi.com.

Mobile Badge Quick Startup Guide



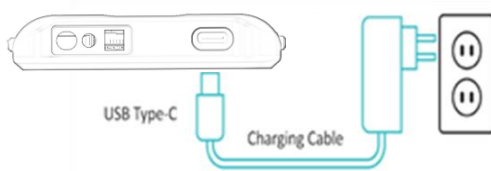
Mobile Workforce Solution

Wi-Fi 2.4G/5G, BT 4.0/5.0

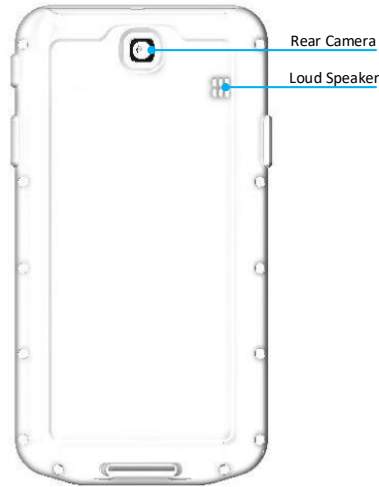
Smart. Secure. Sophisticated. Simplified.

Setup

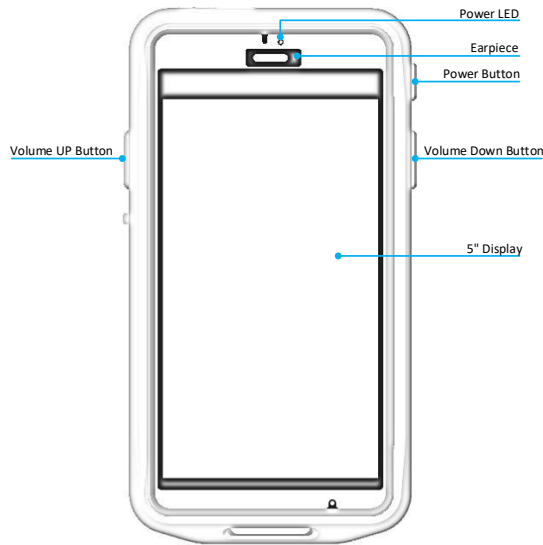
Quick Start Operations Guide



- a) First connect the power adapter cable to the mBadge USB-C connector and plug-in to the socket
- b) Turn on the device by pressing the power button for a few seconds. You will see the “Innowi” display screen turns on and the device begins to power up
- c) For queries related to device application please visit Innowi website www.innowi.com



mBadge Features



Recommended Usage

mBadge device is recommended to be held in the dominant hand and used with single hand for standard operations.

