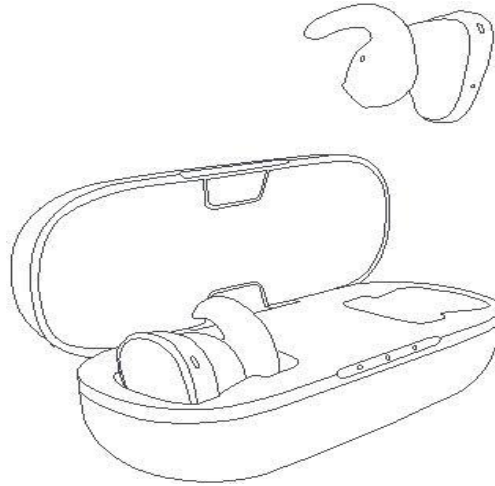


SB C&S.Corp.

GLIDiC Sound Air SPT-7000

SB-WS73-MRTW

manual



Corresponding to the machine

Bluetooth-enabled smart phones, tablets, and other Bluetooth devices with music playback and call capabilities

Product Information

using temperature range : 5°C ~ 35°C

- Earphones body

Built-in battery : 3.7V 60mAh

Bluetooth Spec. : Version 5.0

Communication distance : about 10m (input : Class 2) *

Profile : A2DP, AVRCP, HFP, HSP

Communication distance : SBC, AAC, apt XTM

Corresponding code : SCMS-T

Number of recorded devices : up to 7 units

Dimensions : about 23(W) × 19(D) × 24(H) mm

* : It different according to the environment in which it is used

- Charging case

Built-in battery : 3.7V 460mAh

Wire : micro USB (Type-B) cable

Dimensions : about 80(W) × 28(D) × 36(H) mm

- Charging wire

Wire : micro USB (Type-B) cable

USB (Type - A) Connector length : about 30cm

Action time

Music playback time / call time: about 8 hours

When using a charging case

Music playback time / call time: Approx. 20 hours charging

Time: About 1 hour for earphone, 2 hours for case

* Varies depending on the usage environment.

First use

Before using this product, be sure to read the "simple guide" and instructions. And please take good care of it after reading.

- About the book
 - The average smartphone has download screens and steps. Due to the different machines used, please confirm in the instruction manual of your hand.
 - The operation of the machine will be different depending on the OS system.

Use of the product

Log on to more machines


The product can log in 7 machines at most.

※ If you want to talk or listen to music with your headphones, you need to connect the appropriate devices.

- Login steps for logging in to more than two devices
 - ① When the headset is standby, touch the sensor of the right headset for 5 seconds
 - ※ Made sure to operate with headphones on you ear

Touch Sensor

Right(R)



🔊) The sound of login mode started ..

※ Disconnect the product from the machine being connected

- ② Log in and connect to the corresponding machine

Login /connect in the same order as the first. Please follow the wizard steps "register (pair) connections" to register and connect.







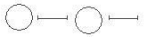

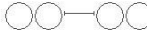
- ③ When you want to switch connected devices, do the following

The steps for switching connecting devices are as follows :

- ③-1. When you unlinking a device, unlink the device according to the instructions
- ③-2. When you want to link the device again, operate on the device to link

LED display description

- Earphone

Des	LED
	
charging	 light on
Power on	 slow flash of red light
overtime	 low flash of red light
*	 VVR / W light light
logging	 3 flashes
Login ON	 flashes white
Standby, no link)	 W light 5 sec
Standby, link)	 R light 4 s
Working collect information	w w 2s w w ... W light 2 s
Collect over	w 6 blinks

* : → To delete registration information (reset)"

After entering the login mode for 3 minutes, and the device is disconnected for 3-6 minutes, the headset will automatically timeout and power off

- Charging case

The relationship between the charging case LED and the electricity

- Charging case

The relationship between the charging case LED and the electricity

electricity	LED
A little	1 LED light flashes
half	2 LED light flashes
much	3 LED light flashes

- If you are using a smartphone/phone and want to talk with your headset, check if the hands-free setup is in progress?

The steps vary depending on the device used. If you are using the Soft Bank model, please scan the QR code below and check the steps on the "Soft Bank Selection" website.

<https://www.softbankselection.jp/bt/>

FCC Statement

Warning: Changes or modifications to this unit not expressly approved by the party responsible for compliance could void the user's authority to operate the equipment.

NOTE: This equipment has been tested and found to comply with the limits for a Class B digital device, pursuant to Part 15 of the FCC rules. These limits are designed to provide reasonable protection against harmful interference in a residential installation. This equipment generates, uses and can radiate radio frequency energy and, if not installed and used in accordance with the instructions, may cause harmful interference to radio communications.

However, there is no guarantee that interference will not occur in a particular installation. If this equipment does cause harmful interference to radio or television reception, which can be determined by turning the equipment off and on, the user is encouraged to try to correct the interference by one or more of the following measures:

- Reorient or relocate the receiving antenna.
- Increase the separation between the equipment and receiver.
- Connect the equipment to an outlet on a circuit different from that to which the receiver is connected.
- Consult the dealer or an experienced radio/TV technician for help.

Shielded cables must be used with this unit to ensure compliance with the class B FCC limits.

This device complies with Part 15 of the FCC Rules.

Operation is subject to the following two conditions:

- This device may not cause harmful interference
- This device must accept any interference received, including interference that may cause undesired operation.

The device has been evaluated to meet general RF exposure requirement. The device can be used in portable exposure condition without restriction.

IC Statement

This device complies with Industry Canada licence-exempt RSS standard(s). Operation is subject to the following two conditions:

- (1) this device may not cause interference, and
- (2) this device must accept any interference, including interference that may cause undesired operation of the device. Under Industry Canada regulations, this radio transmitter may only operate using an antenna of a type and maximum (or lesser) gain approved for the transmitter by Industry Canada. To reduce potential radio interference to other users, the antenna type and its gain should be so chosen that the equivalent isotropically radiated power (e.i.r.p.) is not more than that necessary for successful communication.

Conformément à la réglementation d'Industrie Canada, le présent émetteur radio peut fonctionner avec une antenne d'un type et d'un gain maximal (ou inférieur) approuvé pour l'émetteur par Industrie Canada. Dans le but de réduire les risques de brouillage radioélectrique à l'intention des autres utilisateurs, il faut choisir le type d'antenne et son gain de sorte que la puissance isotrope rayonnée équivalente (p.i.r.e.) ne dépasse pas l'intensité nécessaire à l'établissement d'une communication satisfaisante. Le présent appareil est conforme aux CNR d'Industrie Canada applicables aux appareils radio exempts de licence. L'exploitation est autorisée aux deux conditions suivantes :

- (1) l'appareil ne doit pas produire de brouillage, et
- (2) l'utilisateur de l'appareil doit accepter tout brouillage radioélectrique subi, même si le brouillage est susceptible d'en compromettre le fonctionnement.

The device must not be co-located or operating in conjunction with any other antenna or transmitter

The device has been evaluated to meet general RF exposure requirement. The device can be used in portable exposure condition without restriction.

L'appareil a été évalué pour répondre aux exigences générales d'exposition aux radiofréquences. L'appareil peut être utilisé dans un état d'exposition portable sans restriction.

About the product information

- product name : GLIDiC Sound Air SPT-7000
- model NO. : SB-WS73-MRTW

- The BQB logo, MIC ID and logo are printed on the Earphones.
- The product name and model number, FCC ID, IC and CE logo are printed on the charging case.

FCC ID: 2AO2PSPT-7000-R
FCC ID: 2AO2PSPT-7000-L

This device complies with Part 15 of the FCC Rules. Operation is subject to the following two conditions:

- (1) this device may not cause harmful interference, and
- (2) this device must accept any interference received, including interference that may cause undesired operation.

IC: 24766-SPT7000R
IC: 24766-SPT7000L
CANICES-3(B)NMB-3(B)

Le présent appareil est conforme aux CNR d'Industrie Canada applicables aux appareils radio exempts de licence. L'exploitation est autorisée aux deux conditions suivantes :

- (1) l'appareil ne doit pas produire de brouillage, et
- (2) l'utilisateur de l'appareil doit accepter tout brouillage radioélectrique subi, même si le brouillage est susceptible d'en compromettre le fonctionnement.

ISED RF Exposure Statement:

The device compliance with RF exposure guidelines, users can obtain Canadian information on RF exposure and compliance.

This Class B digital apparatus complies with Canadian ICES-003.

Après examen de ce matériel aux conformité aux limites d'intensité de champ RF, les utilisateurs peuvent sur l'exposition aux radiofréquences et la conformité and compliance d'acquérir les informations correspondantes

Cet appareil numérique de la classe B est conforme à la norme NMB-003 du Canada.

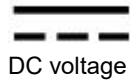
About the reuse of small rechargeable batteries

This product uses a lithium ion battery. Lithium-ion batteries are a valuable resource that can be recycled. Because this product has a built-in lithium-ion battery, it cannot be thrown away as general garbage. When handling (reusing) according to the product life, etc., please contact the following.

●softbank customer service window

Tel: 0800-111-2247 (toll free)

Business hours: 10:00 ~ 19:00 (except for specific rest days)



RECYCLING

This product bears the selective sorting symbol for Waste electrical and electronic equipment (WEEE). This means that this product must be handled pursuant to European directive 2012/19/EU in order to be recycled or dismantled to minimize its impact on the environment.

User has the choice to give his product to a competent recycling organization or to the retailer when he buys a new electrical or electronic equipment.