

FCC 47 CFR PART 15 SUBPART E

CERTIFICATION TEST REPORT

For

OTT Set-top Box

MODEL No.: IPBS9510

FCC ID: 2AO2A-S905X208

Trade Mark: inspur

REPORT NO.: ES180328033W04

ISSUE DATE: June 05, 2018

Prepared for

Inspur Software Group Ltd.

No. 2877 Kehang Rd., Jinan, Shandong, 250104 China

Prepared by

EMTEK(SHENZHEN) CO., LTD.

Bldg 69, Majialong Industry Zone, Nanshan District,
Shenzhen, Guangdong, China

TEL: 86-755-26954280

FAX: 86-755-26954282

1 TEST RESULT CERTIFICATION

Applicant:	Inspur Software Group Ltd. No. 2877 Kehang Rd., Jinan, Shandong, 250104 China
Manufacturer:	Inspur Software Group Ltd. No. 2877 Kehang Rd., Jinan, Shandong, 250104 China
Product Description:	OTT Set-top Box
Model Number:	IPBS9510
Trade Mark:	inspur
File Number:	ES180328033W04

Measurement Procedure Used:

APPLICABLE STANDARDS	
STANDARD	TEST RESULT
FCC 47 CFR Part 2, Subpart J FCC 47 CFR Part 15, Subpart E	PASS

The above equipment was tested by EMTEK(SHENZHEN) CO., LTD.. The test data, data evaluation, test procedures, and equipment configurations shown in this report were made in accordance with the procedures given in ANSI C63.10 (2013) and the energy emitted by the sample EUT tested as described in this report is in compliance with the requirements of FCC Rules Part 2 and Part 15.407

The test results of this report relate only to the tested sample identified in this report.

Date of Test : April 01, 2018 to June 05, 2018

Prepared by: *Yaping Shen*
Yaping Shen/Editor

Reviewer: *Sevin Li*
Sevin Li /Supervisor

Approve & Authorized Signer : *Lisa Wang*
Lisa Wang/Manager



TABLE OF CONTENTS

1 TEST RESULT CERTIFICATION.....2

2 EUT TECHNICAL DESCRIPTION4

3 SUMMARY OF TEST RESULT6

4 TEST METHODOLOGY7

4.1 GENERAL DESCRIPTION OF APPLIED STANDARDS7

4.2 MEASUREMENT EQUIPMENT USED7

4.3 DESCRIPTION OF TEST MODES.....8

5 FACILITIES AND ACCREDITATIONS13

5.1 FACILITIES13

5.2 LABORATORY ACCREDITATIONS AND LISTINGS13

6 TEST SYSTEM UNCERTAINTY14

7 SETUP OF EQUIPMENT UNDER TEST15

7.1 RADIO FREQUENCY TEST SETUP.....15

7.2 RADIO FREQUENCY TEST SETUP.....15

7.3 CONDUCTED EMISSION TEST SETUP17

7.4 BLOCK DIAGRAM CONFIGURATION OF TEST SYSTEM18

7.5 SUPPORT EQUIPMENT.....18

8 TEST REQUIREMENTS.....19

8.1 BANDWIDTH MEASUREMENT19

8.2 MAXIMUM CONDUCTED OUTPUT POWER.....96

8.3 MAXIMUM PEAK POWER DENSITY101

8.4 FREQUENCY STABILITY106

8.5 UNDESIRABLE RADIATED SPURIOUS EMISSION.....117

8.6 POWER LINE CONDUCTED EMISSIONS160

8.7 ANTENNA APPLICATION163

2 EUT TECHNICAL DESCRIPTION

Characteristics	Description			
IEEE 802.11 WLAN Mode Supported	<input checked="" type="checkbox"/> 802.11a(20MHz channel bandwidth) <input checked="" type="checkbox"/> 802.11n(20MHz channel bandwidth) <input checked="" type="checkbox"/> 802.11n(40MHz channel bandwidth) <input checked="" type="checkbox"/> 802.11ac(20MHz channel bandwidth) <input checked="" type="checkbox"/> 802.11ac(40MHz channel bandwidth) <input checked="" type="checkbox"/> 802.11ac(80MHz channel bandwidth)			
Data Rate	802.11 a:6,9,12,18,24,36,48,54Mbps; 802.11n(HT20)/ac(HT20): MCS0-MCS7; 802.11n(HT40): MCS0-MCS7; 802.11ac(HT40):MCS0-MCS9; 802.11ac(VHT80):MCS0-MCS9;			
Modulation	OFDM with BPSK/QPSK/16QAM/64QAM for 802.11a/n; OFDM with BPSK/QPSK/16QAM/64QAM/256QAM for 802.11ac;			
Operating Frequency Range	WIFI 5G Band	Mode	Frequency Range(MHz)	Number of channels
	UNII Band I	802.11a/n(HT20)/ac(VHT20)	5180-5240	4
		802.11n(HT40)/ac(VHT40)	5190-5230	2
		802.11 ac(VHT80)	5210	1
	UNII Band II-A	802.11a/n(HT20)/ac(VHT20)	5260-5320	4
		802.11n(HT40)/ac(VHT40)	5270-5310	2
		802.11 ac(VHT80)	5290	1
	UNII Band II-C	802.11a/n(HT20)/ac(VHT20)	5500-5700	11
		802.11n(HT40)/ac(VHT40)	5510-5670	5
		802.11 ac(VHT80)	5530-5610	2
	UNII Band III	802.11a/n(HT20)/ac(VHT20)	5745-5825	5
		802.11n(HT40)/ac(VHT40)	5755-5795	2
802.11 ac(VHT80)		5775	1	
Transmit Power Max	17.49 dBm for UNII Band I 17.01 dBm for UNII Band II-A 16.41 dBm for UNII Band II-C 16.82 dBm for UNII Band III			
Antenna Type	Antenna 1: FPC antenna Antenna 2:FPC antenna			
Smart system	<input checked="" type="checkbox"/> SISO		<input checked="" type="checkbox"/> MIMO	
Antenna Gain	4.5 dBi			
Direction Gain	7.51 dBi			
Power supply	<input checked="" type="checkbox"/> DC 12V from Adapter			
	Adapter 1:			

	<p>Model: GSCU1000S012V18Y Input: AC 100-240V 50/60Hz 0.5A Max Output: DC 12V 1A Adapter 2: Model: RD120100-C55-26MG Input: AC 100-240V 50/60Hz 0.6A Max Output: DC 12V 1A</p>
--	--

3 SUMMARY OF TEST RESULT

FCC Part Clause	Test Parameter	Verdict	Remark
15.407 (a) 15.407 (e)	99% , 6dB and 26dB Bandwidth	PASS	
15.407 (a)	Maximum Conducted Output Power	PASS	
15.407 (a)	Peak Power Spectral Density	PASS	
15.407 (b)	Radiated Spurious Emission	PASS	
15.407(g)	Frequency Stability	PASS	
15.407 (b)(6) 15.207	Power Line Conducted Emission	PASS	
15.407(a) 15.203	Antenna Application	PASS	
NOTE1: N/A (Not Applicable)			
NOTE2: According to FCC OET KDB 789033 D2 General UNII Test Procedures New Rules v01r02, In addition, the radiated test is also performed to ensure the emissions emanating from the device cabinet also comply with the applicable limits.			

RELATED SUBMITTAL(S) / GRANT(S):

This submittal(s) (test report) is intended for FCC ID: 2AO2A-S905X208 filing to comply with Section 15.247 of the FCC Part 15, Subpart E Rules.

4 TEST METHODOLOGY

4.1 GENERAL DESCRIPTION OF APPLIED STANDARDS

According to its specifications, the EUT must comply with the requirements of the following standards:

FCC 47 CFR Part 2, Subpart J

FCC 47 CFR Part 15, Subpart E

FCC KDB 789033 D2 General UNII Test Procedures New Rules v01r04

FCC KDB 662911 D01 Multiple Transmitter Output v02r01

FCC KDB 662911 D02 MIMO With Cross Polarized Antenna V01

4.2 MEASUREMENT EQUIPMENT USED

4.2.1 Conducted Emission Test Equipment

4.2.2 Conducted Emission Test Equipment

EQUIPMENT TYPE	MFR	MODEL NUMBER	SERIAL NUMBER	LASTCAL.	DUE CAL.
Test Receiver	Rohde & Schwarz	ESCI	26115-010-0027	May 20, 2018	May 19, 2019
L.I.S.N.	Rohde & Schwarz	ENV216	101161	May 20, 2018	May 19, 2019
50Ω Coaxial Switch	Anritsu	MP59B	6100175589	May 20, 2018	May 19, 2019
Voltage Probe	Rohde & Schwarz	ESH2-Z3	100122	May 20, 2018	May 19, 2019
Pulse Limiter	Rohde & Schwarz	ESH3-Z2	100006	May 20, 2018	May 19, 2019
I.S.N	Teseq GmbH	ISN T800	30327	May 20, 2018	May 19, 2019

4.2.3 Radiated Emission Test Equipment

EQUIPMENT TYPE	MFR	MODEL NUMBER	SERIAL NUMBER	LAST CAL.	DUE CAL.
EMI Test Receiver	Rohde & Schwarz	ESU	1302.6005.26	May 20, 2018	May 19, 2019
Pre-Amplifier	HP	8447F	2944A07999	May 20, 2018	May 19, 2019
Bilog Antenna	Schwarzbeck	VULB9163	142	May 20, 2018	May 19, 2019
Loop Antenna	ARA	PLA-1030/B	1029	May 20, 2018	May 19, 2019
Horn Antenna	Schwarzbeck	BBHA 9170	BBHA9170399	May 20, 2018	May 19, 2019
Horn Antenna	Schwarzbeck	BBHA 9120	D143	May 20, 2018	May 19, 2019
Cable	Schwarzbeck	AK9513	ACRX1	May 20, 2018	May 19, 2019
Cable	Rosenberger	N/A	FP2RX2	May 20, 2018	May 19, 2019
Cable	Schwarzbeck	AK9513	CRPX1	May 20, 2018	May 19, 2019
Cable	Schwarzbeck	AK9513	CRRX2	May 20, 2018	May 19, 2019

4.2.4 Radio Frequency Test Equipment

EQUIPMENT TYPE	MFR	MODEL NUMBER	SERIAL NUMBER	LASTCAL.	DUE CAL.
Spectrum Analyzer	Agilent	E4407B	88156318	May 20, 2018	May 19, 2019
Signal Analyzer	Agilent	N9010A	My53470879	May 20, 2018	May 19, 2019
Power meter	Anritsu	ML2495A	0824006	May 20, 2018	May 19, 2019
Power sensor	Anritsu	MA2411B	0738172	May 20, 2018	May 19, 2019

Remark: Each piece of equipment is scheduled for calibration once a year.

4.3 DESCRIPTION OF TEST MODES

The EUT has been tested under its typical operating condition.

The EUT configuration for testing is installed on RF field strength measurement to meet the Commissions requirement and operating in a manner which intends to maximize its emission characteristics in a continuous normal application.

The Transmitter was operated in the normal operating mode. The TX frequency was fixed which was for the purpose of the measurements.

Test of channel included the lowest and middle and highest frequency to perform the test, then record on this report.

Those data rates (802.11a: 6 Mbps; 802.11n (HT20): MCS0; 802.11n (HT20): MCS15; 802.11n (HT40): MCS0; 802.11n (HT40): MCS15; 802.11ac (HT20): MCS0; 802.11ac (HT20): MCS15; 802.11ac (HT40): MCS0; 802.11ac (HT40): MCS19; 802.11ac (HT80): MCS0; 802.11ac (HT80): MCS19;) were used for all test.

Pre-defined engineering program for regulatory testing used to control the EUT for staying in continuous transmitting and receiving mode is programmed.

Wifi 5G with UNII Band I

Frequency and Channel list for 802.11a/n(HT20)/ac(VHT20):

Channel	Frequency (MHz)	Channel	Frequency (MHz)	Channel	Frequency (MHz)
36	5180	44	5220		
40	5200	48	5240		

Frequency and Channel list for 802.11n(HT40)/ac(VHT40):

Channel	Frequency (MHz)	Channel	Frequency (MHz)	Channel	Frequency (MHz)
38	5190				
46	5230				

Frequency and Channel list for 802.11ac(VHT80):

Channel	Frequency (MHz)	Channel	Frequency (MHz)	Channel	Frequency (MHz)
42	5210				

Test Frequency and Channel for 802.11a/n(HT20)/ac(VHT20):

Lowest Frequency		Middle Frequency		Highest Frequency	
Channel	Frequency (MHz)	Channel	Frequency (MHz)	Channel	Frequency (MHz)
36	5180	40	5200	48	5240

Test Frequency and channel for 802.11n(VHT40)/ac(VHT40):

Lowest Frequency		Middle Frequency		Highest Frequency	
Channel	Frequency (MHz)	Channel	Frequency (MHz)	Channel	Frequency (MHz)
38	5190	N/A	N/A	46	5230

Test Frequency and channel for 802.11ac(HT80):

Lowest Frequency		Middle Frequency		Highest Frequency	
Channel	Frequency (MHz)	Channel	Frequency (MHz)	Channel	Frequency (MHz)
42	5210	N/A	N/A	N/A	N/A

Wifi 5G with UNII Band II-A

Frequency and Channel list for 802.11a/n(HT20)/ac(VHT20):

Channel	Frequency (MHz)	Channel	Frequency (MHz)	Channel	Frequency (MHz)
52	5260	60	5300		
56	5280	64	5320		

Frequency and Channel list for 802.11n(VHT40)/ac(VHT40):

Channel	Frequency (MHz)	Channel	Frequency (MHz)	Channel	Frequency (MHz)
54	5270				
62	5310				

Frequency and Channel list for 802.11ac(VHT80):

Channel	Frequency (MHz)	Channel	Frequency (MHz)	Channel	Frequency (MHz)
58	5290				

Test Frequency and Channel for 802.11a/n(HT20)/ac(VHT20):

Lowest Frequency		Middle Frequency		Highest Frequency	
Channel	Frequency (MHz)	Channel	Frequency (MHz)	Channel	Frequency (MHz)
52	5260	56	5280	64	5320

Test Frequency and channel for 802.11n(HT40)/ac(VHT40):

Lowest Frequency		Middle Frequency		Highest Frequency	
Channel	Frequency (MHz)	Channel	Frequency (MHz)	Channel	Frequency (MHz)
54	5270	N/A	N/A	62	5310

Test Frequency and channel for 802.11ac(VHT80):

Lowest Frequency		Middle Frequency		Highest Frequency	
Channel	Frequency (MHz)	Channel	Frequency (MHz)	Channel	Frequency (MHz)
58	5290	N/A	N/A	N/A	N/A

Wifi 5G with UNII Band II-C

Frequency and Channel list for 802.11a/n(HT20)/ac(VHT20):

Channel	Frequency (MHz)	Channel	Frequency (MHz)	Channel	Frequency (MHz)
100	5500	116	5580	132	5660
104	5520	120	5600	136	5680
108	5540	124	5620	140	5700
112	5560	128	5640		

Frequency and Channel list for 802.11n(VHT40)/ac(VHT40):

Channel	Frequency (MHz)	Channel	Frequency (MHz)	Channel	Frequency (MHz)
102	5510	126	5630		
110	5550	134	5670		
118	5590				

Frequency and Channel list for 802.11ac(VHT80):

Channel	Frequency (MHz)	Channel	Frequency (MHz)	Channel	Frequency (MHz)
106	5530				
122	5610				

Test Frequency and Channel for 802.11a/n(HT20)/ac(VHT20):

Lowest Frequency		Middle Frequency		Highest Frequency	
Channel	Frequency (MHz)	Channel	Frequency (MHz)	Channel	Frequency (MHz)
100	5500	120	5600	140	5700

Test Frequency and channel for 802.11n(VHT40)/ac(VHT40):

Lowest Frequency		Middle Frequency		Highest Frequency	
Channel	Frequency (MHz)	Channel	Frequency (MHz)	Channel	Frequency (MHz)
102	5510	118	5590	134	5670

Test Frequency and channel for 802.11ac(VHT80):

Lowest Frequency		Middle Frequency		Highest Frequency	
Channel	Frequency (MHz)	Channel	Frequency (MHz)	Channel	Frequency (MHz)
106	5530	N/A	N/A	122	5610

Wifi 5G with UNII Band III

Frequency and Channel list for 802.11a/n(HT20)/ac(VHT20):

Channel	Frequency (MHz)	Channel	Frequency (MHz)	Channel	Frequency (MHz)
149	5745	157	5785	165	5825
153	5765	161	5805		

Frequency and Channel list for 802.11n(HT40)/ac(VHT40):

Channel	Frequency (MHz)	Channel	Frequency (MHz)	Channel	Frequency (MHz)
151	5755				
159	5795				

Frequency and Channel list for 802.11ac(VHT80):

Channel	Frequency (MHz)	Channel	Frequency (MHz)	Channel	Frequency (MHz)
155	5775				

Test Frequency and Channel for 802.11a/n(HT20)/ac(VHT20):

Lowest Frequency		Middle Frequency		Highest Frequency	
Channel	Frequency (MHz)	Channel	Frequency (MHz)	Channel	Frequency (MHz)
149	5745	157	5785	165	5825

Test Frequency and channel for 802.11n(HT40)/ac(VHT40):

Lowest Frequency		Middle Frequency		Highest Frequency	
Channel	Frequency (MHz)	Channel	Frequency (MHz)	Channel	Frequency (MHz)
151	5755	N/A	N/A	159	5795

Test Frequency and channel for 802.11ac(VHT80):

Lowest Frequency		Middle Frequency		Highest Frequency	
Channel	Frequency (MHz)	Channel	Frequency (MHz)	Channel	Frequency (MHz)
155	5775				

5 FACILITIES AND ACCREDITATIONS

5.1 FACILITIES

All measurement facilities used to collect the measurement data are located at

Bldg 69, Majialong Industry Zone District, Nanshan District, Shenzhen, China

The sites are constructed in conformance with the requirements of ANSI C63.7, ANSI C63.10 and CISPR Publication 22.

5.2 LABORATORY ACCREDITATIONS AND LISTINGS

Site Description

EMC Lab.

: Accredited by CNAS,2016.10.24

The certificate is valid until 2022.10.28

The Laboratory has been assessed and proved to be in compliance with CNAS-CL01:2006 (identical to ISO/IEC 17025:2005)

The Certificate Registration Number is L2291.

Accredited by TUV Rheinland Shenzhen 2016.5.19

The Laboratory has been assessed according to the requirements ISO/IEC 17025.

Accredited by FCC, August 03, 2017

Designation Number: CN1204

Test Firm Registration Number: 882943

Accredited by A2LA, July 31, 2017

The Certificate Registration Number is 4321.01.

Accredited by Industry Canada, November 29, 2012

The Certificate Registration Number is 4480A.

Name of Firm

: EMTEK(SHENZHEN) CO., LTD.

Site Location

: Bldg 69, Majialong Industry Zone,
Nanshan District, Shenzhen, Guangdong, China

6 TEST SYSTEM UNCERTAINTY

The following measurement uncertainty levels have been estimated for tests performed on the apparatus:

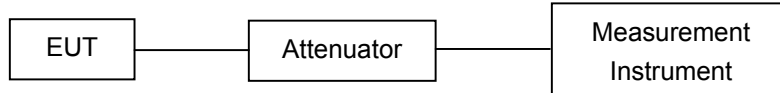
Parameter	Uncertainty
Radio Frequency	$\pm 1 \times 10^{-5}$
Maximum Peak Output Power Test	$\pm 1.0\text{dB}$
Conducted Emissions Test	$\pm 2.0\text{dB}$
Radiated Emission Test	$\pm 2.0\text{dB}$
Power Density	$\pm 2.0\text{dB}$
Occupied Bandwidth Test	$\pm 1.0\text{dB}$
Band Edge Test	$\pm 3\text{dB}$
All emission, radiated	$\pm 3\text{dB}$
Antenna Port Emission	$\pm 3\text{dB}$
Temperature	± 0.5
Humidity	$\pm 3\%$

Measurement Uncertainty for a level of Confidence of 95%

7 SETUP OF EQUIPMENT UNDER TEST

7.1 RADIO FREQUENCY TEST SETUP

The WLAN component's antenna ports(s) of the EUT are connected to the measurement instrument per an appropriate attenuator. The EUT is controlled by PC/software to emit the specified signals for the purpose of measurements.



7.2 RADIO FREQUENCY TEST SETUP

The test site semi-anechoic chamber has met the requirement of NSA tolerance 4 dB according to the standards: ANSI C63.10. The test distance is 3m. The setup is according to the requirements in Section 13.1.4.1 of ANSI C63.10-2013 and CAN/CSA-CEI/IEC CISPR 22.

Below 30MHz :

The EUT is placed on a turntable 0.8 meters above the ground in the chamber, 3 meter away from the antenna (loop antenna). The Antenna should be positioned with its plane vertical at the specified distance from the EUT and rotated about its vertical axis for maximum response at each azimuth about the EUT. The center of the loop shall be 1 m above the ground. For certain applications, the loop antenna plane may also need to be positioned horizontally at the specified distance from the EUT.

Above 30MHz :

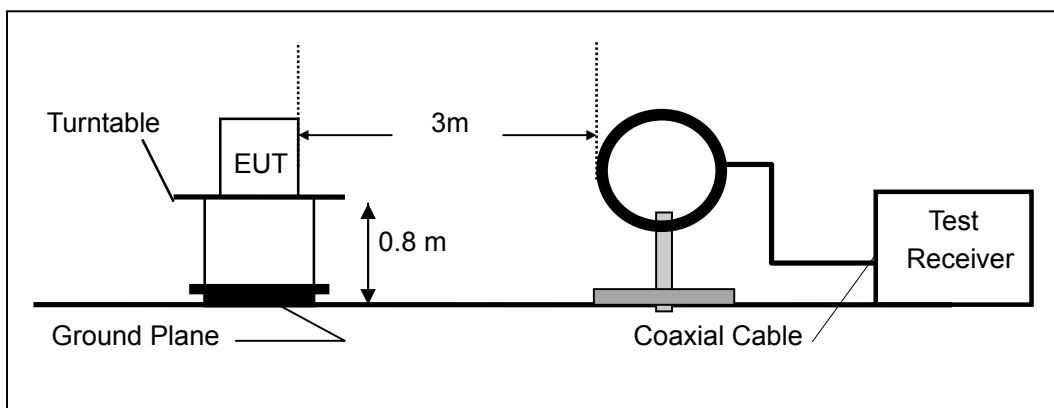
The EUT is placed on a turntable 0.8 meters above the ground in the chamber, 3 meter away from the antenna. The maximal emission value is acquired by adjusting the antenna height, polarisation and turntable azimuth. Normally, the height range of antenna is 1 m to 4 m, the azimuth range of turntable is 0° to 360°, and the receive antenna has two polarizations Vertical (V) and Horizontal (H).

Above 1GHz :

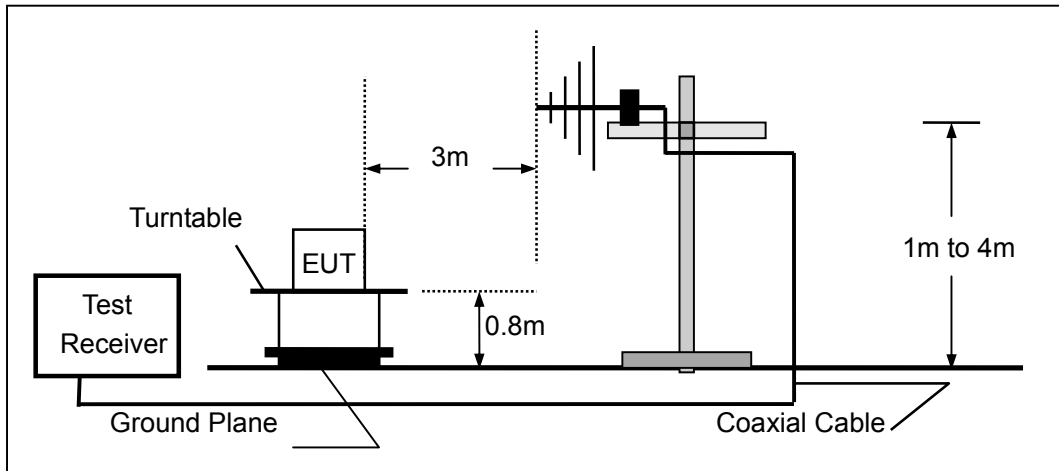
(Note: the FCC's permission to use 1.5m as an alternative per TCBC Conf call of Dec. 2, 2014.)

The EUT is placed on a turntable 1.5 meters above the ground in the chamber, 3 meter away from the antenna. The maximal emission value is acquired by adjusting the antenna height, polarisation and turntable azimuth. Normally, the height range of antenna is 1 m to 4 m, the azimuth range of turntable is 0° to 360°, and the receive antenna has two polarizations Vertical (V) and Horizontal (H).

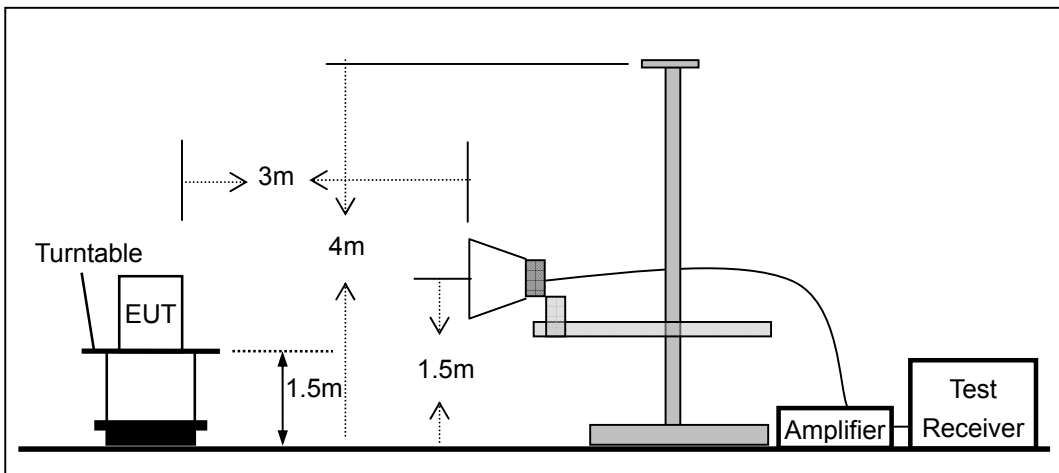
(a) Radiated Emission Test Set-Up, Frequency Below 30MHz



(b) Radiated Emission Test Set-Up, Frequency Below 1000MHz



(c) Radiated Emission Test Set-Up, Frequency above 1000MHz

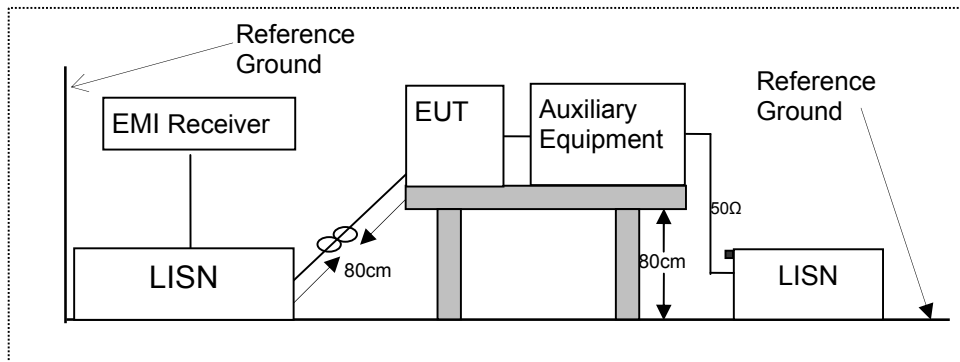


7.3 CONDUCTED EMISSION TEST SETUP

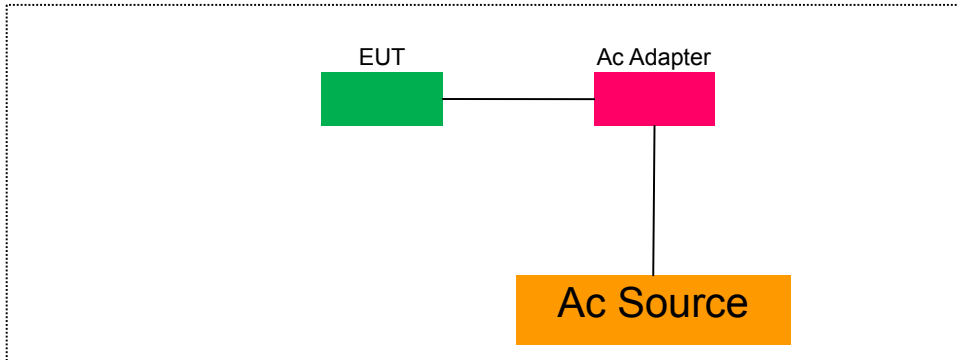
The mains cable of the EUT (maybe per AC/DC Adapter) must be connected to LISN. The LISN shall be placed 0.8 m from the boundary of EUT and bonded to a ground reference plane for LISN mounted on top of the ground reference plane. This distance is between the closest points of the LISN and the EUT. All other units of the EUT and associated equipment shall be at least 0.8m from the LISN.

Ground connections, where required for safety purposes, shall be connected to the reference ground point of the LISN and, where not otherwise provided or specified by the manufacturer, shall be of same length as the mains cable and run parallel to the mains connection at a separation distance of not more than 0.1 m.

According to the requirements in Section 13.1.4.1 of ANSI C63.10-2013 Conducted emissions from the EUT measured in the frequency range between 0.15 MHz and 30 MHz using CISPR Quasi-Peak and average detector mode.



7.4 BLOCK DIAGRAM CONFIGURATION OF TEST SYSTEM



7.5 SUPPORT EQUIPMENT

Item	Equipment	Mfr/Brand	Model/Type No.	FCC ID	Series No.	Note
N/A	N/A	N/A	N/A	N/A	N/A	N/A

Notes:

1. All the equipment/cables were placed in the worst-case configuration to maximize the emission during the test.
2. Grounding was established in accordance with the manufacturer's requirements and conditions for the intended use.

8 TEST REQUIREMENTS

8.1 BANDWIDTH MEASUREMENT

8.1.1 Applicable Standard

According to FCC Part 15.407(a)(1) for UNII Band I
According to FCC Part 15.407(a)(2) for UNII Band II-A and UNII Band II-C
According to FCC Part 15.407(a)(3) for UNII Band III
According to FCC Part 15.407(e) for UNII Band III
According to 789033 D02 Section II(C)
According to 789033 D02 Section II(D)

8.1.2 Conformance Limit

No limit requirement.
The minimum 6 dB emission bandwidth of at least 500 KHz for the UNII Band III.

8.1.3 Test Configuration

Test according to clause 6.1 radio frequency test setup

8.1.4 Test Procedure

Connect the antenna port(s) to the spectrum analyzer input. Using the spectrum analyzer Channel Bandwidth mode, configure the spectrum analyzer as shown below

■ The following procedure shall be used for measuring (26 dB) power bandwidth:

Center Frequency: test Frequency

Set RBW = approximately 1% of the emission bandwidth.

Set the VBW > RBW.

Detector = Peak.

Trace mode = max hold.

X dB Bandwidth: 26 dB

Measure the maximum width of the emission that is 26 dB down from the maximum of the emission.

Compare this with the RBW setting of the analyzer. Readjust RBW and repeat measurement as needed until the RBW/EBW ratio is approximately 1%.

■ Minimum Emission Bandwidth for the UNII Band III

Center Frequency: test Frequency

Set RBW = 100 kHz

Set VBW $\geq 3 \cdot$ RBW

Detector = Peak

Trace mode = max hold

Sweep = auto couple

X dB Bandwidth: 6 dB

Note: The automatic bandwidth measurement capability of a spectrum analyzer or EMI receiver may be employed if it implements the functionality described above.

■ The following procedure shall be used for measuring (99 %) power bandwidth:

Set center frequency to the nominal EUT channel center frequency.

Set span = 1.5 times to 5.0 times the OBW.

Set RBW = 1 % to 5 % of the OBW

Set VBW $\geq 3 \cdot$ RBW

Video averaging is not permitted. Where practical, a sample detection and single sweep mode shall be used. Otherwise, peak detection and max hold mode (until the trace stabilizes) shall be used.

Use the 99 % power bandwidth function of the instrument (if available).

If the instrument does not have a 99 % power bandwidth function, the trace data points are recovered and directly summed in power units. The recovered amplitude data points, beginning at the lowest frequency, are placed in a running sum until 0.5 % of the total is reached; that frequency is recorded as the lower frequency. The process is repeated until 99.5 % of the total is reached; that frequency is recorded as the upper frequency. The 99% occupied bandwidth is the difference between these two frequencies.

8.1.5 Test Results

<input checked="" type="checkbox"/> 802.11a mode			
Temperature :	28	Test Date :	April 24, 2018
Humidity :	65 %	Test By:	King Kong

Band	Channel Number	Channel Freq. (MHz)	26dB EBW		99% OBW		Limit (MHz)	Verdict
			Ant0	Ant1	Ant0	Ant1		
UNII Band I	CH36	5180	21.818	21.938	17.22	17.26	N/A	N/A
	CH40	5200	21.778	21.978	17.26	17.22	N/A	N/A
	CH48	5240	21.858	21.858	17.26	17.26	N/A	N/A
UNII Band II-A	CH52	5260	21.938	21.858	17.26	17.26	N/A	N/A
	CH56	5280	21.858	21.778	17.26	17.30	N/A	N/A
	CH64	5320	21.858	21.858	17.26	17.26	N/A	N/A
UNII Band II-C	CH100	5500	21.818	21.898	17.26	17.26	N/A	N/A
	CH120	5600	21.978	21.938	17.26	17.26	N/A	N/A
	CH140	5700	21.978	21.898	17.26	17.26	N/A	N/A
UNII Band III	CH149	5745	21.938	21.778	17.26	17.30	N/A	N/A
	CH157	5785	21.938	21.818	17.26	17.34	N/A	N/A
	CH165	5825	21.898	21.898	17.26	17.34	N/A	N/A
Note: N/A (Not Applicable)								

<input checked="" type="checkbox"/> 802.11n(VHT20) mode			
Temperature :	28	Test Date :	April 24, 2018
Humidity :	65 %	Test By:	King Kong

Band	Channel Number	Channel Freq. (MHz)	26dB EBW		99% OBW		Limit (MHz)	Verdict
			Ant0	Ant1	Ant0	Ant1		
UNII Band I	CH36	5180	22.138	22.098	18.14	18.18	N/A	N/A
	CH40	5200	22.078	22.098	18.10	18.14	N/A	N/A
	CH48	5240	22.098	21.978	18.18	18.10	N/A	N/A
UNII Band II-A	CH52	5260	22.018	22.098	18.14	18.22	N/A	N/A
	CH56	5280	22.098	22.138	18.14	18.14	N/A	N/A
	CH64	5320	21.978	22.178	18.14	18.18	N/A	N/A
UNII Band II-C	CH100	5500	21.858	22.018	18.14	18.18	N/A	N/A
	CH120	5600	22.218	22.098	18.14	18.14	N/A	N/A
	CH140	5700	22.058	22.018	18.18	18.14	N/A	N/A
UNII Band III	CH149	5745	22.138	21.898	18.14	18.14	N/A	N/A
	CH157	5785	22.058	22.098	18.18	18.18	N/A	N/A
	CH165	5825	22.098	22.058	18.18	18.18	N/A	N/A
Note: N/A (Not Applicable)								

<input checked="" type="checkbox"/> 802.11ac(VHT20) mode								
Temperature :		28	Test Date :		April 24, 2018			
Humidity :		65 %	Test By :		King Kong			
Band	Channel Number	Channel Freq. (MHz)	26dB EBW		99% OBW		Limit (MHz)	Verdict
			Ant0	Ant1	Ant0	Ant1		
UNII Band I	CH36	5180	22.178	22.058	18.18	18.18	N/A	N/A
	CH40	5200	22.178	22.258	18.18	18.18	N/A	N/A
	CH48	5240	22.098	22.138	18.14	18.14	N/A	N/A
UNII Band II-A	CH52	5260	22.058	22.058	18.10	18.14	N/A	N/A
	CH56	5280	22.978	22.058	18.10	18.14	N/A	N/A
	CH64	5320	22.098	22.018	18.14	18.18	N/A	N/A
UNII Band II-C	CH100	5500	22.098	22.258	18.14	18.10	N/A	N/A
	CH120	5600	22.098	22.018	18.14	18.14	N/A	N/A
	CH140	5700	22.138	22.178	18.14	18.14	N/A	N/A
UNII Band III	CH149	5745	21.978	22.058	18.14	18.14	N/A	N/A
	CH157	5785	22.338	22.018	18.14	18.10	N/A	N/A
	CH165	5825	22.098	21.978	18.14	18.14	N/A	N/A
Note: N/A (Not Applicable)								

<input checked="" type="checkbox"/> 802.11n(VHT40) mode								
Temperature :		28	Test Date :		April 24, 2018			
Humidity :		65 %	Test By :		King Kong			
Band	Channel Number	Channel Freq. (MHz)	26dB EBW		99% OBW		Limit (MHz)	Verdict
			Ant0	Ant1	Ant0	Ant1		
UNII Band I	CH38	5190	40.619	40.519	36.52	36.52	N/A	N/A
	CH46	5230	40.679	40.679	36.44	36.52	N/A	N/A
UNII Band II-A	CH54	5270	40.539	40.599	36.52	36.44	N/A	N/A
	CH62	5310	40.440	40.759	36.52	36.60	N/A	N/A
UNII Band II-C	CH102	5510	40.599	40.679	36.52	36.60	N/A	N/A
	CH118	5590	40.519	40.679	36.52	36.60	N/A	N/A
	CH134	5670	40.679	40.759	36.52	36.52	N/A	N/A
UNII Band III	CH151	5755	40.679	40.759	36.52	36.60	N/A	N/A
	CH159	5795	40.679	40.759	36.44	36.60	N/A	N/A
Note: N/A (Not Applicable)								

<input checked="" type="checkbox"/> 802.11ac(VHT40) mode								
Temperature :		28	Test Date :		April 24, 2018			
Humidity :		65 %	Test By :		King Kong			
Band	Channel Number	Channel Freq. (MHz)	26dB EBW		99% OBW		Limit (MHz)	Verdict
			Ant0	Ant1	Ant0	Ant1		
UNII Band I	CH38	5190	39.96	40.28	36.52	36.44	N/A	N/A
	CH46	5230	40.16	40.28	36.44	36.44	N/A	N/A
UNII Band II-A	CH54	5270	40.04	40.04	36.52	36.44	N/A	N/A
	CH62	5310	40.04	39.96	36.44	36.44	N/A	N/A
UNII Band II-C	CH102	5510	40.04	40.12	36.44	36.44	N/A	N/A
	CH118	5590	40.02	40.20	36.44	36.44	N/A	N/A
	CH134	5670	40.12	40.28	36.44	36.44	N/A	N/A
UNII Band III	CH151	5755	40.14	40.28	36.44	36.52	N/A	N/A
	CH159	5795	40.20	40.36	36.44	36.60	N/A	N/A
Note: N/A (Not Applicable)								

<input checked="" type="checkbox"/> 802.11ac(VHT80) mode			
Temperature :	28	Test Date :	February 07, 2018
Humidity :	65 %	Test By:	King Kong

Band	Channel Number	Channel Freq. (MHz)	26dB EBW		99% OBW		Limit (MHz)	Verdict
			Ant0	Ant1	Ant0	Ant1		
UNII Band I	CH42	5210	81.68	75.924	81.68	75.764	N/A	N/A
UNII Band II-A	CH58	5290	82.48	76.404	82.32	76.244	N/A	N/A
UNII Band II-C	CH106	5530	82.00	76.244	82.00	76.243	N/A	N/A
	CH122	5610	82.00	76.084	81.84	75.924	N/A	N/A
UNII Band III	CH155	5775	82.00	76.084	82.16	76.084	N/A	N/A

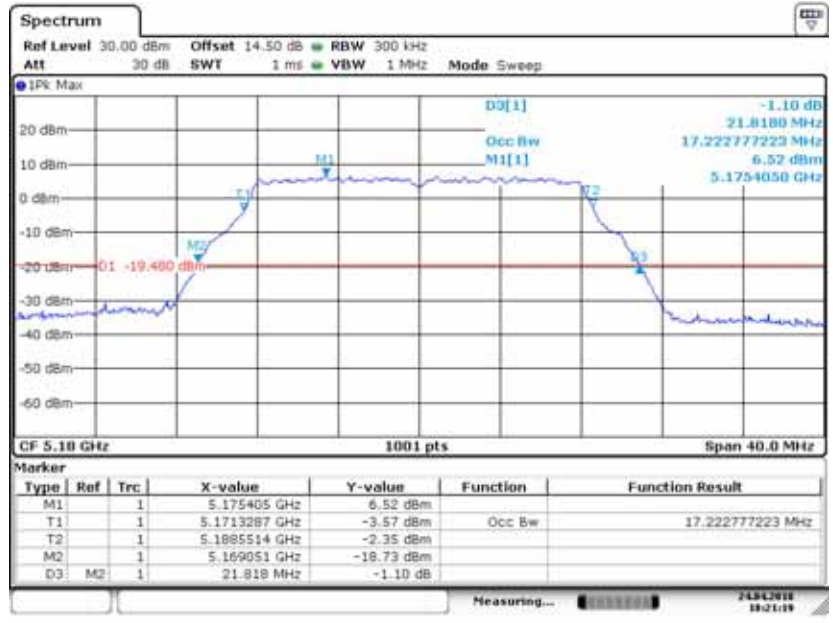
Note:
N/A (Not Applicable)

<input checked="" type="checkbox"/> UNII Band III			
Temperature :	28	Test Date :	April 24, 2018
Humidity :	65 %	Test By:	King Kong

Operation Mode	Channel Number	Channel Freq. (MHz)	6dB EBW		Limit (kHz)	Verdict
			Ant0	Ant1		
802.11a	CH149	5745	16.344	16.344	500	PASS
	CH157	5785	16.344	16.344	500	PASS
	CH165	5825	16.344	16.344	500	PASS
802.11n (VHT20)	CH149	5745	17.662	17.662	500	PASS
	CH157	5785	17.662	17.662	500	PASS
	CH165	5825	17.702	17.702	500	PASS
802.11ac (VHT20)	CH149	5745	17.702	17.662	500	PASS
	CH157	5785	17.662	17.662	500	PASS
	CH165	5825	17.702	17.702	500	PASS
802.11n (VHT40)	CH151	5755	36.364	36.284	500	PASS
	CH159	5795	36.284	36.364	500	PASS
802.11ac (VHT40)	CH151	5755	36.523	36.444	500	PASS
	CH159	5795	36.523	36.523	500	PASS
802.11ac (VHT80)	CH155	5775	76.4	76.4	500	PASS

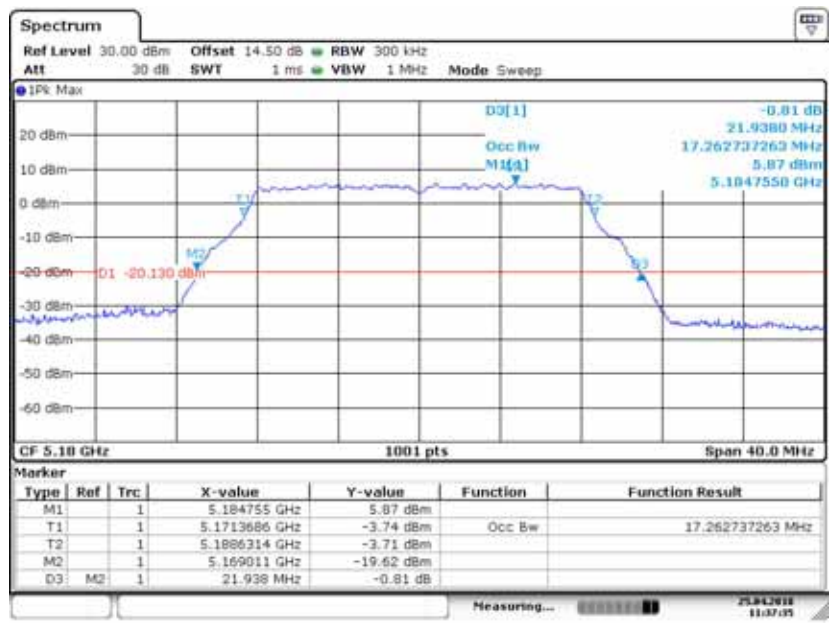
Note:
N/A (Not Applicable)

Emission Bandwidth&99% Occupied Bandwidth	UNII Band I
Test Model 802.11a	Frequency(MHz) 5180
Ant0	



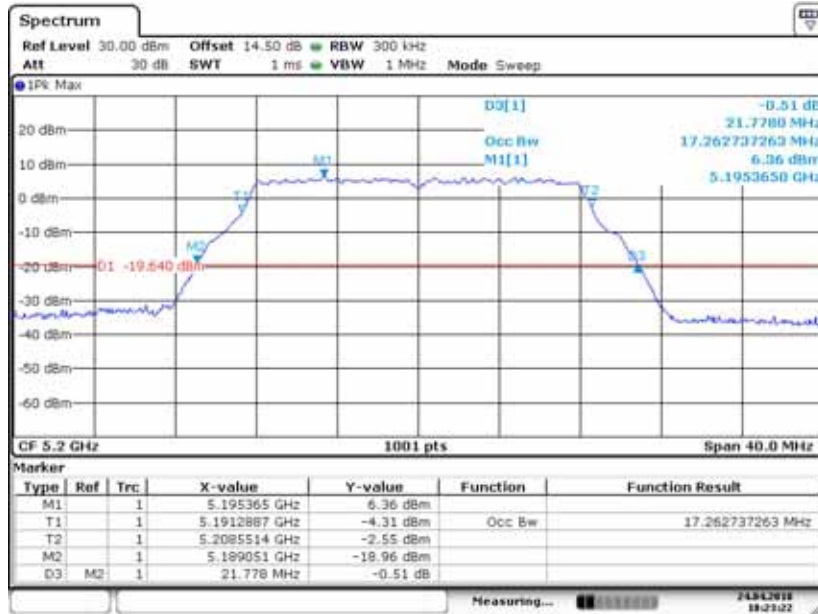
Date: 24 APR 2018 18:21:19

Ant1



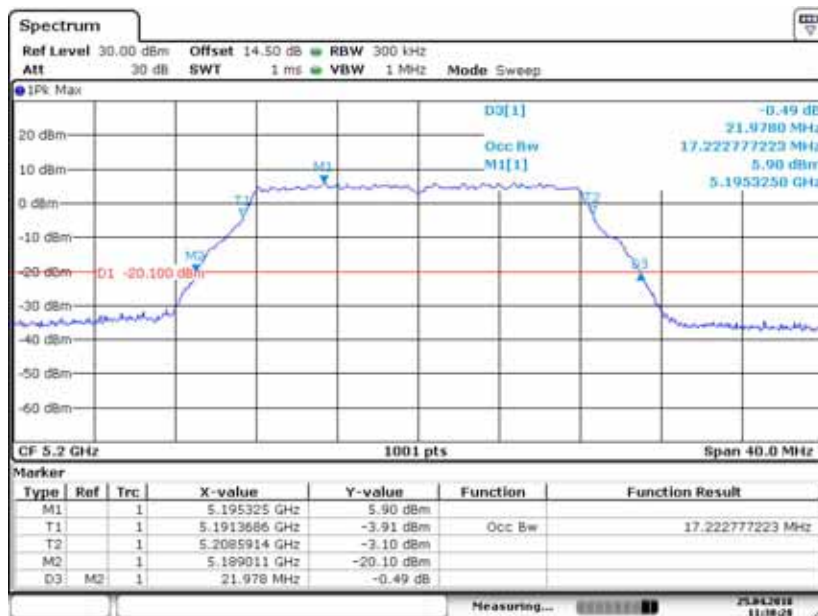
Date: 25 APR 2018 11:37:35

Emission Bandwidth&99% Occupied Bandwidth	UNII Band I
Test Model 802.11a	Frequency(MHz) 5200
Ant0	



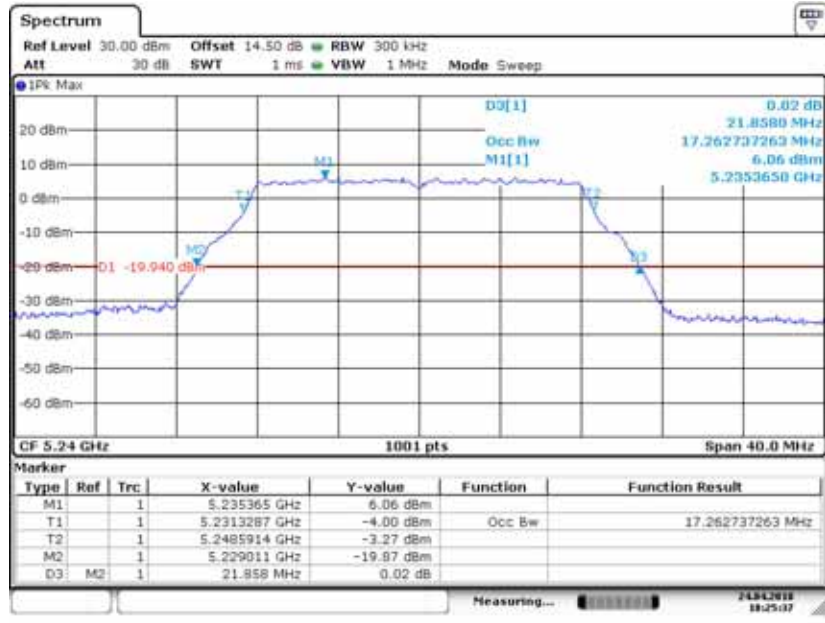
Date: 24 APR 2018 18:23:22

Ant1



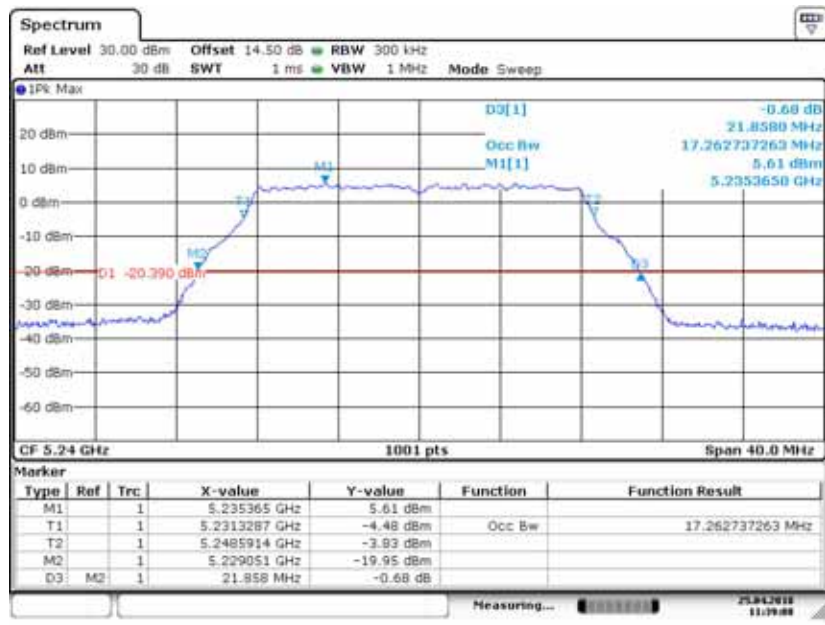
Date: 25 APR 2018 11:38:25

Emission Bandwidth&99% Occupied Bandwidth	UNII Band I
Test Model 802.11a	Frequency(MHz) 5240
Ant0	



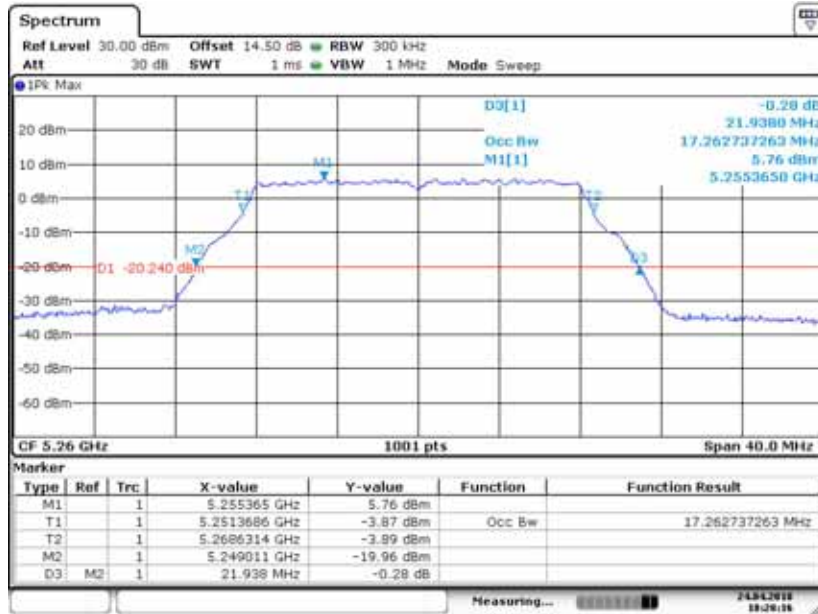
Date: 24 APR 2018 18:25:36

Ant1



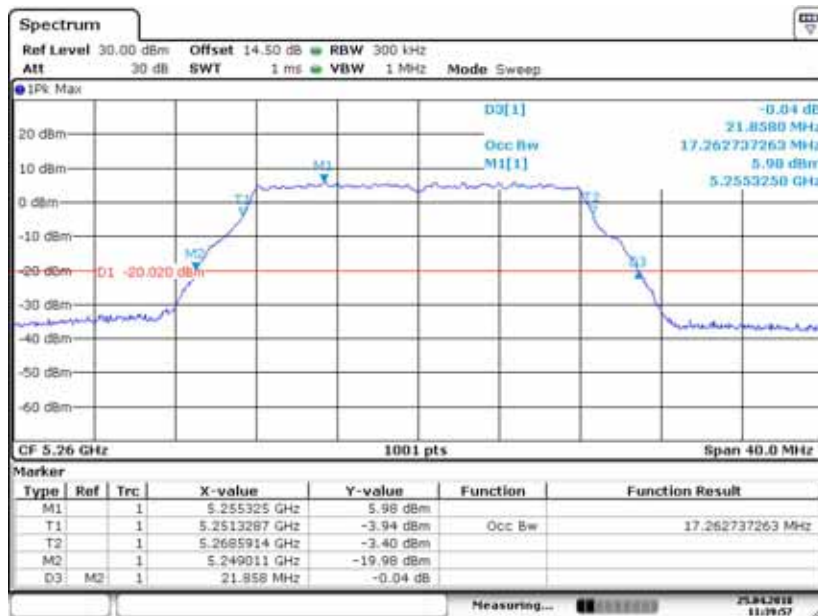
Date: 25 APR 2018 11:39:08

Emission Bandwidth&99% Occupied Bandwidth	UNII Band II-A
Test Model 802.11a	Frequency(MHz) 5260
Ant0	



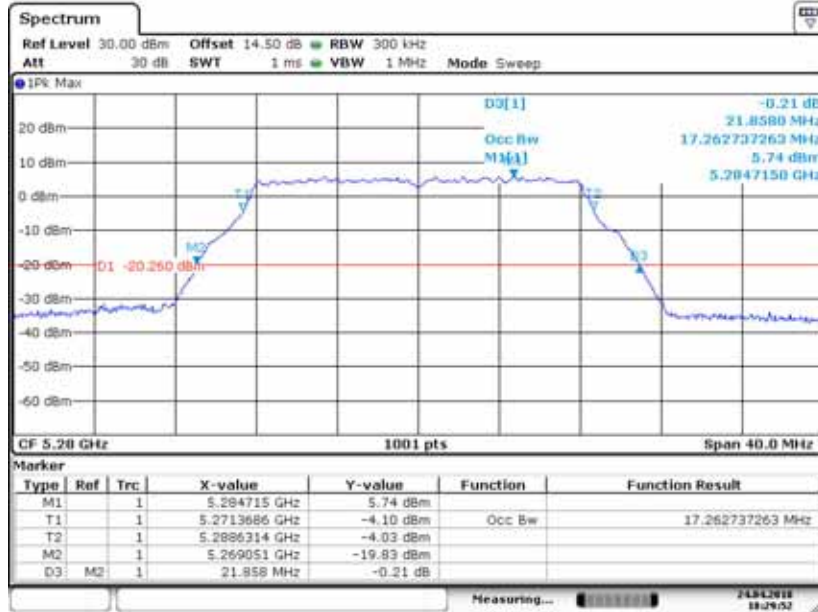
Date: 24 APR 2018 18:28:15

Ant1



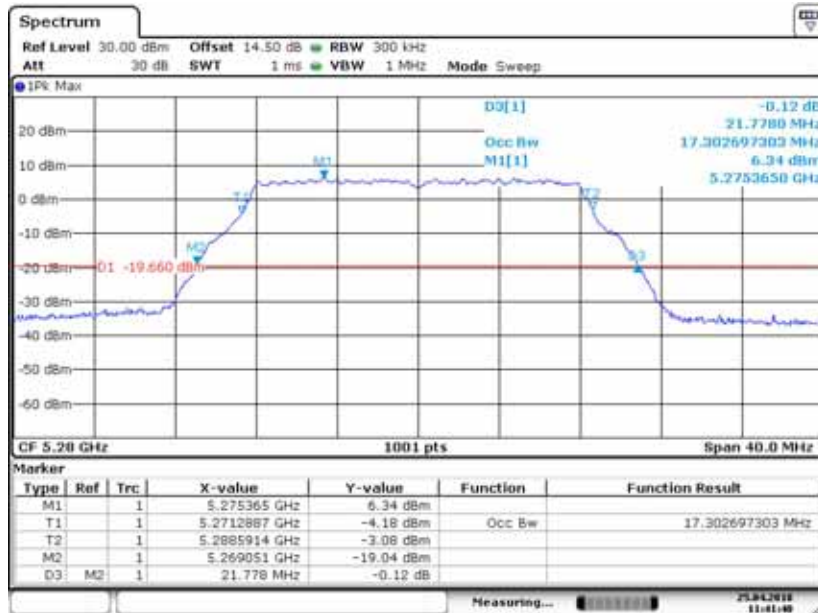
Date: 25 APR 2018 11:39:57

Emission Bandwidth&99% Occupied Bandwidth	UNII Band II-A
Test Model 802.11a	Frequency(MHz) 5280
Ant0	



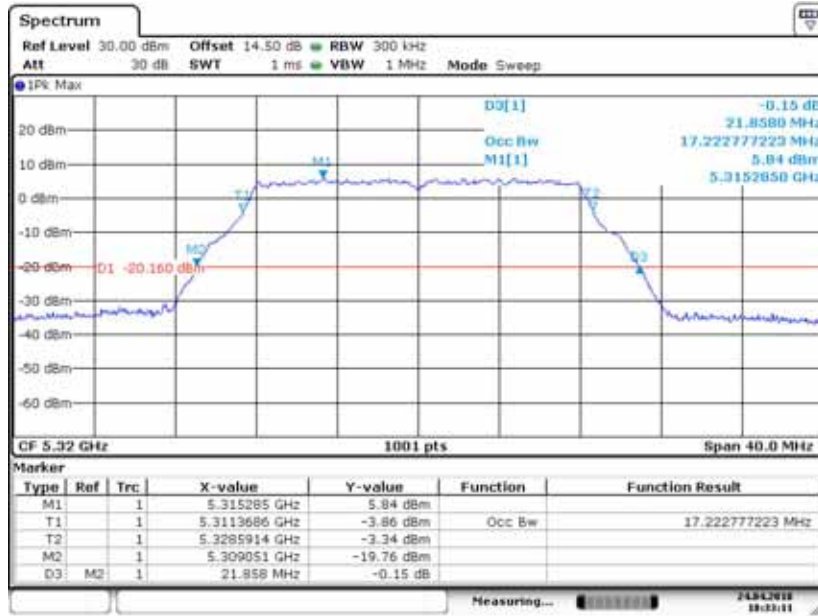
Date: 24 APR 2018 18:29:53

Ant1



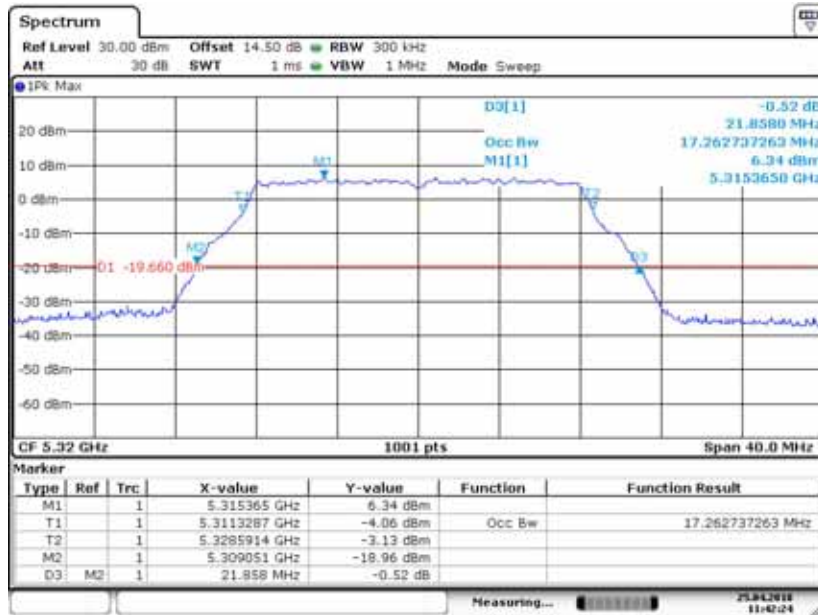
Date: 25 APR 2018 11:41:39

Emission Bandwidth&99% Occupied Bandwidth	UNII Band II-A
Test Model 802.11a	Frequency(MHz) 5320
Ant0	



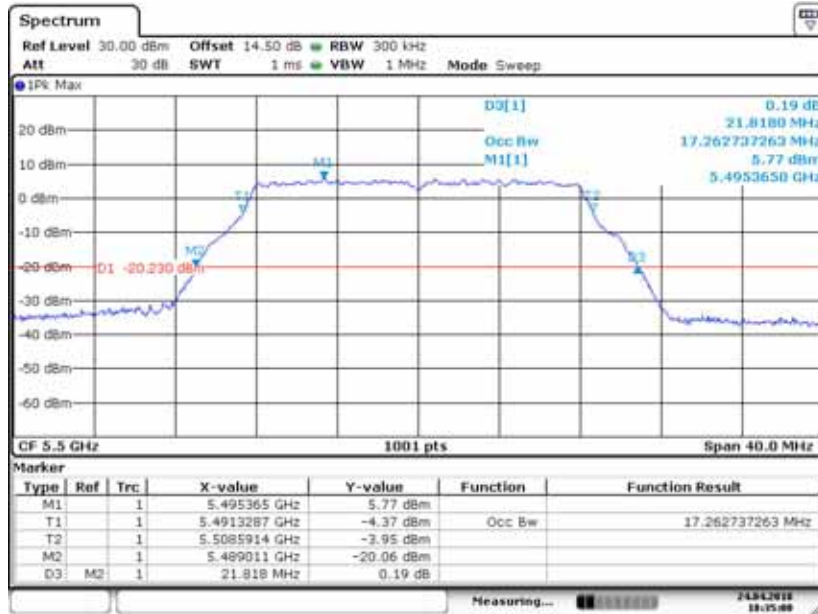
Date: 24 APR 2018 18:33:11

Ant1



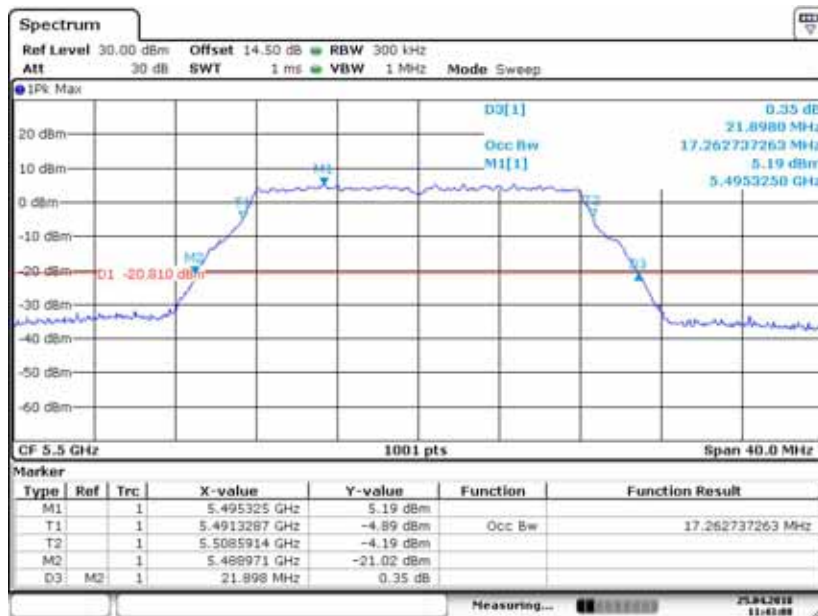
Date: 25 APR 2018 11:42:23

Emission Bandwidth&99% Occupied Bandwidth	UNII Band II-C
Test Model 802.11a	Frequency(MHz) 5500
Ant0	



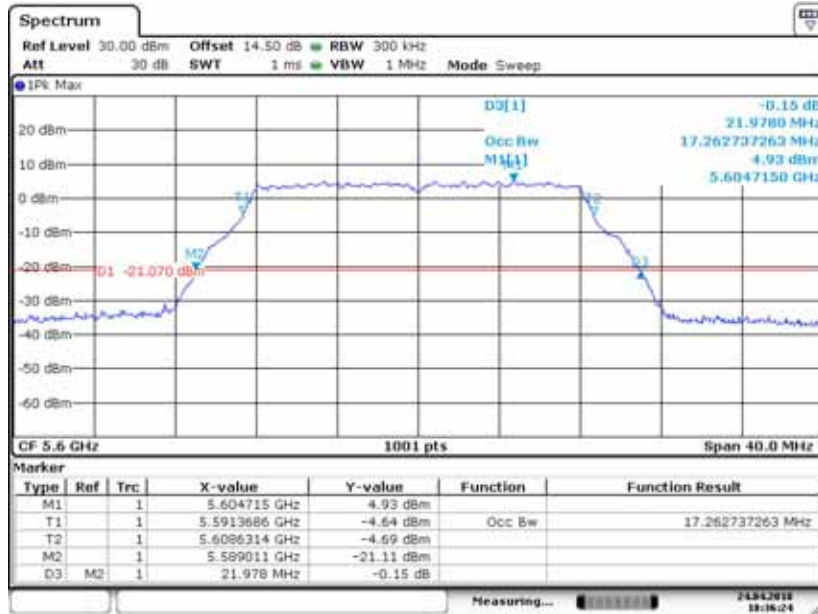
Date: 24 APR 2018 18:34:59

Ant1



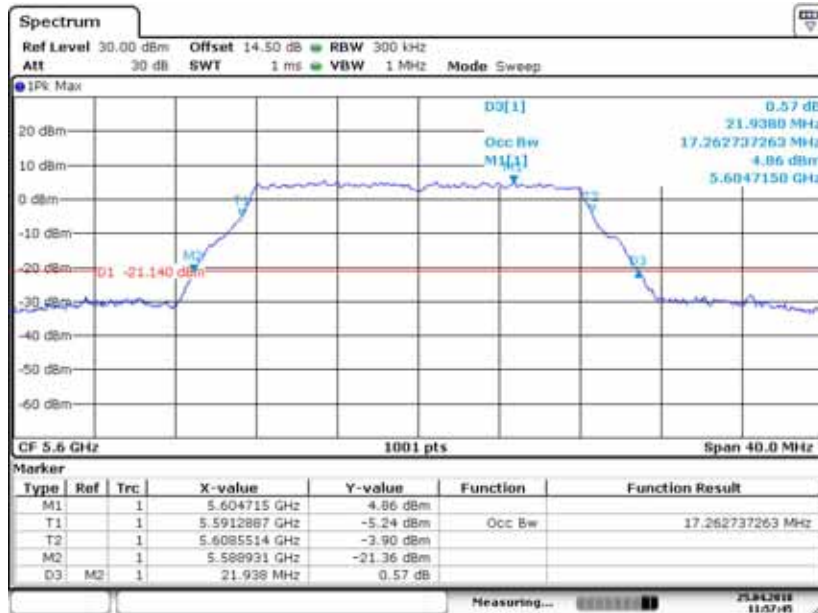
Date: 25 APR 2018 11:43:08

Emission Bandwidth&99% Occupied Bandwidth	UNII Band II-C
Test Model 802.11a	Frequency(MHz) 5600
Ant0	



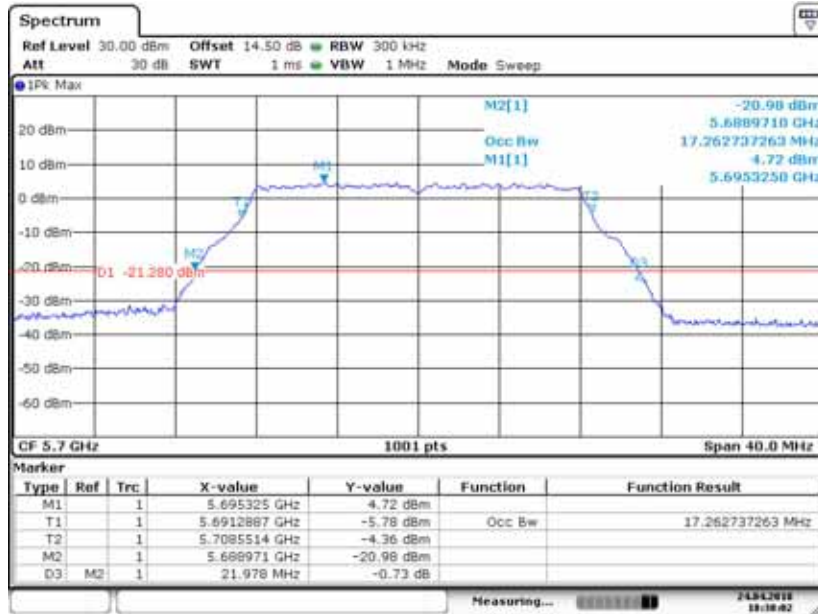
Date: 24 APR 2018 18:36:23

Ant1



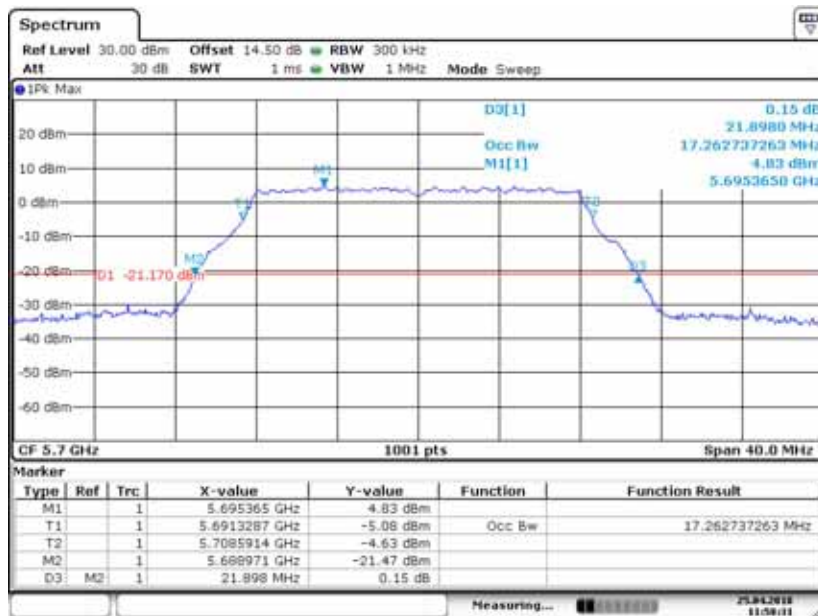
Date: 25 APR 2018 11:57:48

Emission Bandwidth&99% Occupied Bandwidth	UNII Band II-C
Test Model 802.11a	Frequency(MHz) 5700
Ant0	



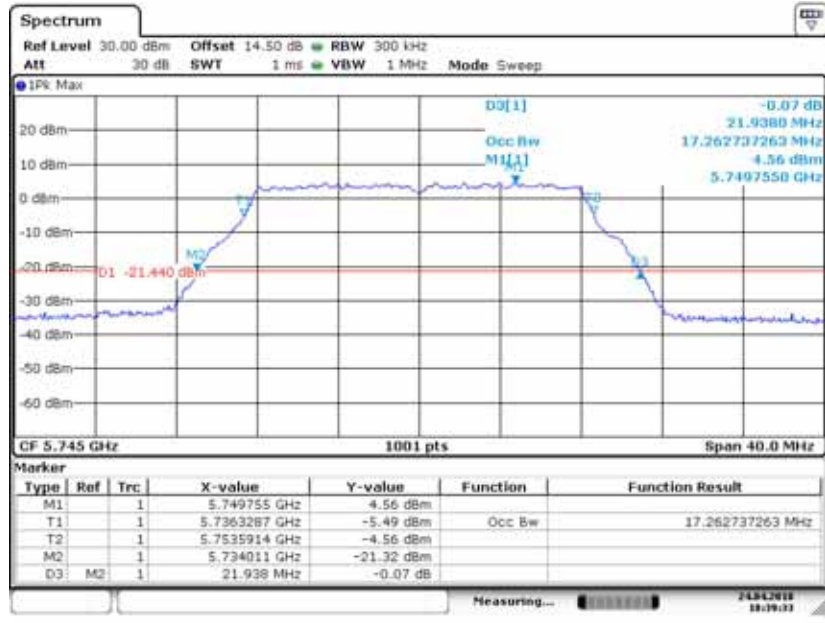
Date: 24 APR 2018 18:38:02

Ant1



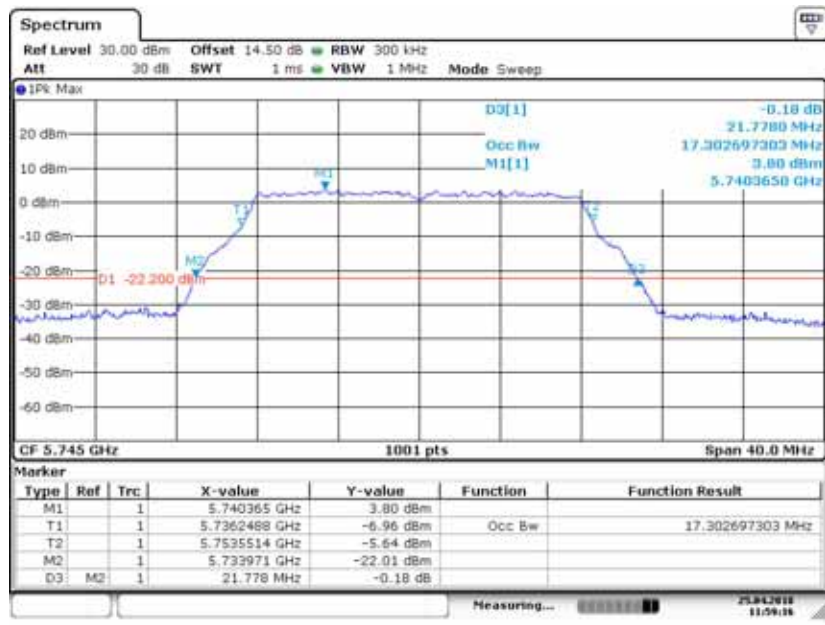
Date: 25 APR 2018 11:58:31

Emission Bandwidth&99% Occupied Bandwidth	UNII Band III
Test Model 802.11a	Frequency(MHz) 5745
Ant0	



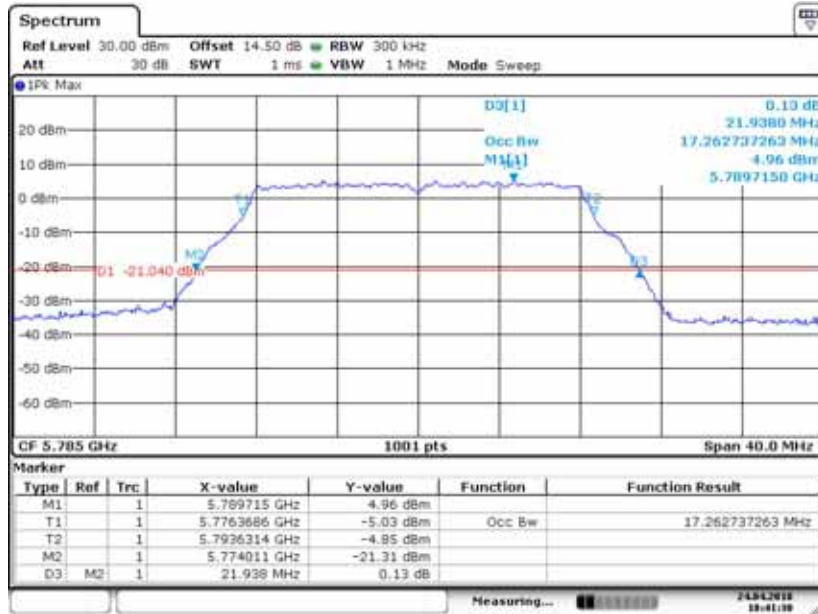
Date: 24 APR 2018 18:39:33

Ant1



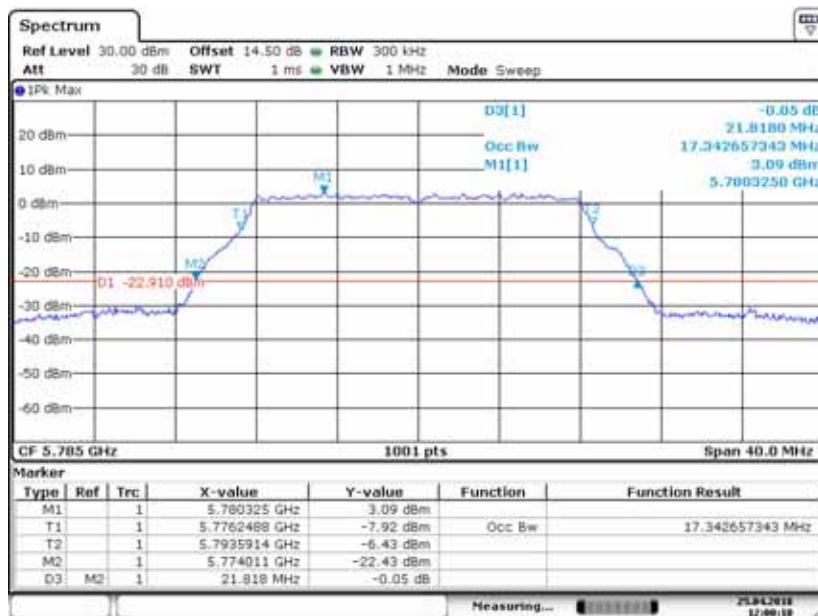
Date: 25 APR 2018 11:59:17

Emission Bandwidth&99% Occupied Bandwidth	UNII Band III
Test Model 802.11a	Frequency(MHz) 5785
Ant0	



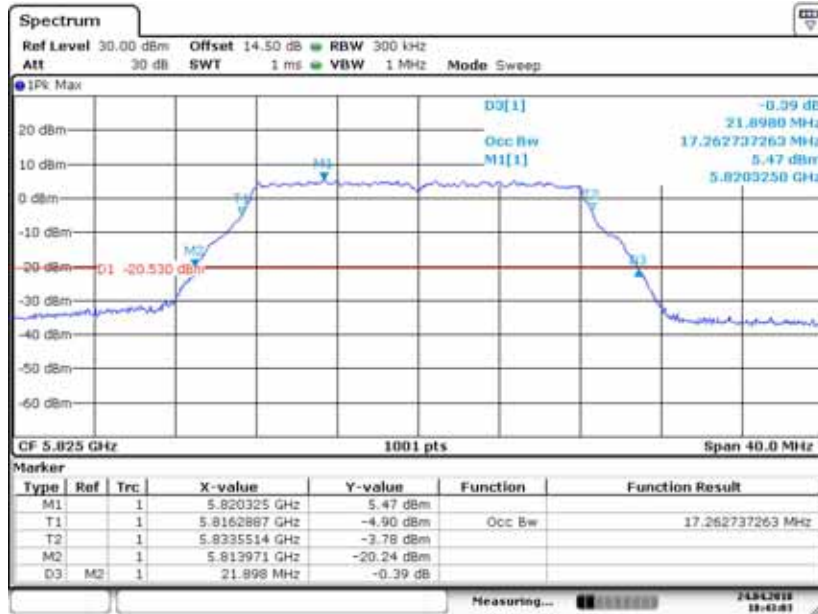
Date: 24 APR 2018 18:41:30

Ant1



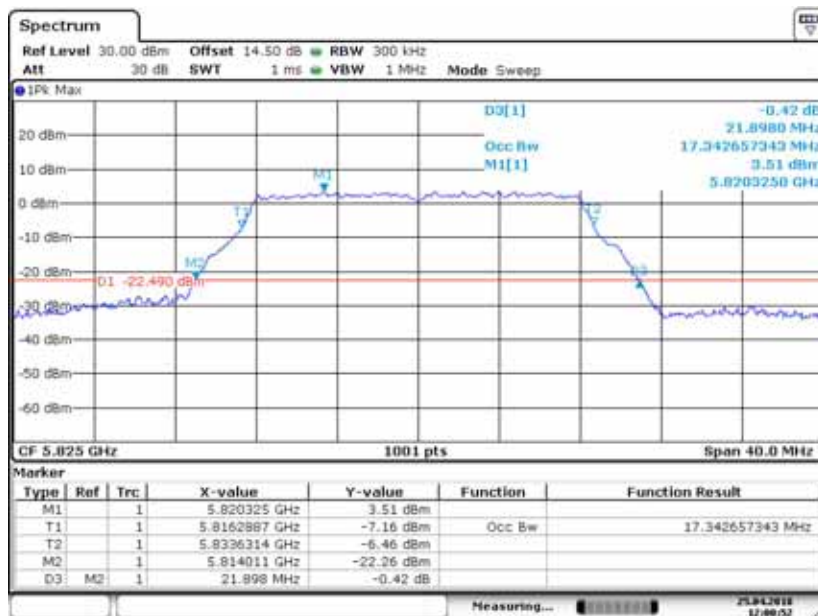
Date: 25 APR 2018 12:00:11

Emission Bandwidth&99% Occupied Bandwidth	UNII Band III
Test Model 802.11a	Frequency(MHz) 5825
Ant0	



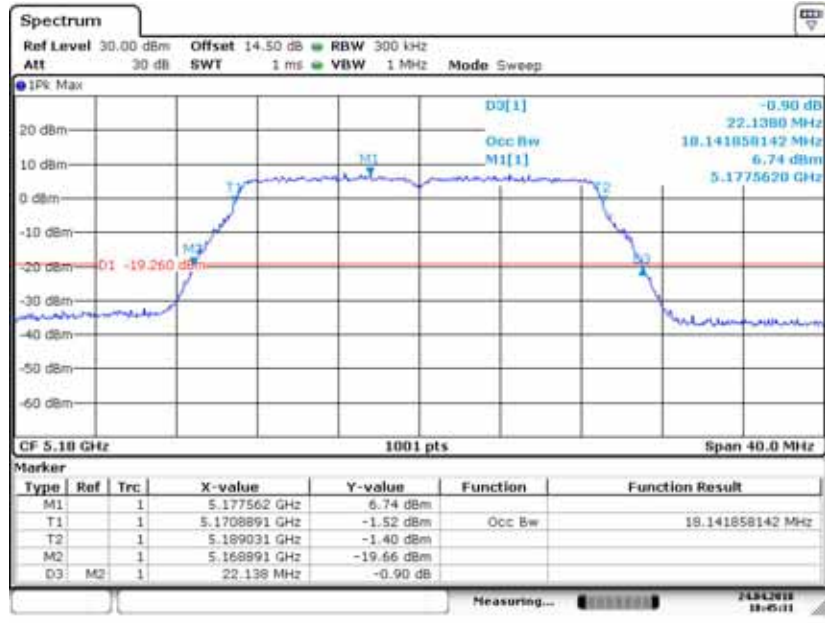
Date: 24 APR 2018 18:43:03

Ant1

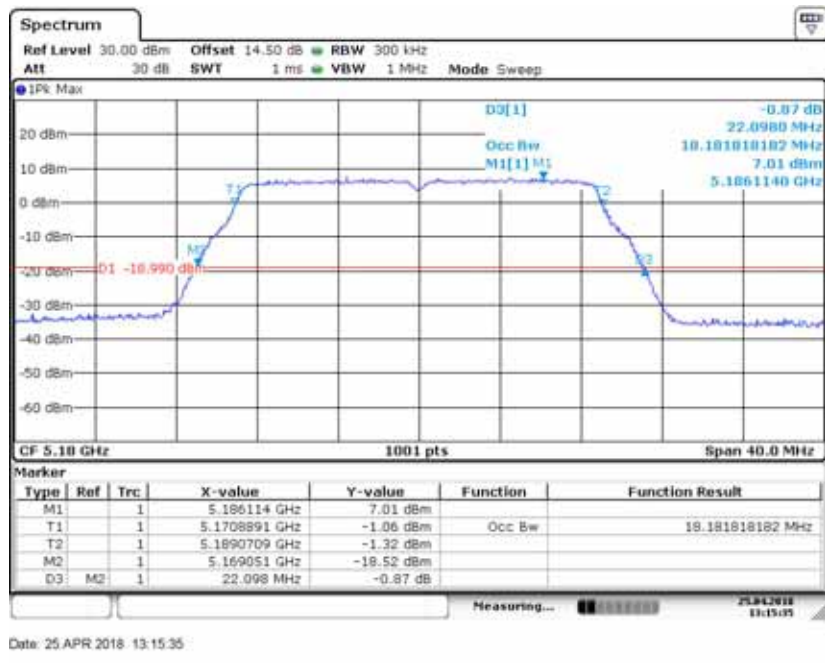


Date: 25 APR 2018 12:00:52

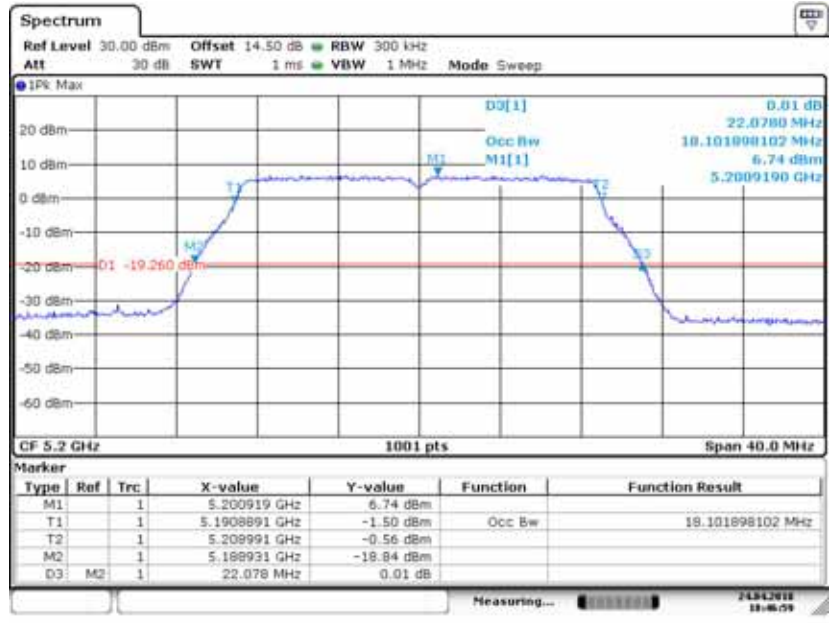
Emission Bandwidth&99% Occupied Bandwidth	UNII Band I
Test Model 802.11n(VHT20) mode	Frequency(MHz) 5180
Ant0	



Ant1

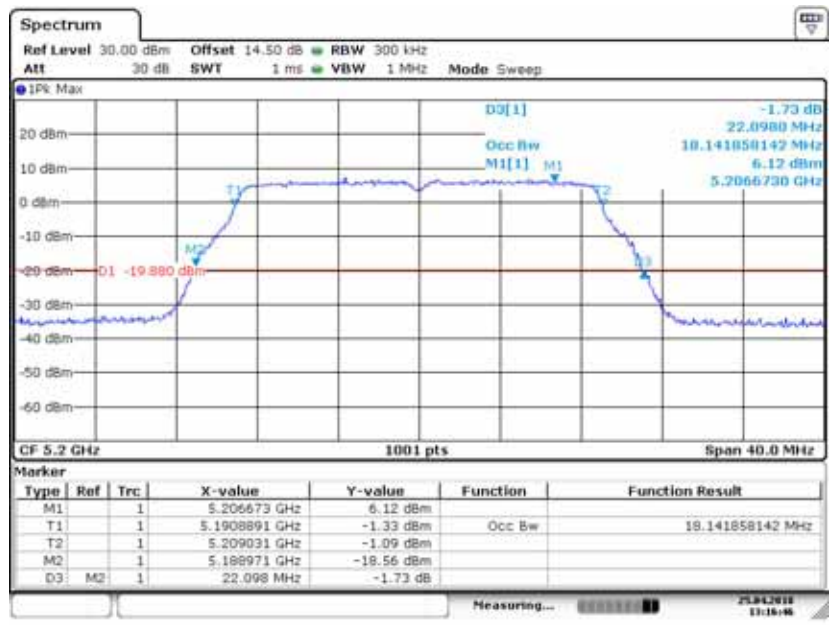


Emission Bandwidth&99% Occupied Bandwidth	UNII Band I
Test Model 802.11n(VHT20) mode	Frequency(MHz) 5200
Ant0	



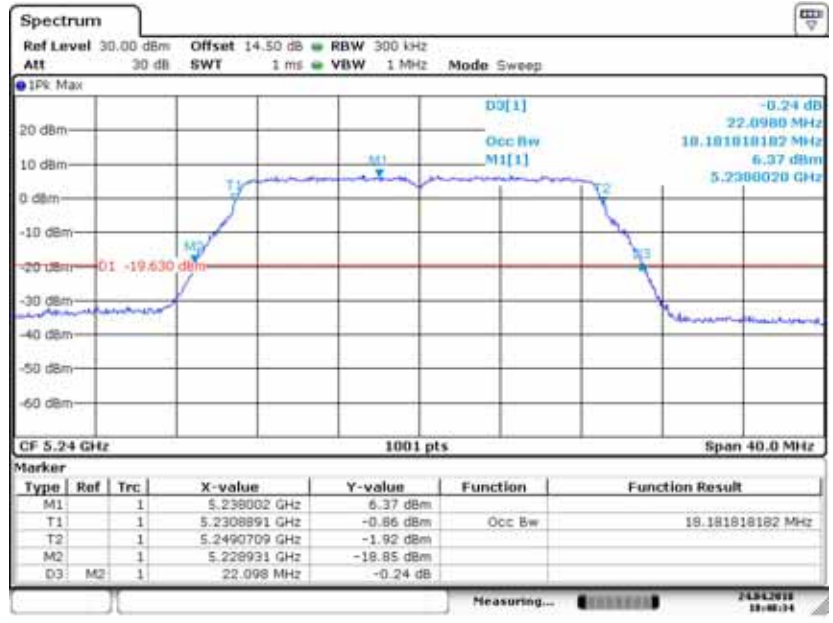
Date: 24 APR 2018 18:46:59

Ant1



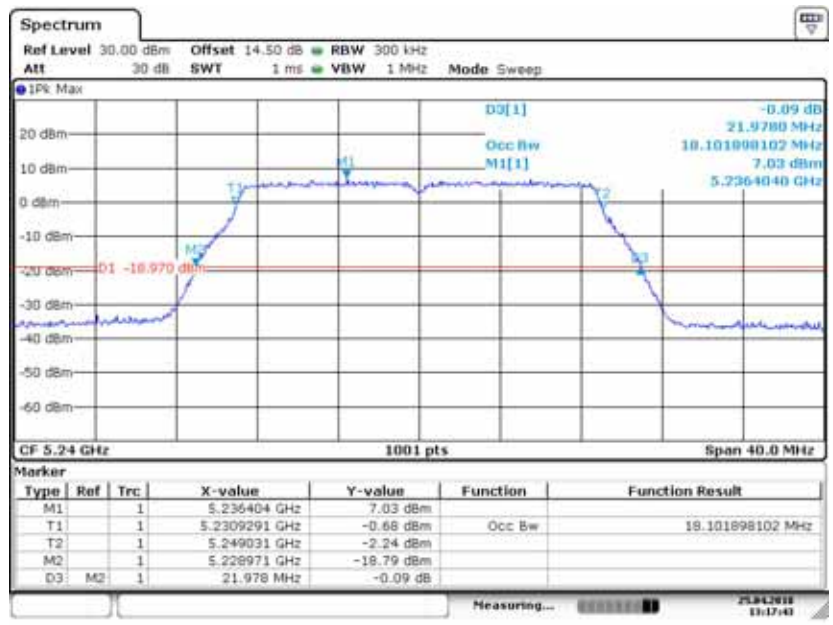
Date: 25 APR 2018 13:16:46

Emission Bandwidth&99% Occupied Bandwidth	UNII Band I
Test Model 802.11n(VHT20) mode	Frequency(MHz) 5240
Ant0	



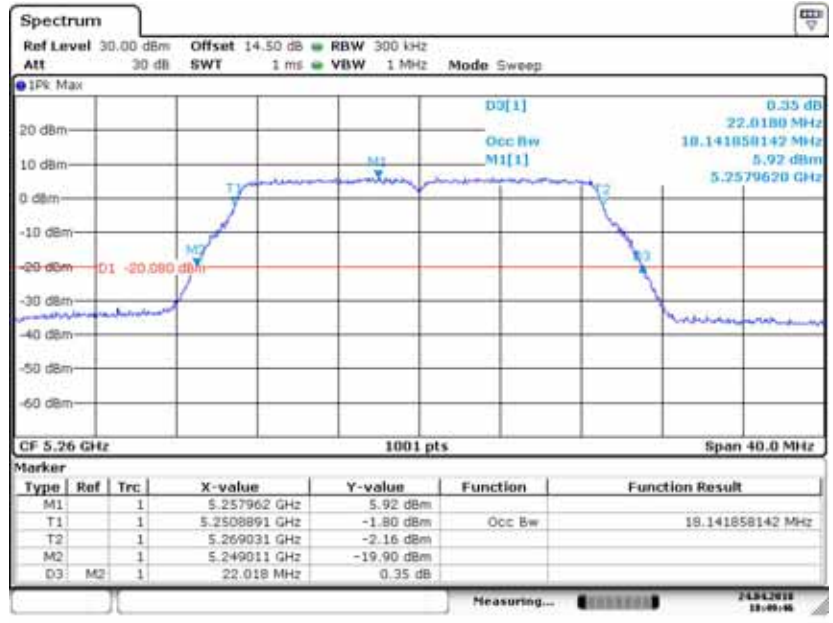
Date: 24 APR 2018 18:48:34

Ant1



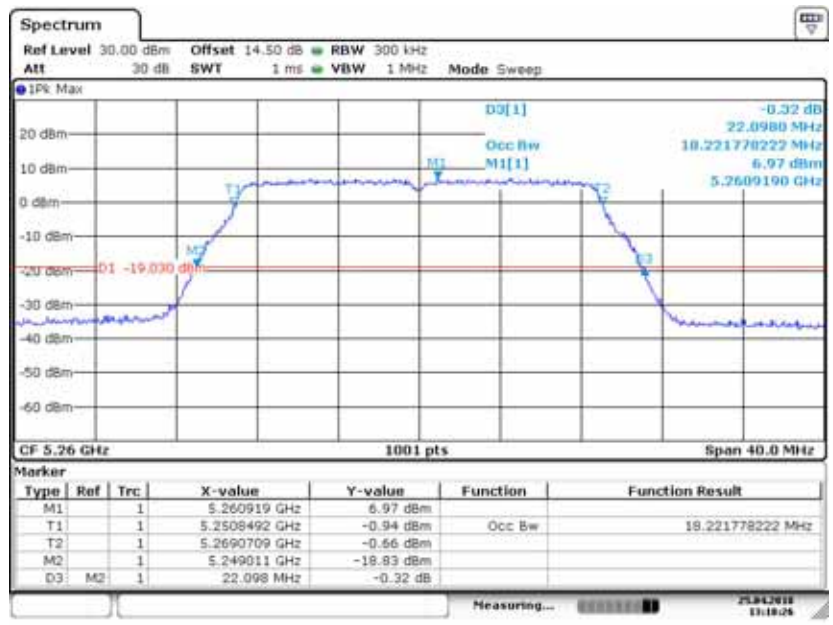
Date: 25 APR 2018 13:17:43

Emission Bandwidth&99% Occupied Bandwidth	UNII Band II-A
Test Model 802.11n(VHT20) mode	Frequency(MHz) 5260
Ant0	



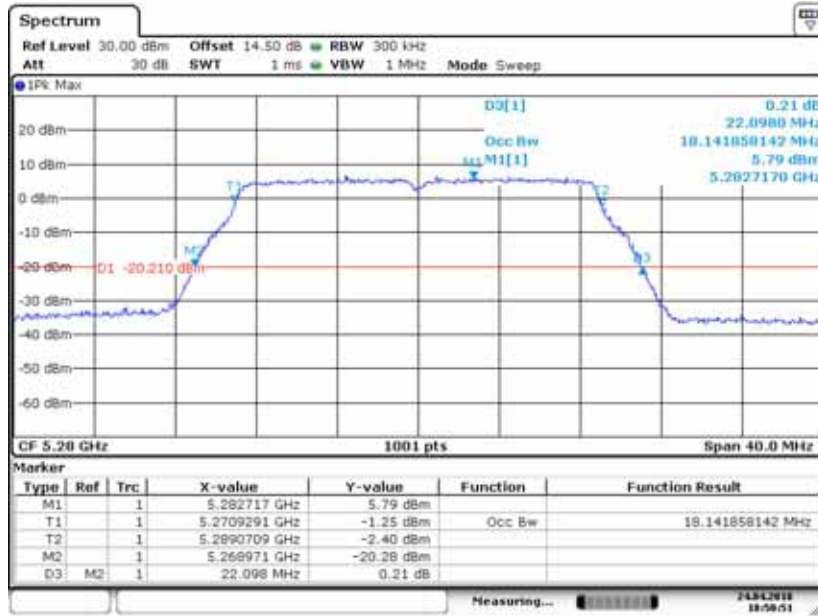
Date: 24 APR 2018 18:48:46

Ant1



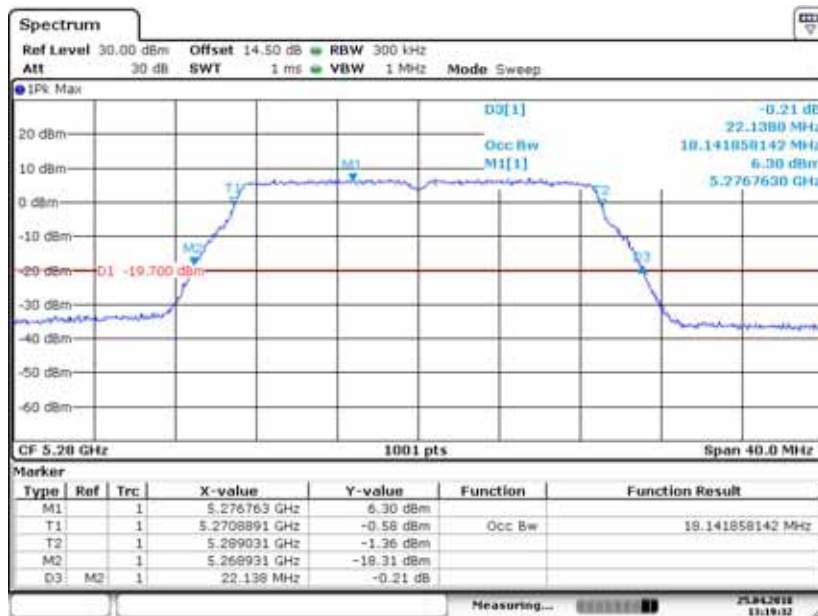
Date: 25 APR 2018 13:18:25

Emission Bandwidth&99% Occupied Bandwidth	UNII Band II-A
Test Model 802.11n(VHT20) mode	Frequency(MHz) 5280
Ant0	



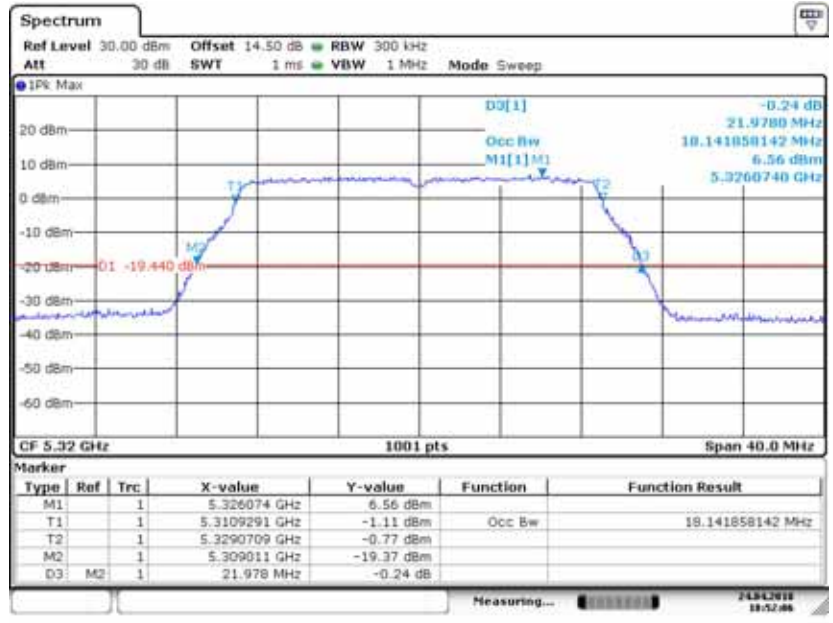
Date: 24 APR 2018 18:50:50

Ant1



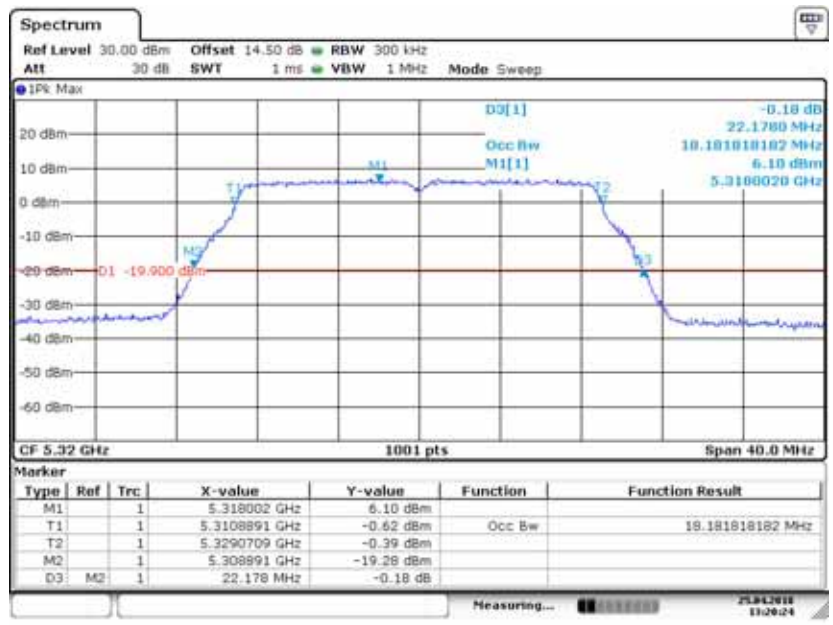
Date: 25 APR 2018 13:19:31

Emission Bandwidth&99% Occupied Bandwidth	UNII Band II-A
Test Model 802.11n(VHT20) mode	Frequency(MHz) 5320
Ant0	



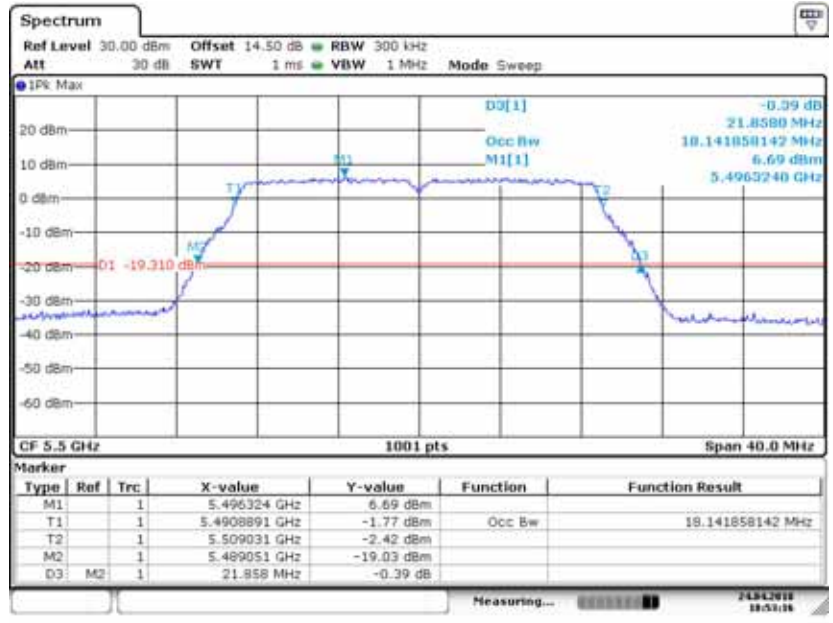
Date: 24 APR 2018 18:52:06

Ant1



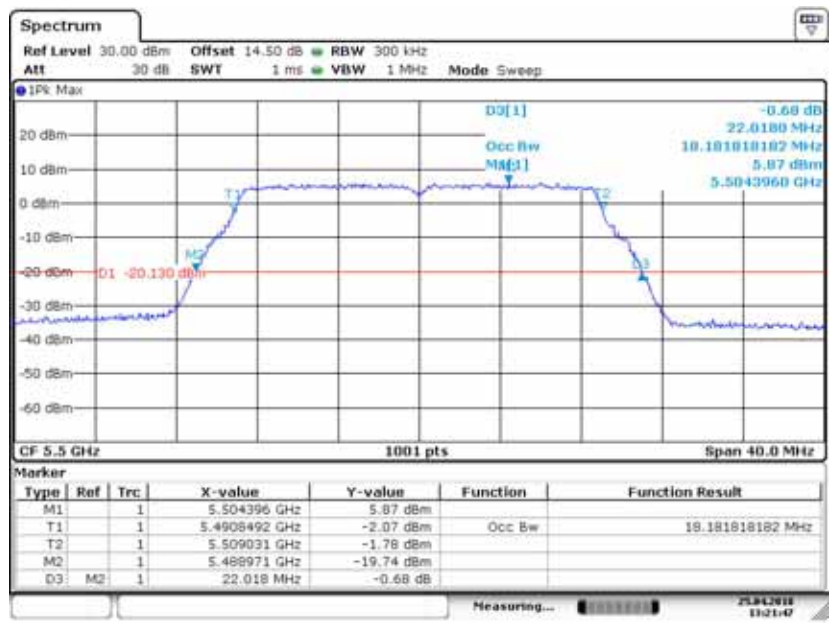
Date: 25 APR 2018 13:20:24

Emission Bandwidth&99% Occupied Bandwidth	UNII Band II-C
Test Model 802.11n(VHT20) mode	Frequency(MHz) 5500
Ant0	



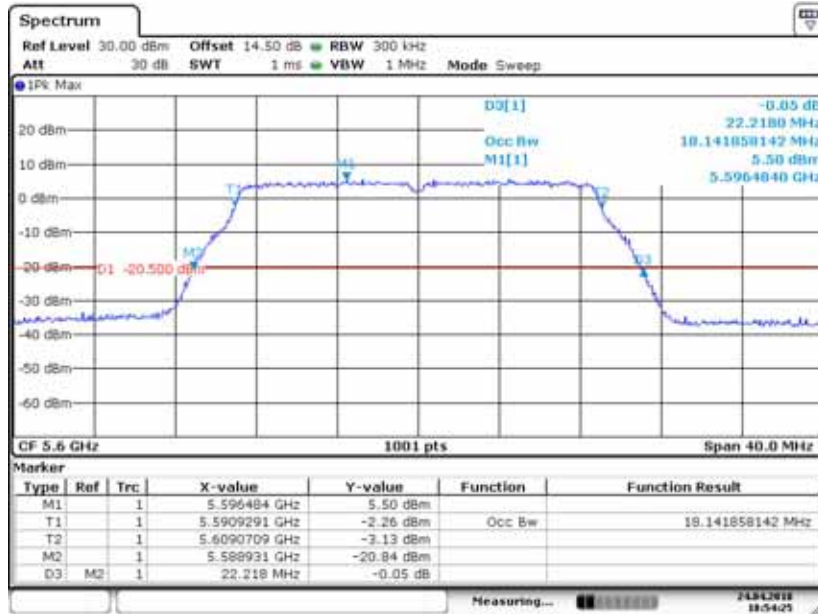
Date: 24 APR 2018 18:53:16

Ant1



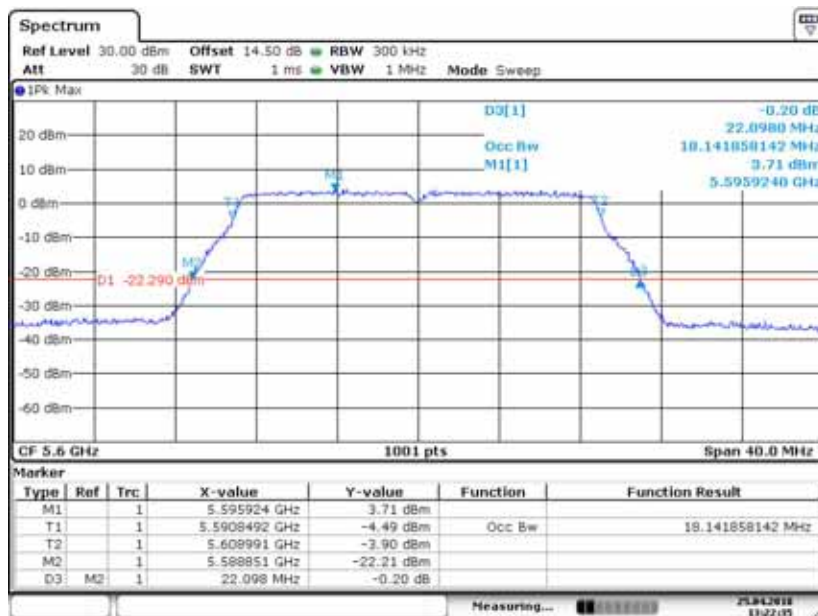
Date: 25 APR 2018 13:21:46

Emission Bandwidth&99% Occupied Bandwidth	UNII Band II-C
Test Model 802.11n(VHT20) mode	Frequency(MHz) 5600
Ant0	



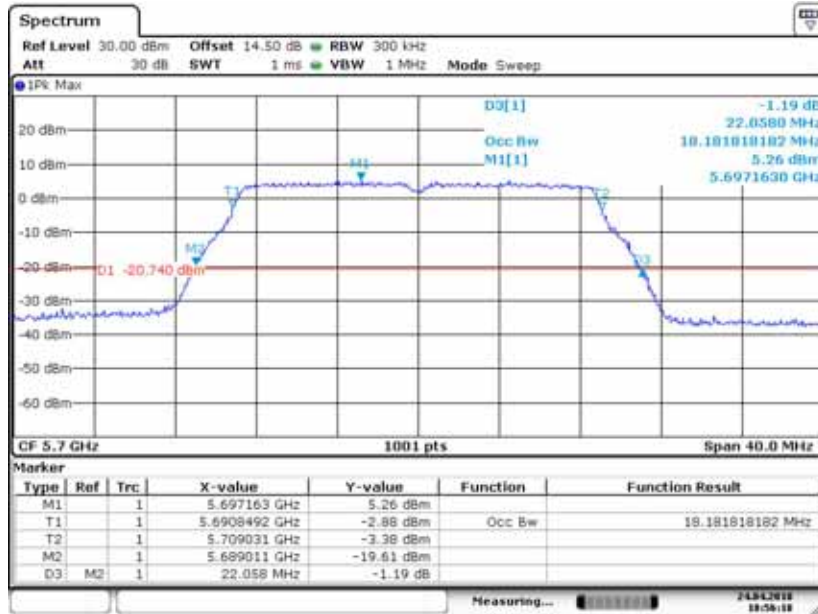
Date: 24 APR 2018 18:54:25

Ant1



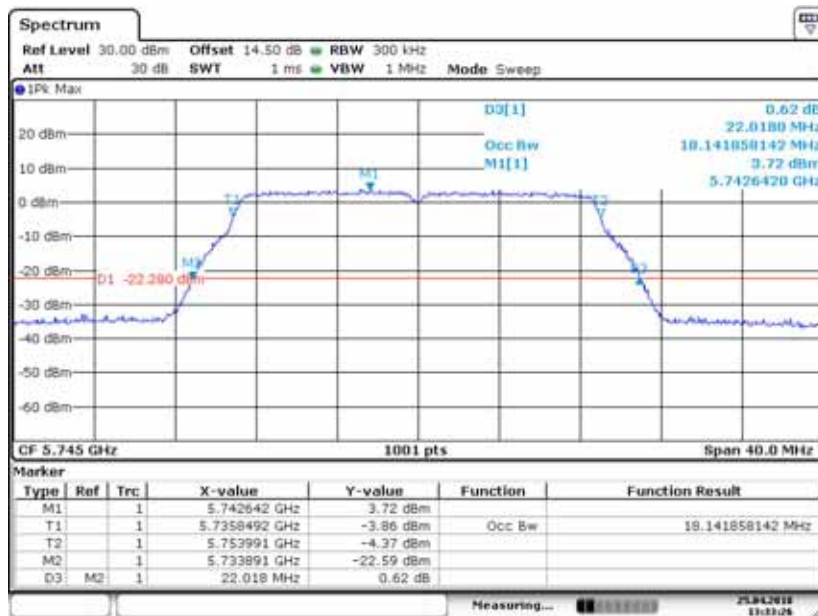
Date: 25 APR 2018 13:22:05

Emission Bandwidth&99% Occupied Bandwidth	UNII Band II-C
Test Model 802.11n(VHT20) mode	Frequency(MHz) 5700
Ant0	



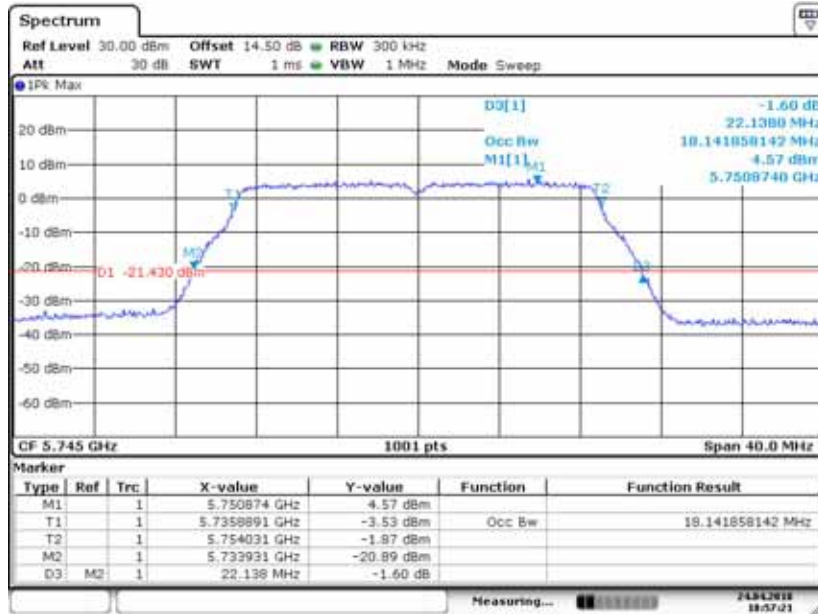
Date: 24 APR 2018 18:56:18

Ant1



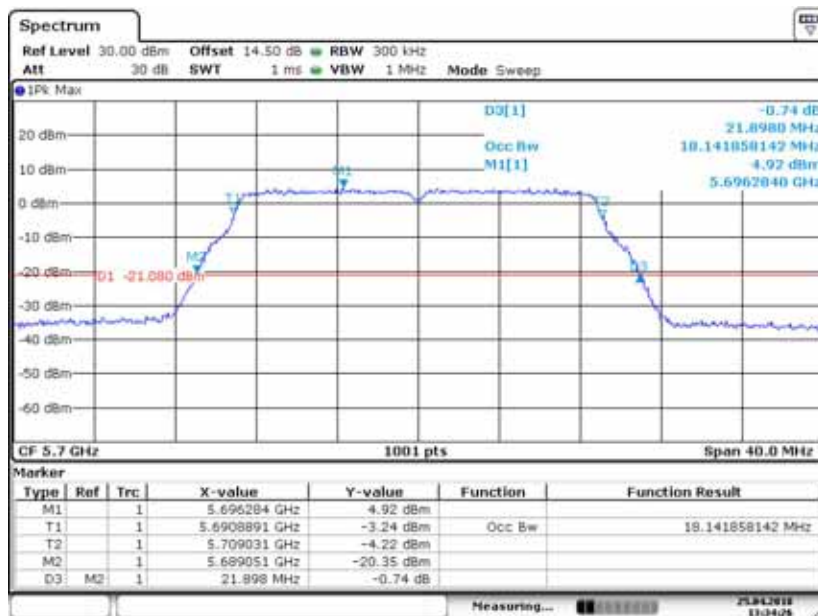
Date: 25 APR 2018 13:33:26

Emission Bandwidth&99% Occupied Bandwidth	UNII Band III
Test Model 802.11n(VHT20) mode	Frequency(MHz) 5745
Ant0	



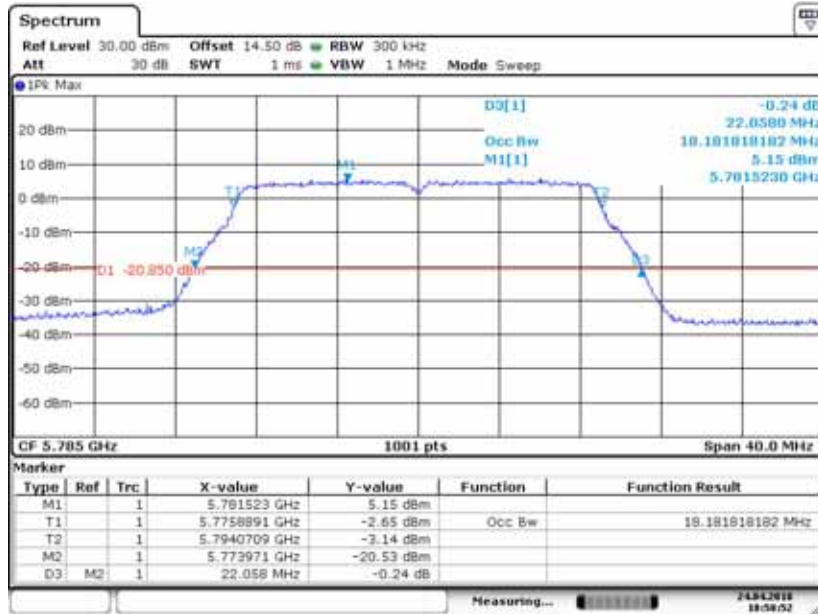
Date: 24 APR 2018 18:57:21

Ant1



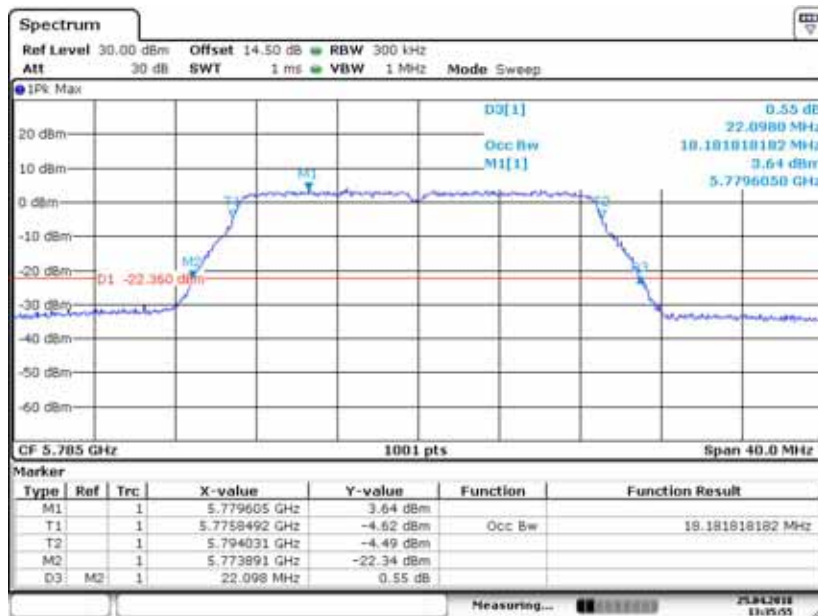
Date: 25 APR 2018 13:34:26

Emission Bandwidth&99% Occupied Bandwidth	UNII Band III
Test Model 802.11n(VHT20) mode	Frequency(MHz) 5785
Ant0	



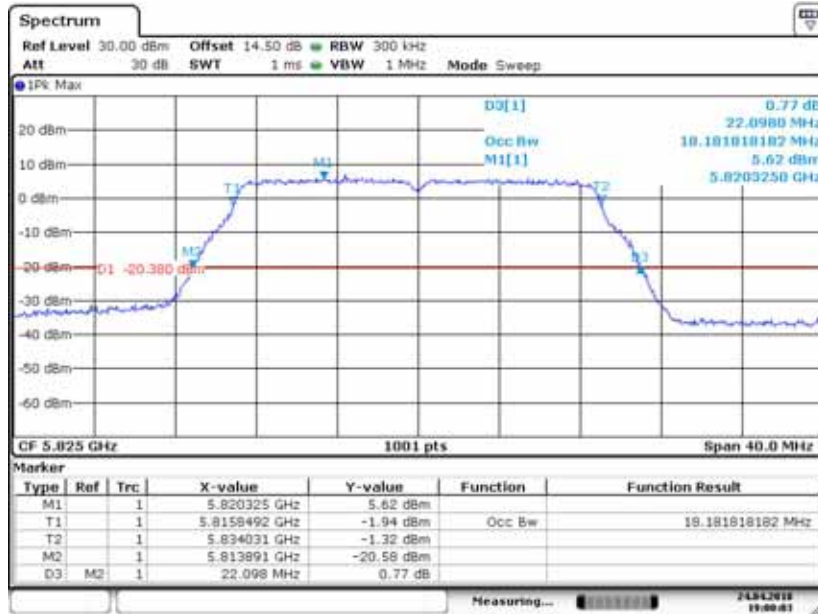
Date: 24 APR 2018 18:58:52

Ant1



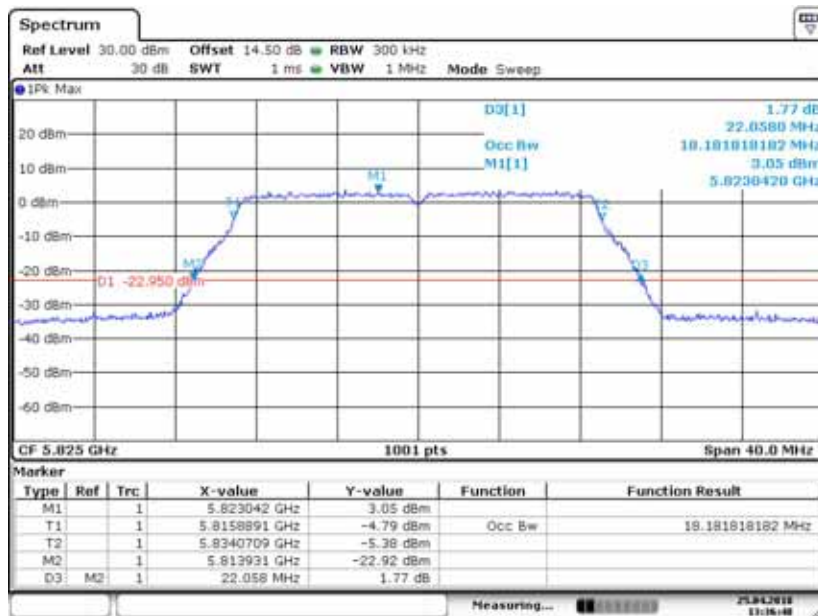
Date: 25 APR 2018 13:55:55

Emission Bandwidth&99% Occupied Bandwidth	UNII Band III
Test Model 802.11n(VHT20) mode	Frequency(MHz) 5825
Ant0	



Date: 24 APR 2018 19:00:03

Ant1



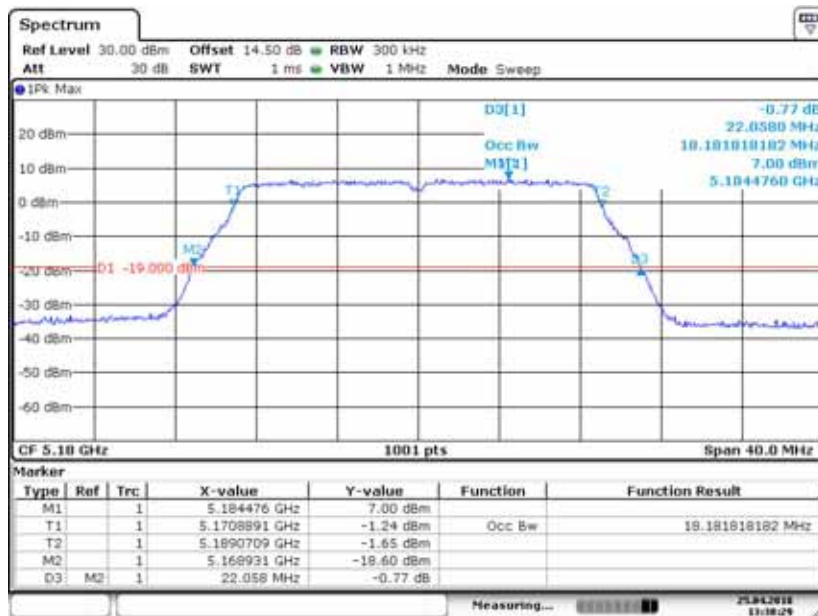
Date: 25 APR 2018 13:36:48

Emission Bandwidth&99% Occupied Bandwidth	UNII Band I
Test Model 802.11ac(VHT20) mode	Frequency(MHz) 5180
Ant0	



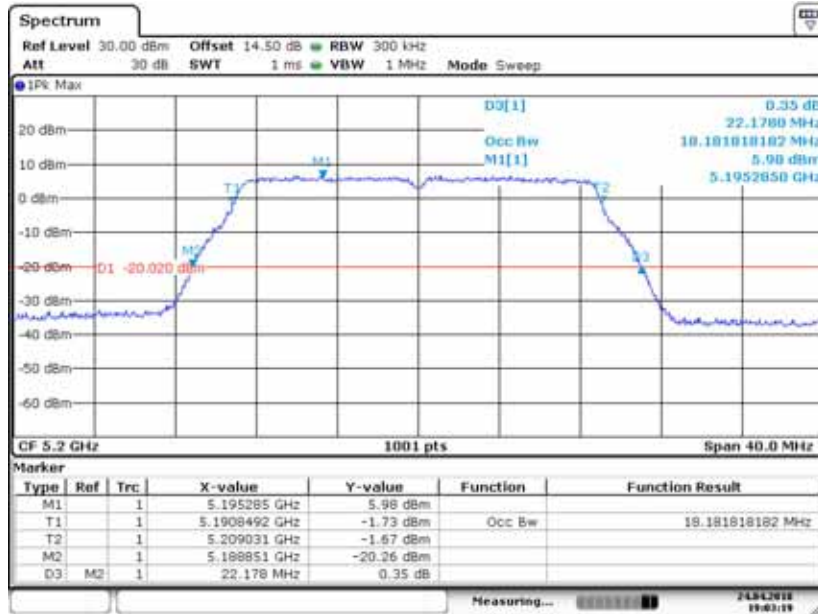
Date: 24 APR 2018 19:02:13

Ant1



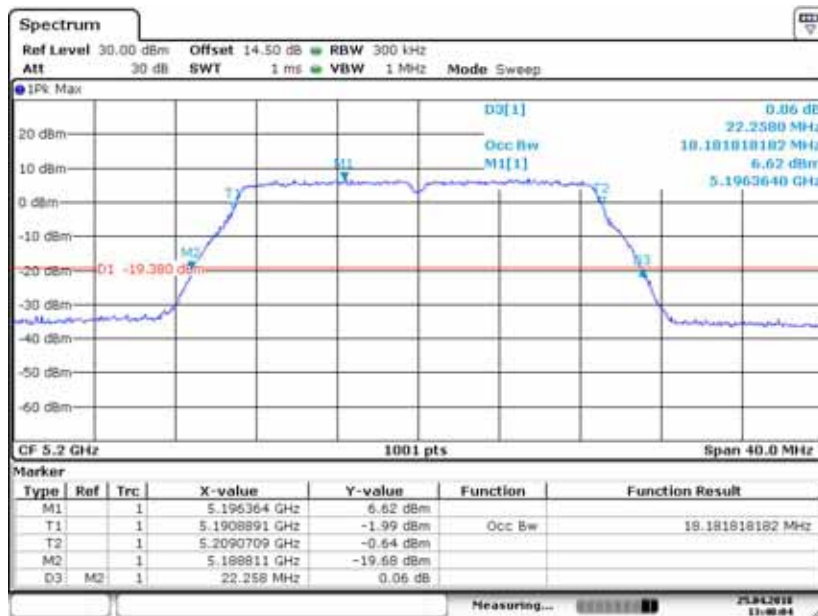
Date: 25 APR 2018 13:36:29

Emission Bandwidth&99% Occupied Bandwidth	UNII Band I
Test Model 802.11ac(VHT20) mode	Frequency(MHz) 5200
Ant0	



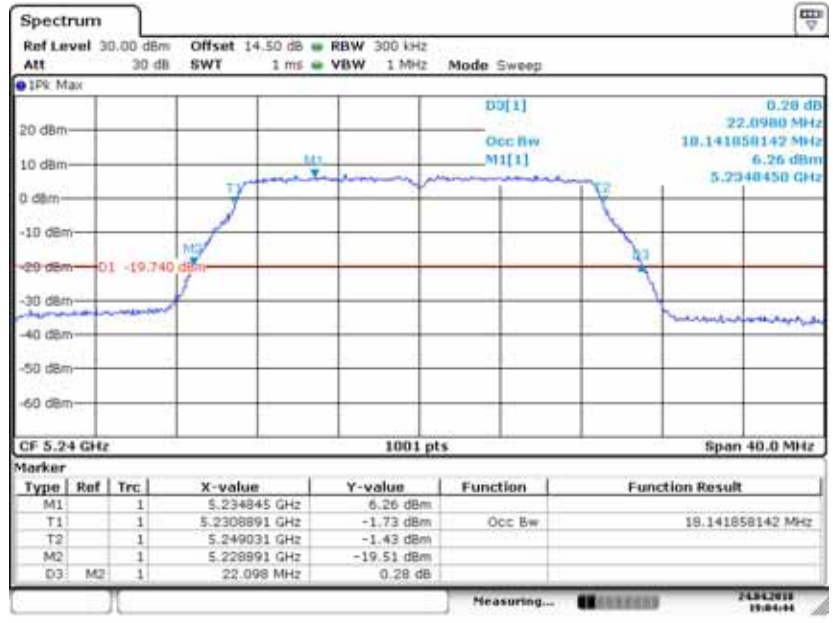
Date: 24 APR 2018 19:03:19

Ant1



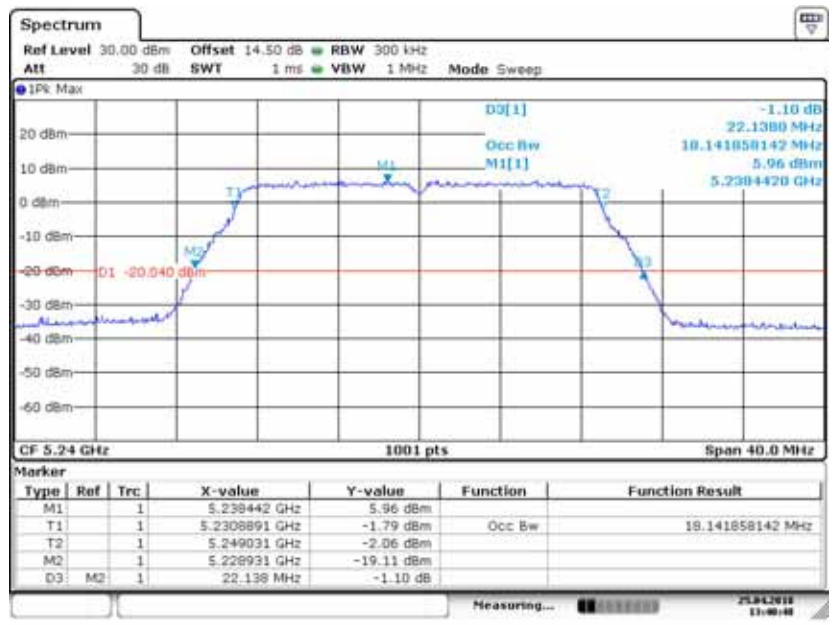
Date: 25 APR 2018 13:40:04

Emission Bandwidth&99% Occupied Bandwidth	UNII Band I
Test Model 802.11ac(VHT20) mode	Frequency(MHz) 5240
Ant0	



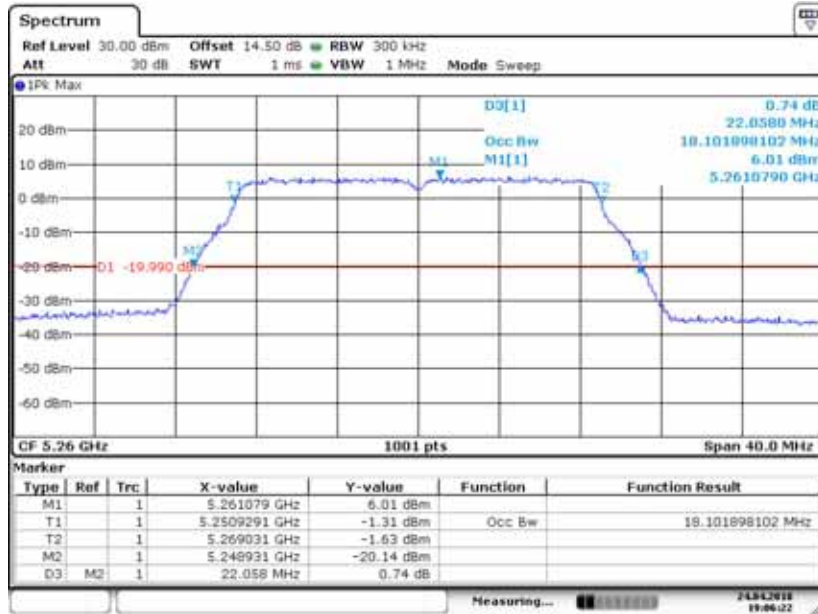
Date: 24 APR 2018 19:04:44

Ant1



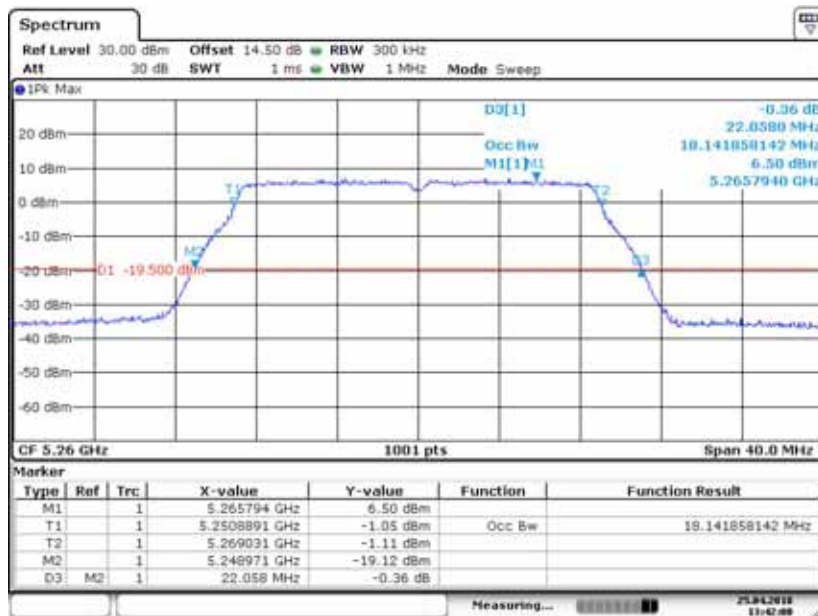
Date: 25 APR 2018 13:40:48

Emission Bandwidth&99% Occupied Bandwidth	UNII Band II-A
Test Model 802.11ac(VHT20) mode	Frequency(MHz) 5260
Ant0	



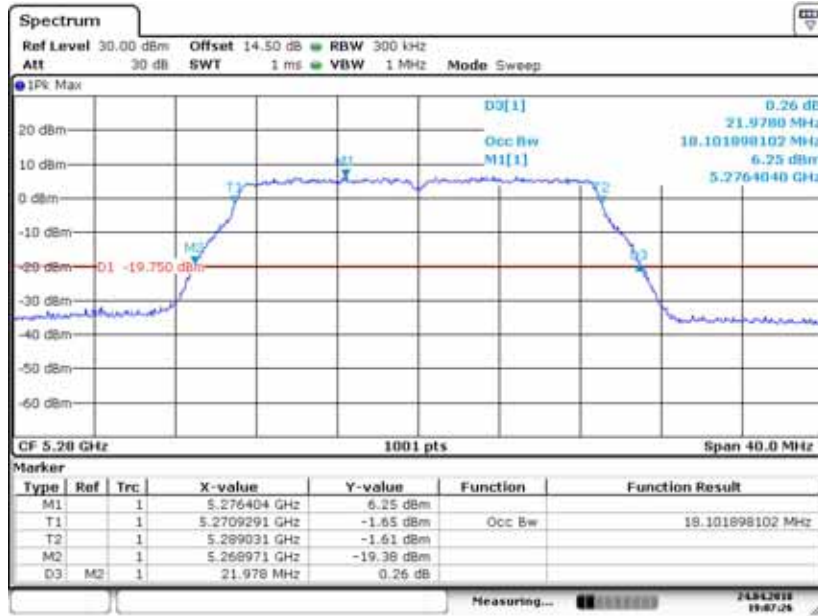
Date: 24 APR 2018 19:06:22

Ant1



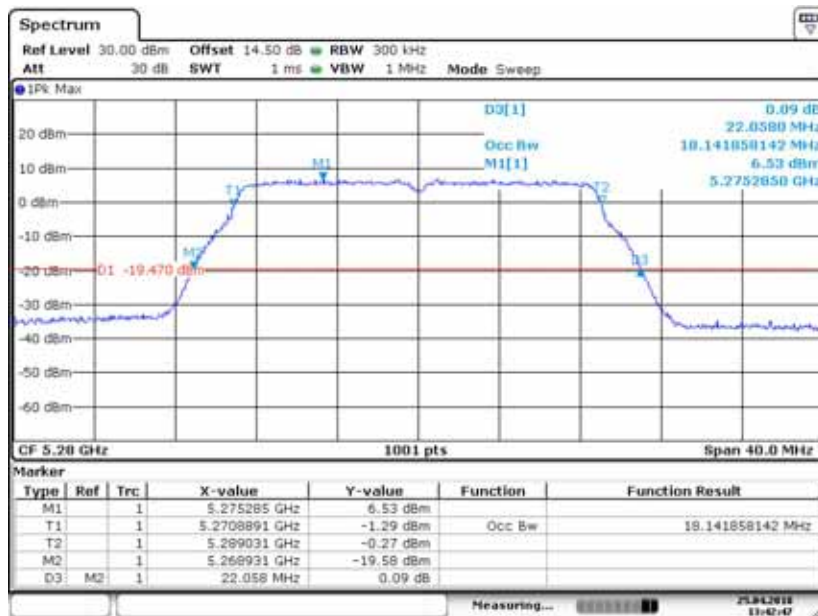
Date: 25 APR 2018 13:42:00

Emission Bandwidth&99% Occupied Bandwidth	UNII Band II-A
Test Model 802.11ac(VHT20) mode	Frequency(MHz) 5280
Ant0	



Date: 24 APR 2018 19:07:27

Ant1



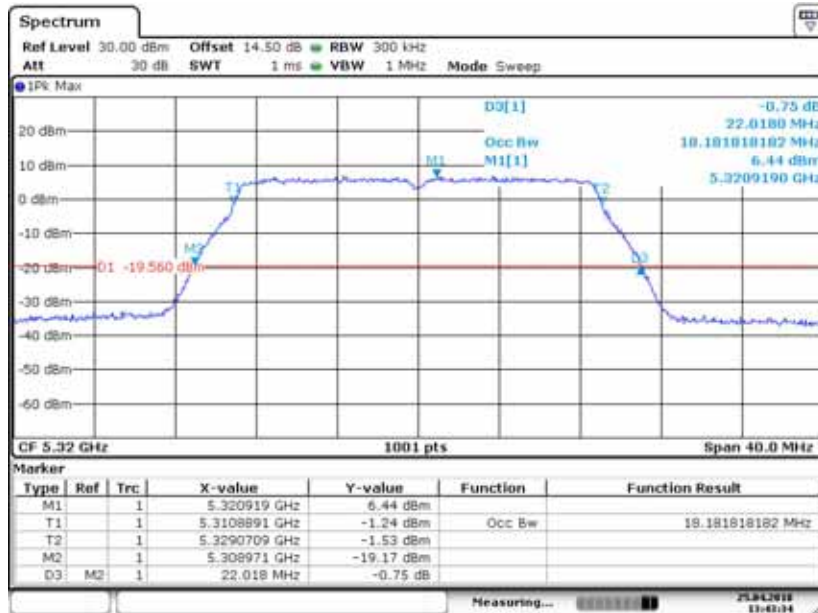
Date: 25 APR 2018 13:42:47

Emission Bandwidth&99% Occupied Bandwidth	UNII Band II-A
Test Model 802.11ac(VHT20) mode	Frequency(MHz) 5320
Ant0	



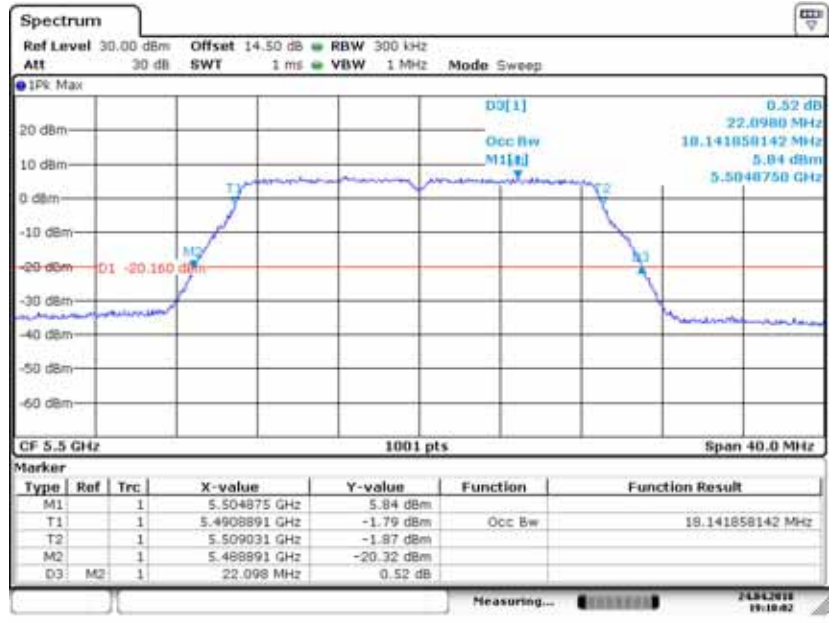
Date: 24 APR 2018 19:08:44

Ant1



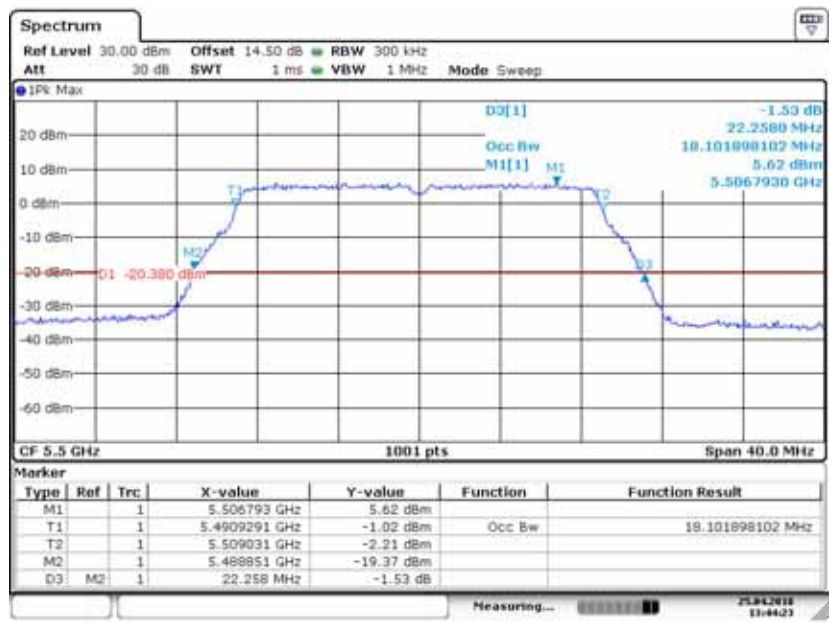
Date: 25 APR 2018 13:43:34

Emission Bandwidth&99% Occupied Bandwidth	UNII Band II-C
Test Model 802.11ac(VHT20) mode	Frequency(MHz) 5500
Ant0	



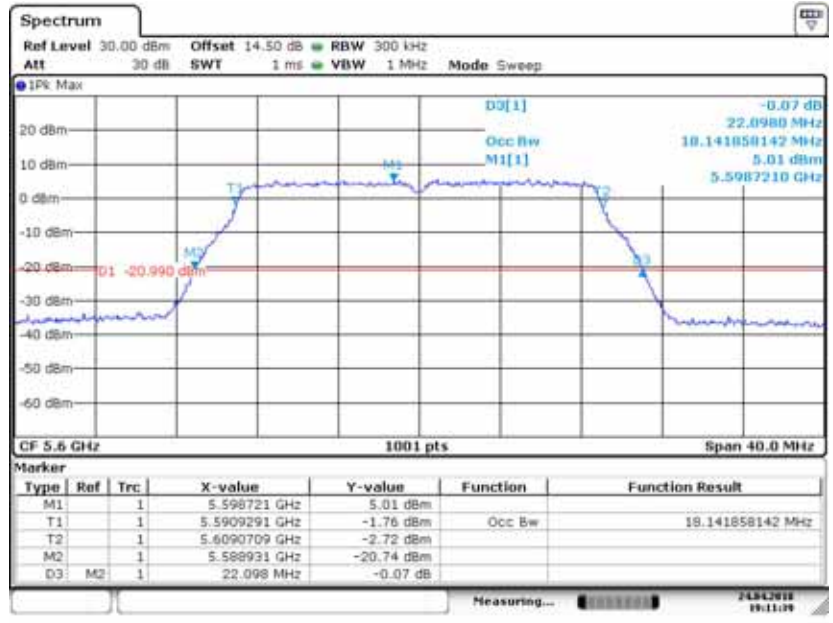
Date: 24 APR 2018 19:10:01

Ant1



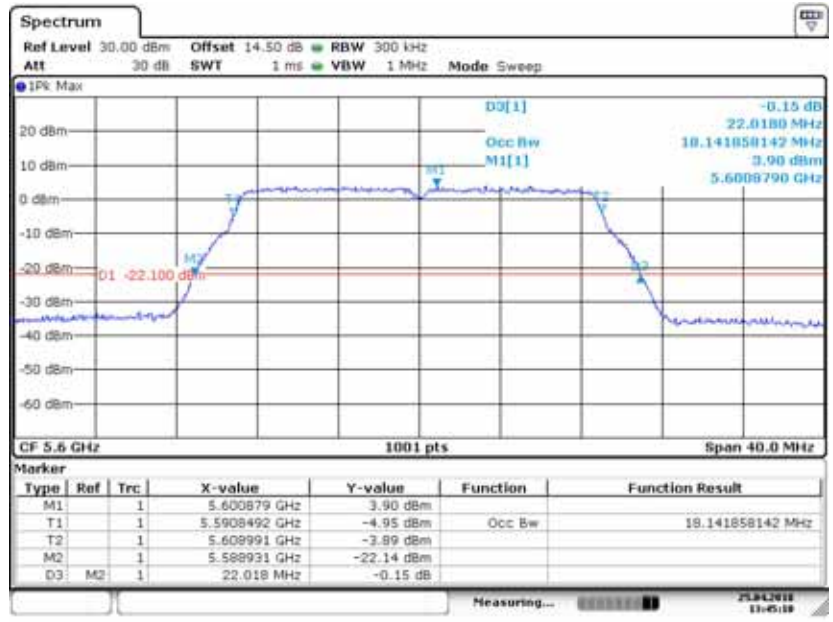
Date: 25 APR 2018 13:44:24

Emission Bandwidth&99% Occupied Bandwidth	UNII Band II-C
Test Model 802.11ac(VHT20) mode	Frequency(MHz) 5600
Ant0	



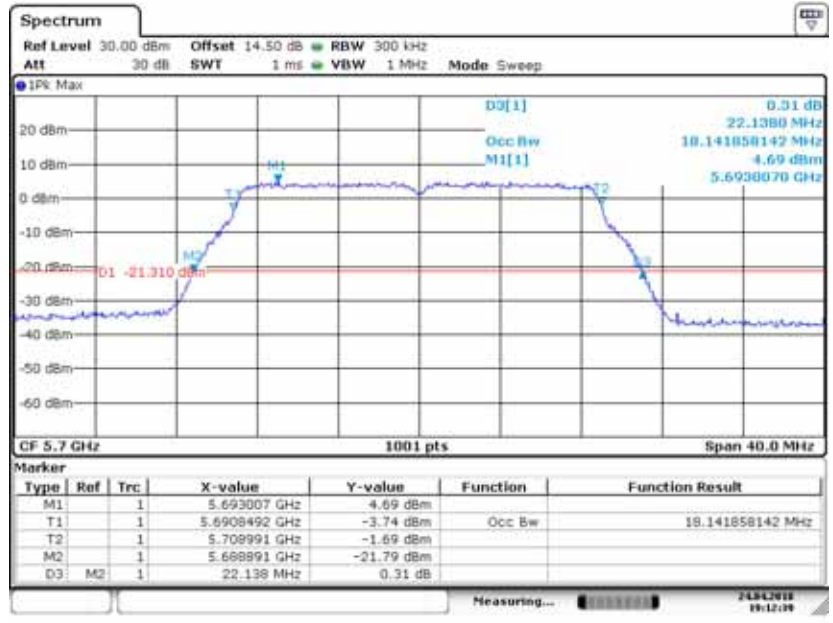
Date: 24 APR 2018 19:11:39

Ant1



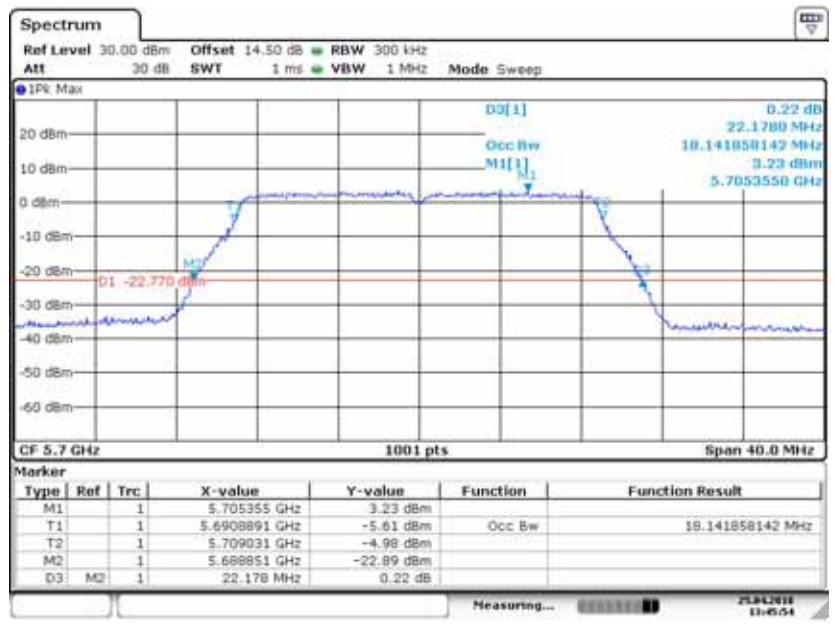
Date: 25 APR 2018 13:45:10

Emission Bandwidth&99% Occupied Bandwidth	UNII Band II-C
Test Model 802.11ac(VHT20) mode	Frequency(MHz) 5700
Ant0	



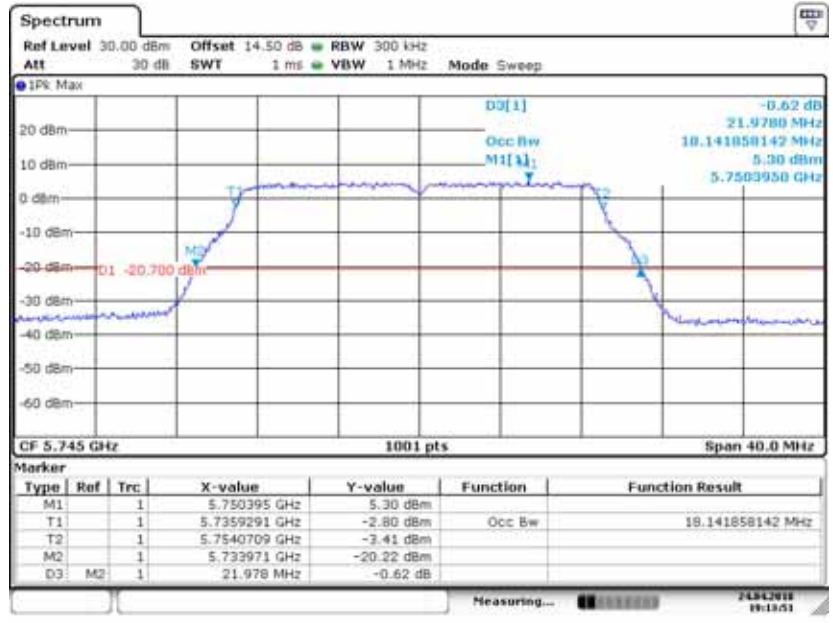
Date: 24 APR 2018 19:12:38

Ant1



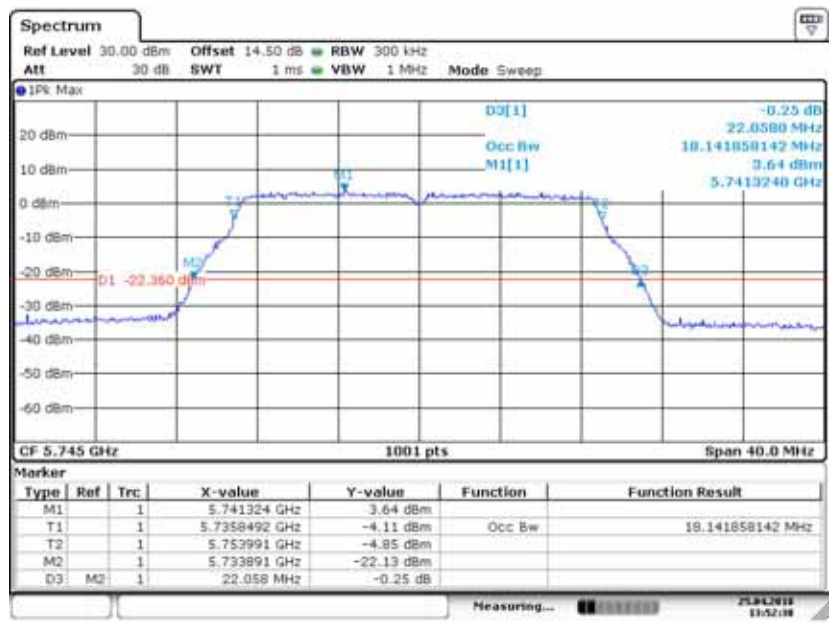
Date: 25 APR 2018 13:45:54

Emission Bandwidth&99% Occupied Bandwidth	UNII Band III
Test Model 802.11ac(VHT20) mode	Frequency(MHz) 5745
Ant0	



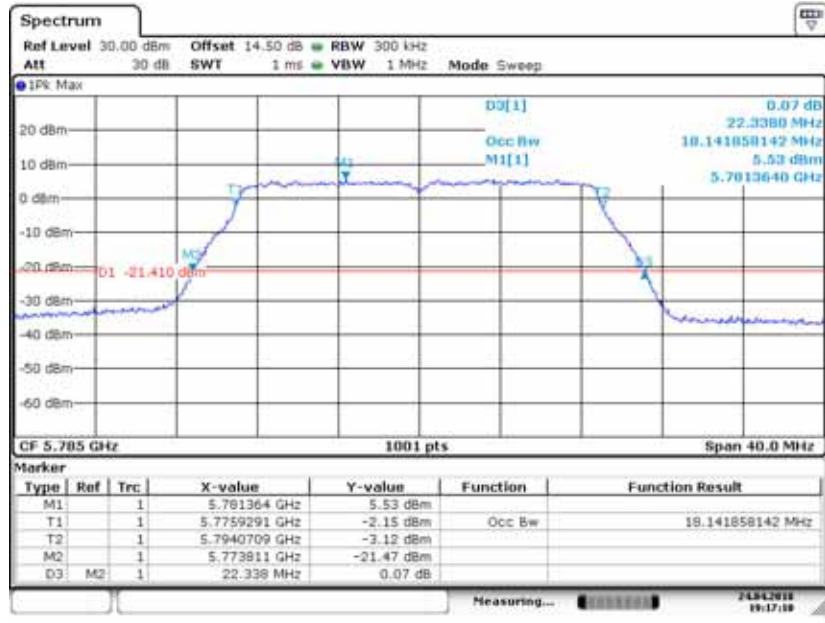
Date: 24 APR 2018 19:13:50

Ant1



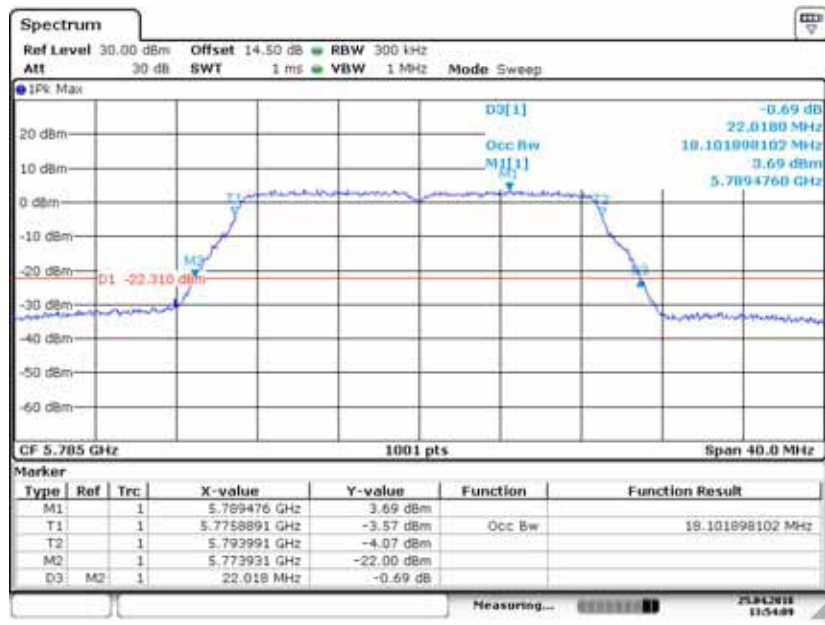
Date: 25 APR 2018 13:52:38

Emission Bandwidth&99% Occupied Bandwidth	UNII Band III
Test Model 802.11ac(VHT20) mode	Frequency(MHz) 5785
Ant0	



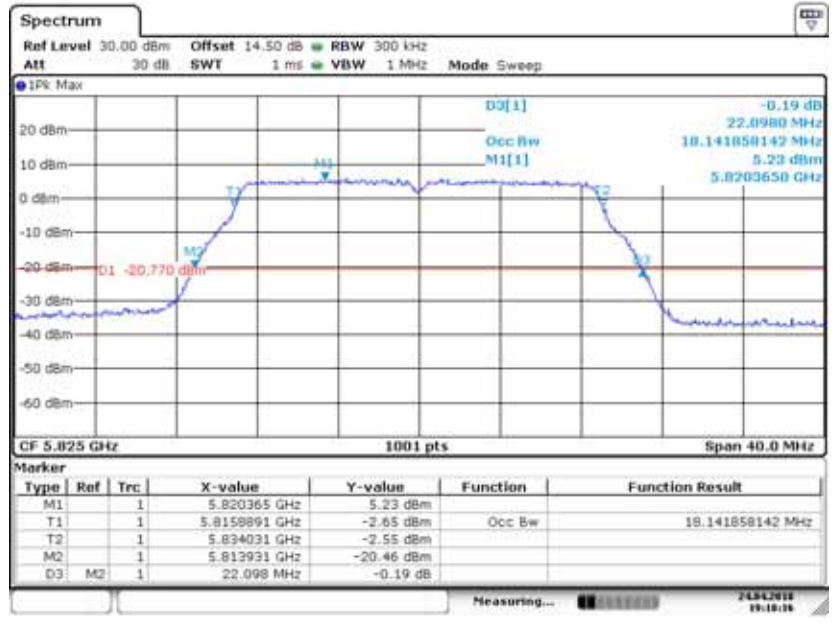
Date: 24 APR 2018 19:17:09

Ant1



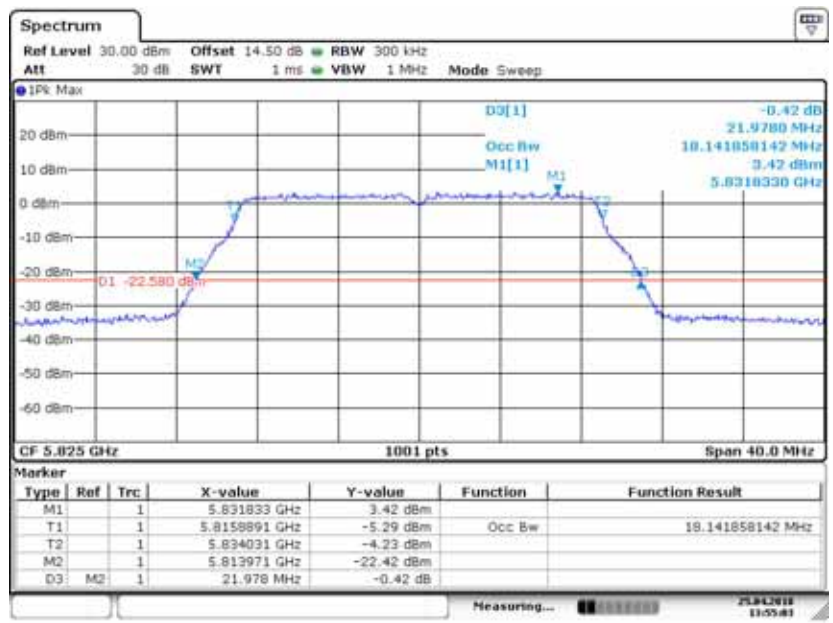
Date: 25 APR 2018 13:54:08

Emission Bandwidth&99% Occupied Bandwidth	UNII Band III
Test Model 802.11ac(VHT20) mode	Frequency(MHz) 5825
Ant0	



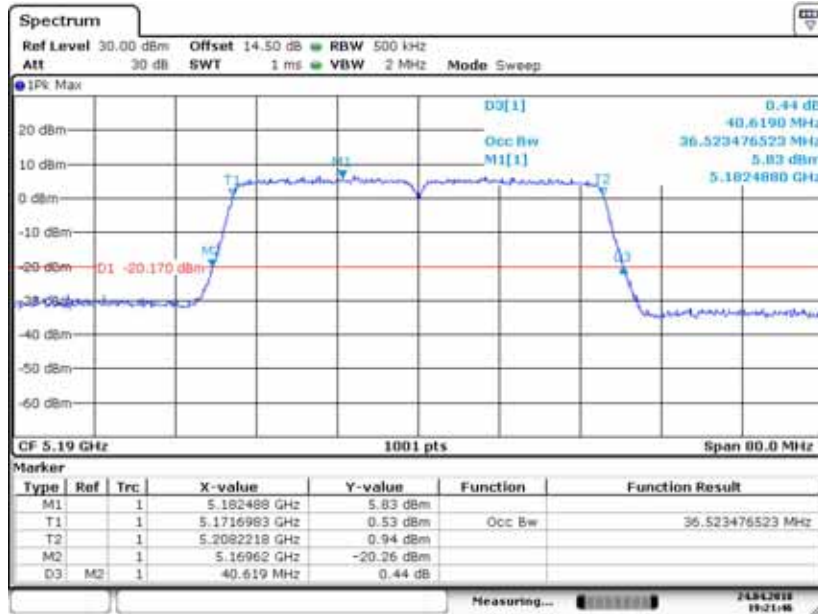
Date: 24 APR 2018 19:18:16

Ant1



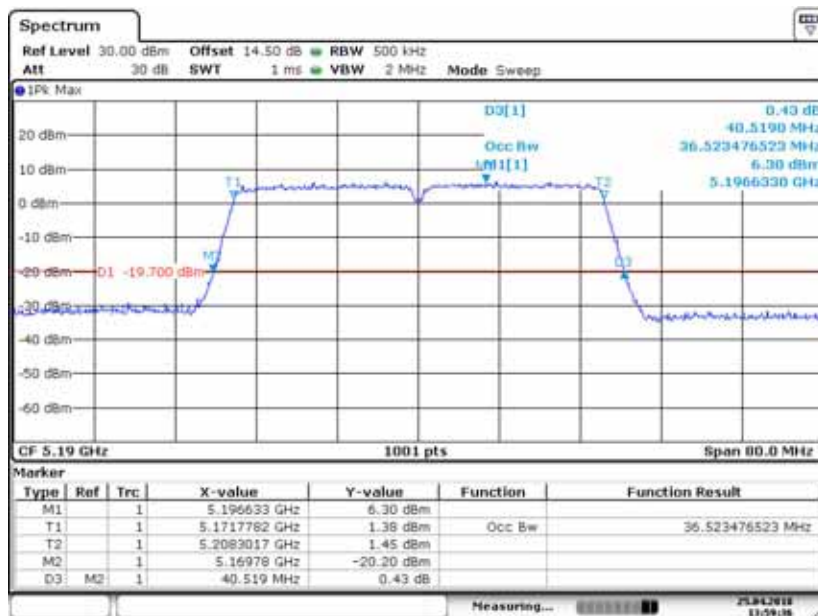
Date: 25 APR 2018 13:55:03

Emission Bandwidth&99% Occupied Bandwidth	UNII Band I
Test Model 802.11n(VHT40) mode	Frequency(MHz) 5190
Ant0	



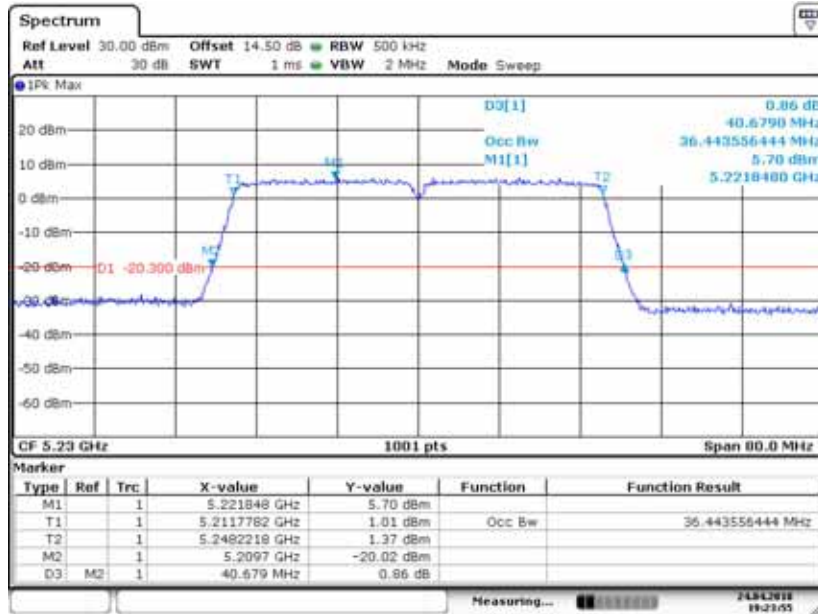
Date: 24 APR 2018 19:21:45

Ant1



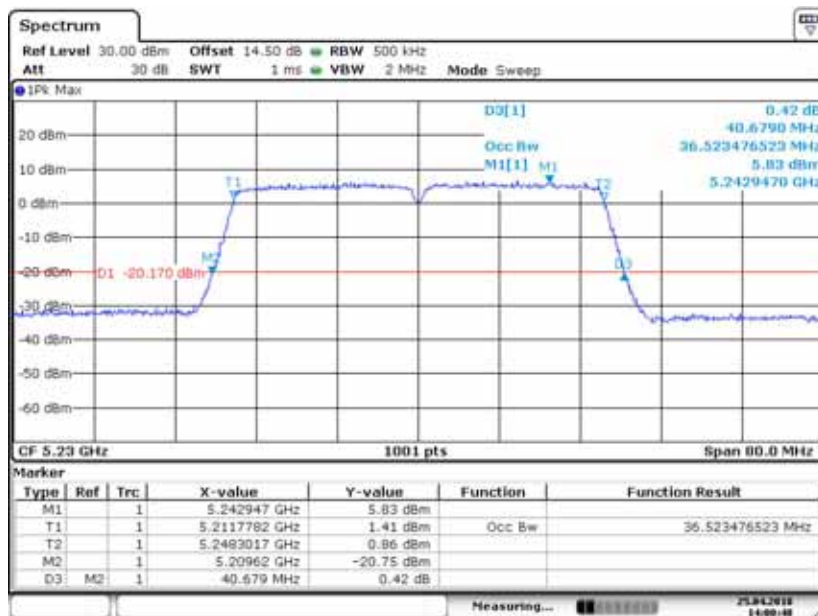
Date: 25 APR 2018 13:59:36

Emission Bandwidth&99% Occupied Bandwidth	UNII Band I
Test Model 802.11n(VHT40) mode	Frequency(MHz) 5230
Ant0	



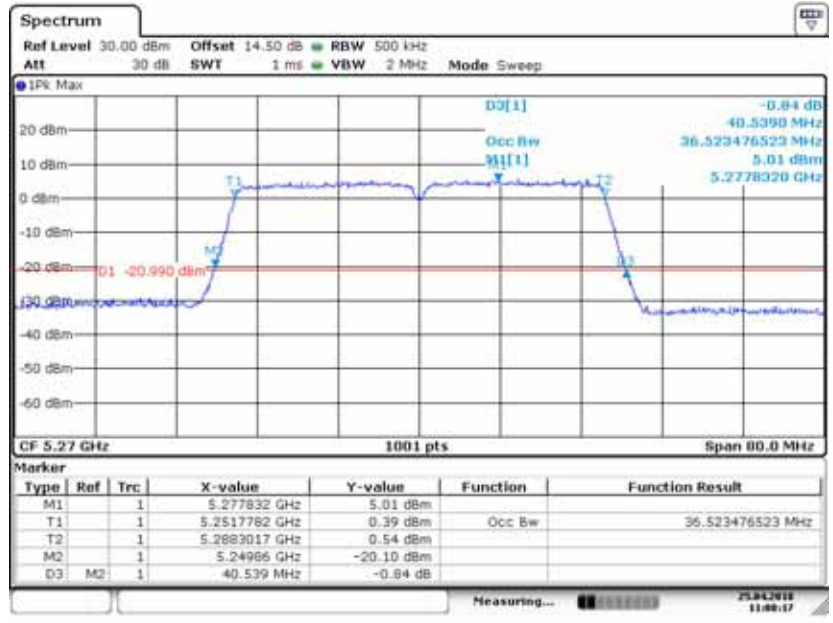
Date: 24 APR 2018 19:23:55

Ant1



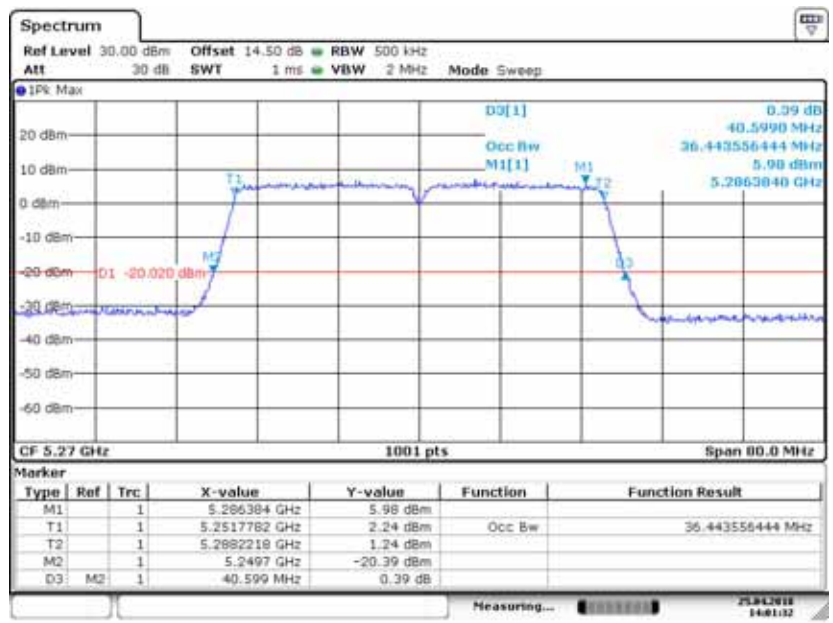
Date: 25 APR 2018 14:00:48

Emission Bandwidth&99% Occupied Bandwidth	UNII Band II-A
Test Model 802.11n(VHT40) mode	Frequency(MHz) 5270
Ant0	



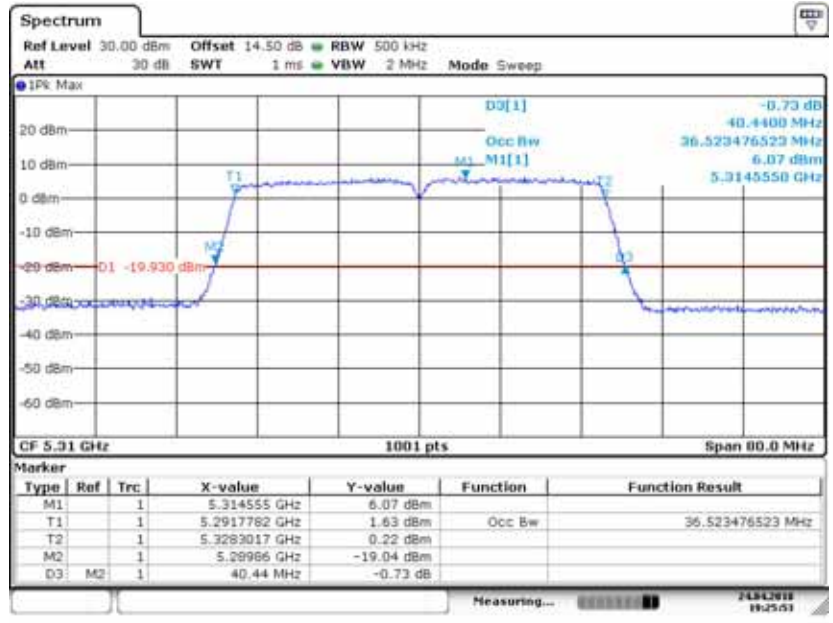
Date: 25 APR 2018 11:08:16

Ant1



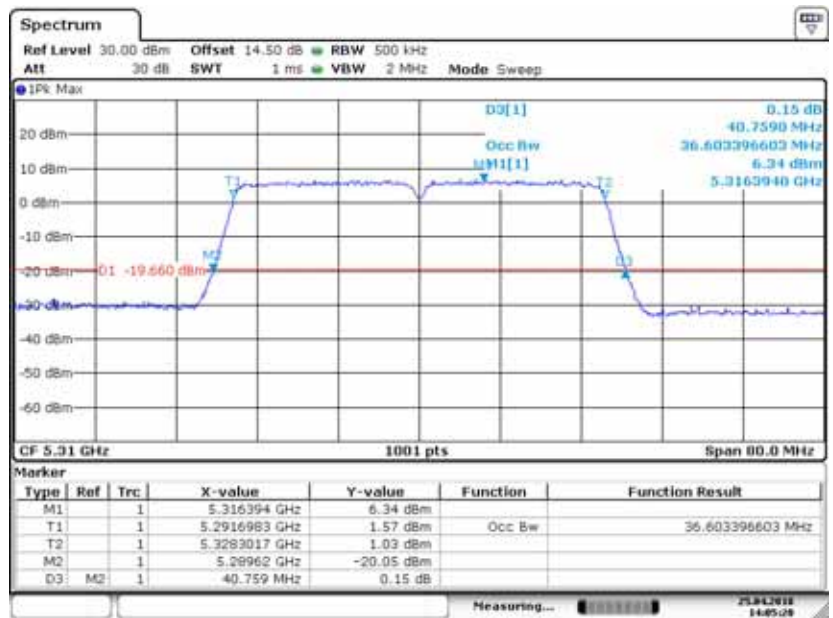
Date: 25 APR 2018 14:01:32

Emission Bandwidth&99% Occupied Bandwidth	UNII Band II-A
Test Model 802.11n(VHT40) mode	Frequency(MHz) 5310
Ant0	



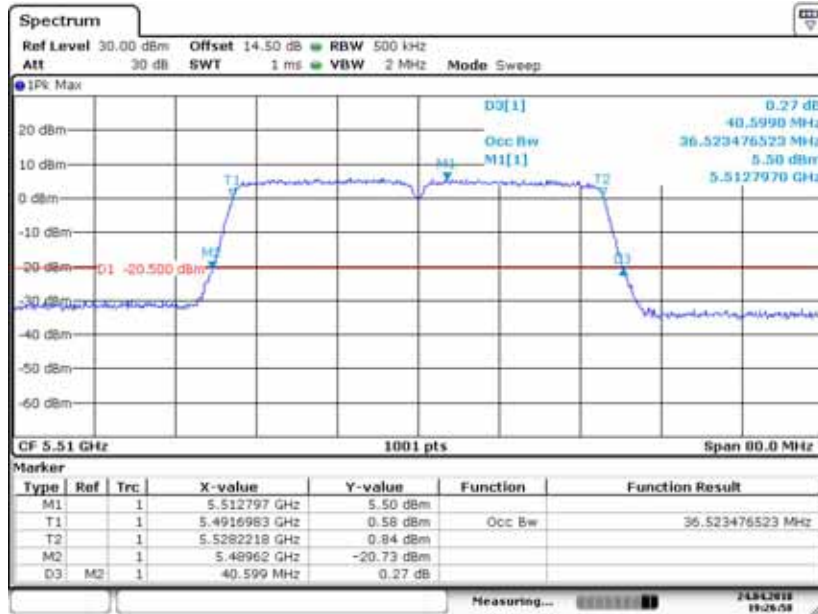
Date: 24 APR 2018 19:25:53

Ant1



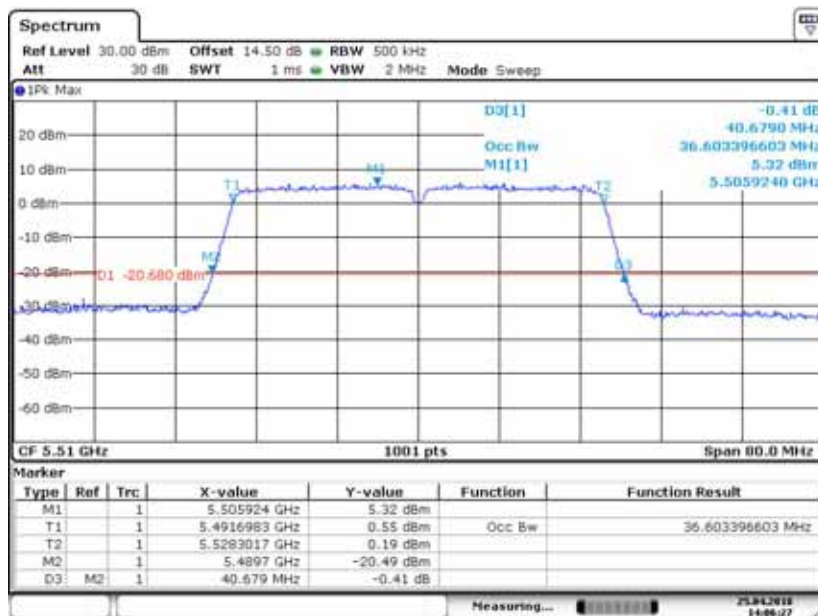
Date: 25 APR 2018 14:05:20

Emission Bandwidth&99% Occupied Bandwidth	UNII Band II-C
Test Model 802.11n(VHT40) mode	Frequency(MHz) 5510
Ant0	



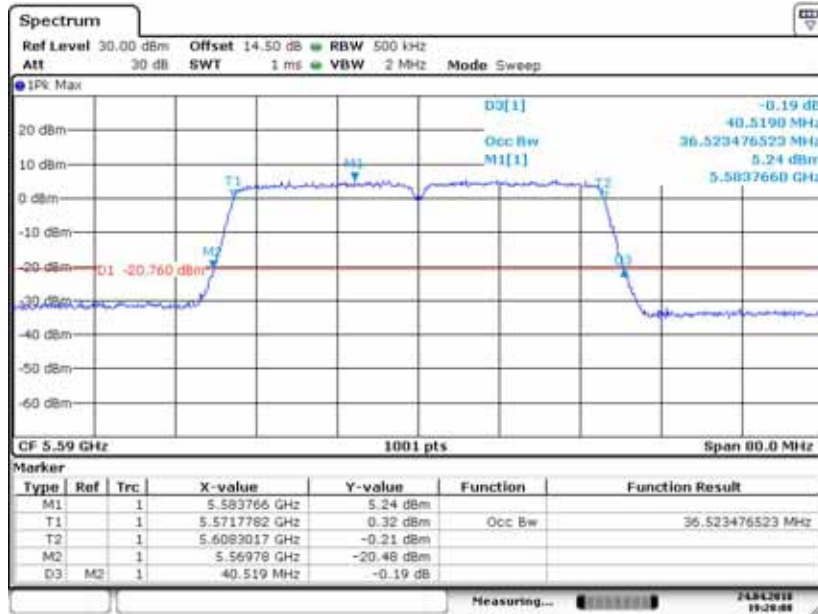
Date: 24 APR 2018 19:26:57

Ant1



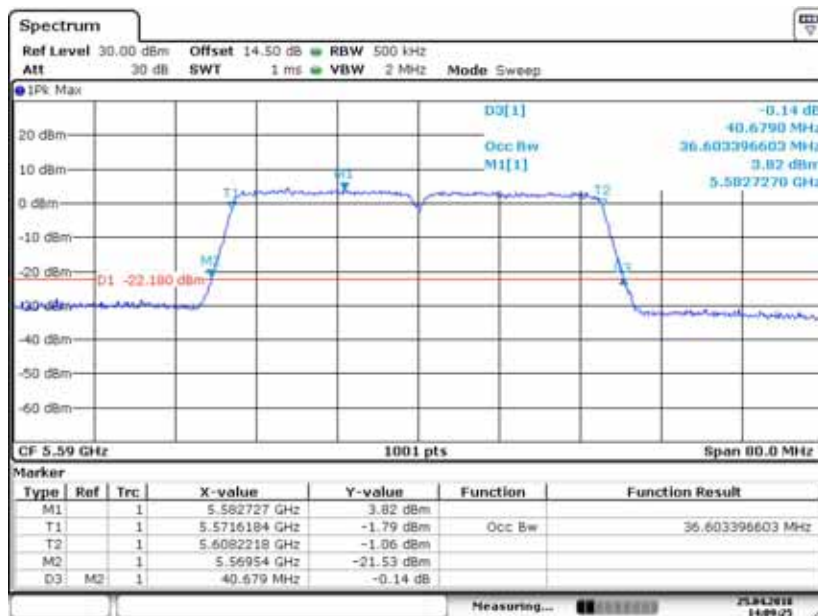
Date: 25 APR 2018 14:06:26

Emission Bandwidth&99% Occupied Bandwidth	UNII Band II-C
Test Model 802.11n(VHT40) mode	Frequency(MHz) 5590
Ant0	



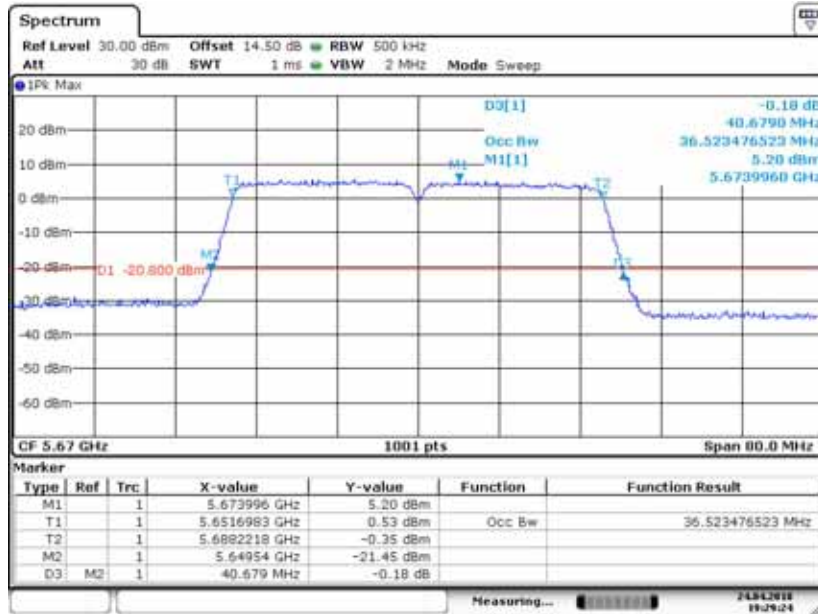
Date: 24 APR 2018 19:28:07

Ant1



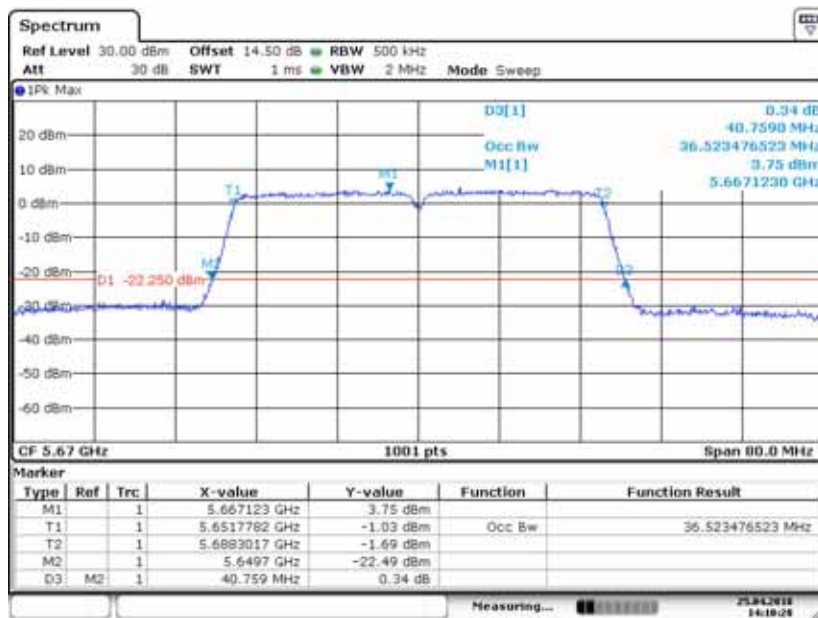
Date: 25 APR 2018 14:09:25

Emission Bandwidth&99% Occupied Bandwidth	UNII Band II-C
Test Model 802.11n(VHT40) mode	Frequency(MHz) 5670
Ant0	



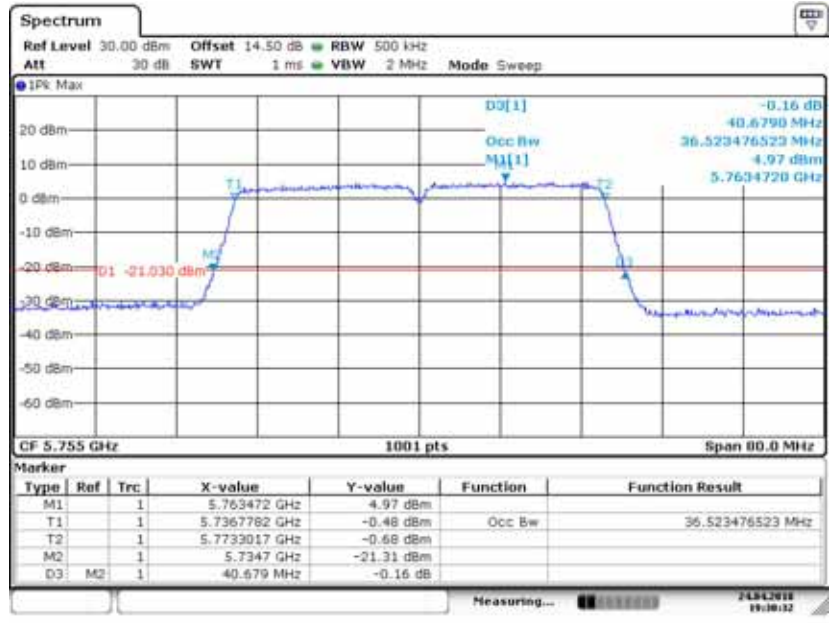
Date: 24 APR 2018 19:29:23

Ant1



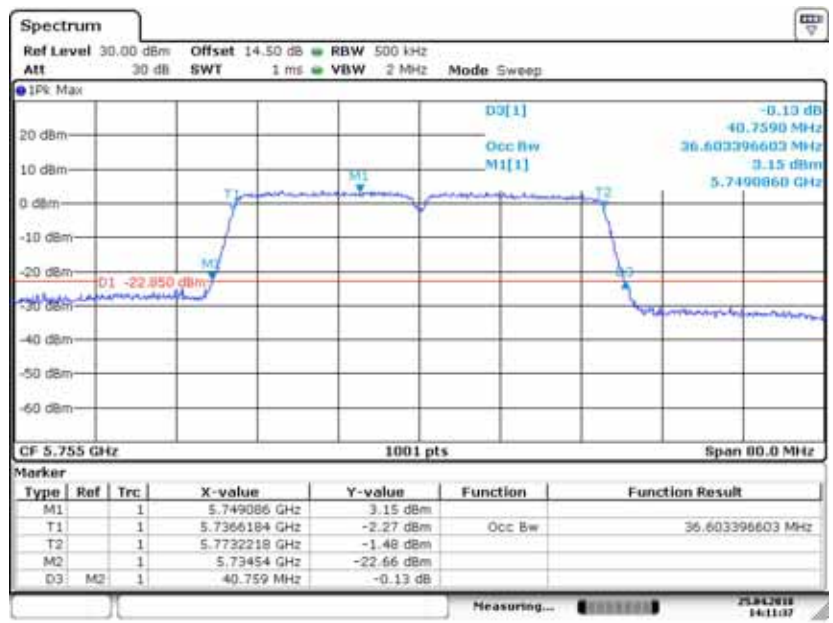
Date: 25 APR 2018 14:10:28

Emission Bandwidth&99% Occupied Bandwidth	UNII Band III
Test Model 802.11n(VHT40) mode	Frequency(MHz) 5755
Ant0	



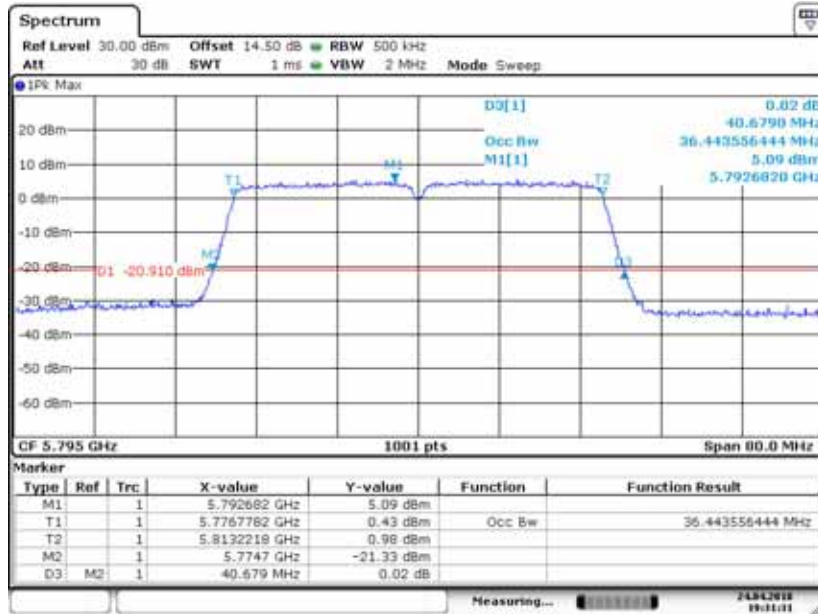
Date: 24 APR 2018 19:30:31

Ant1



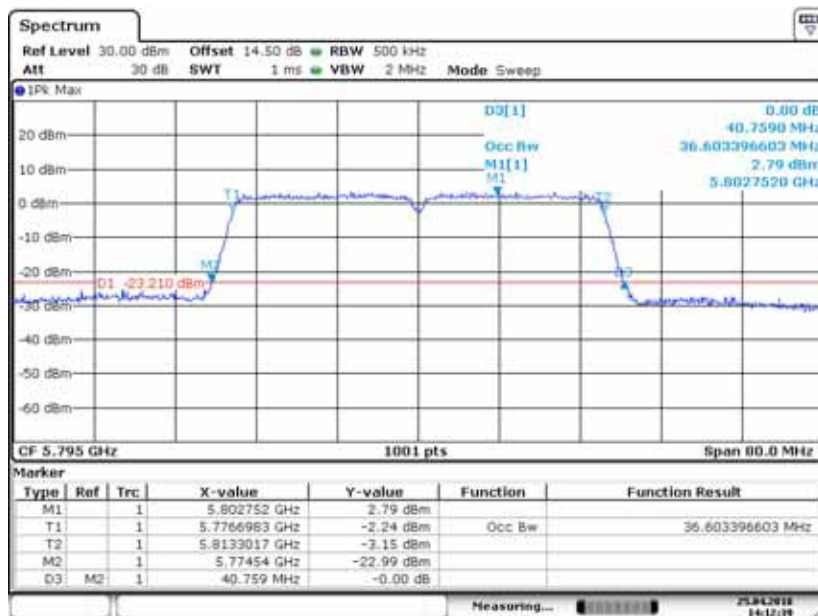
Date: 25 APR 2018 14:11:37

Emission Bandwidth&99% Occupied Bandwidth	UNII Band III
Test Model 802.11n(VHT40) mode	Frequency(MHz) 5795
Ant0	



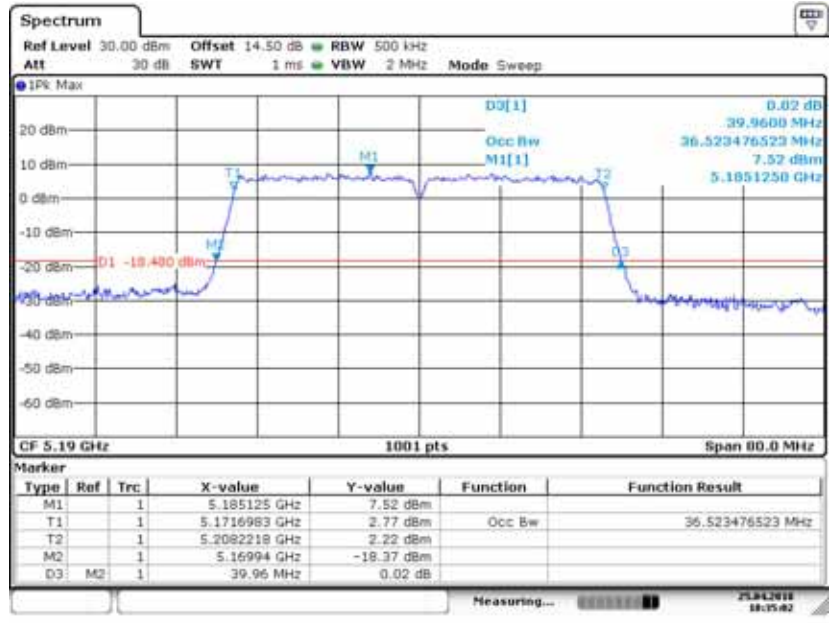
Date: 24 APR 2018 19:31:31

Ant1



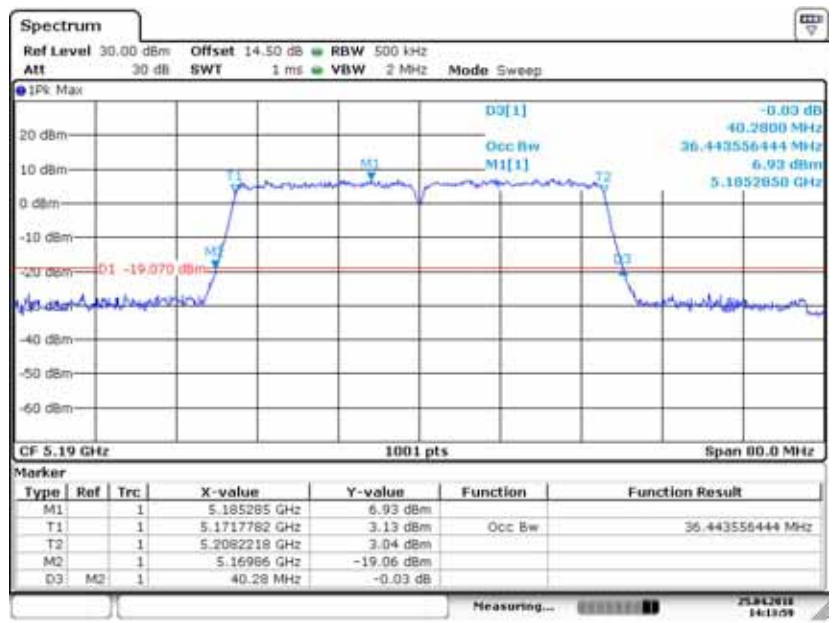
Date: 25 APR 2018 14:12:39

Emission Bandwidth&99% Occupied Bandwidth	UNII Band I
Test Model 802.11ac(VHT40) mode	Frequency(MHz) 5190
Ant0	



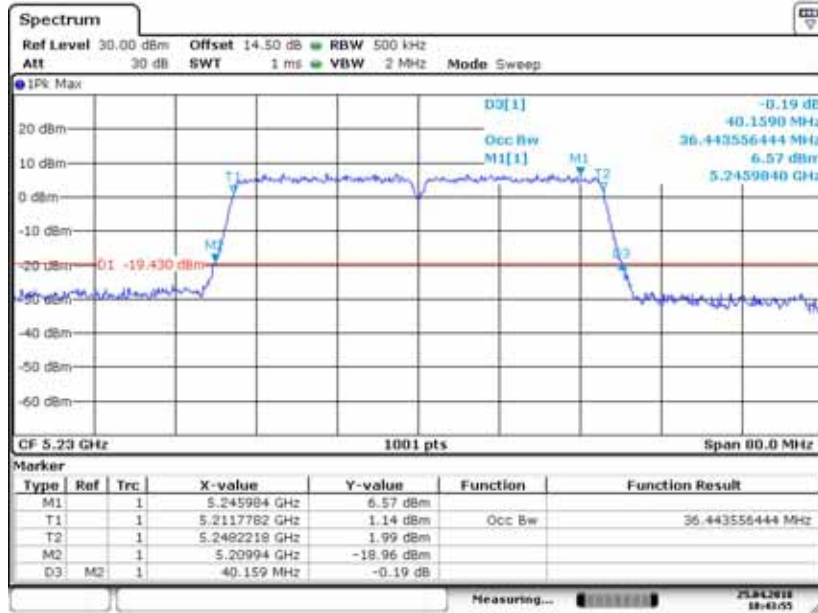
Date: 25 APR 2018 10:35:01

Ant1



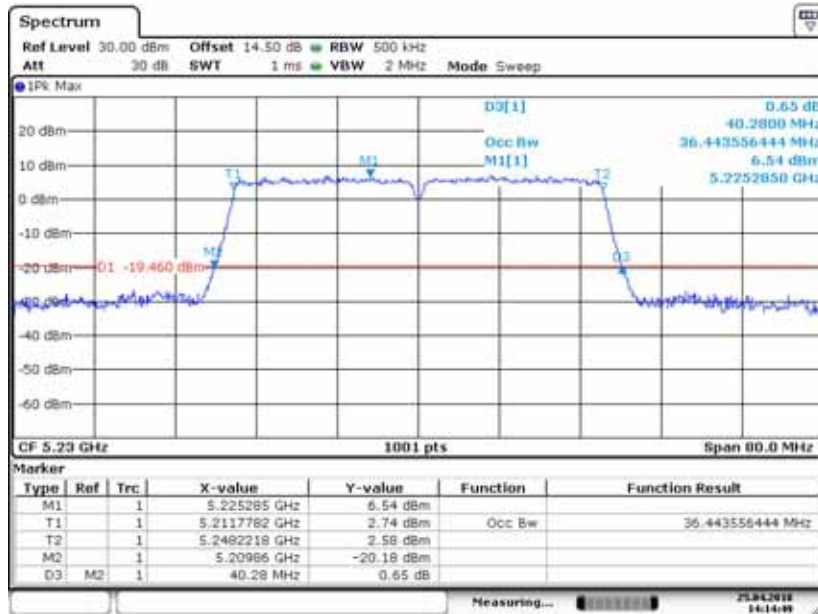
Date: 25 APR 2018 14:13:59

Emission Bandwidth&99% Occupied Bandwidth	UNII Band I
Test Model 802.11ac(VHT40) mode	Frequency(MHz) 5230
Ant0	



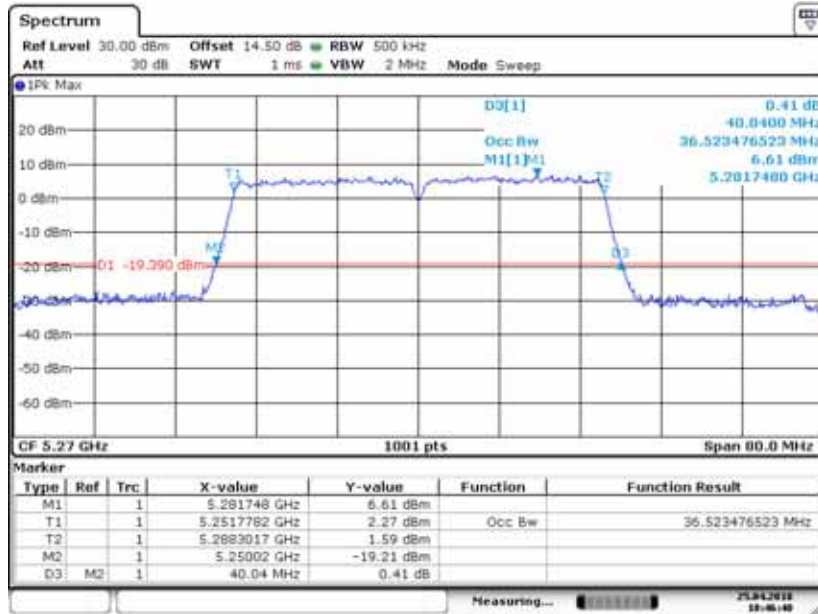
Date: 25 APR 2018 10:43:55

Ant1



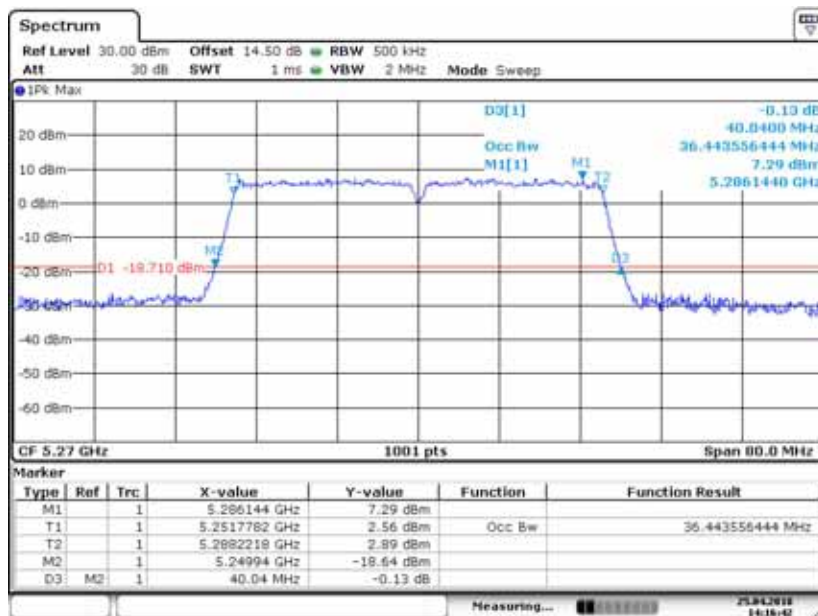
Date: 25 APR 2018 14:14:48

Emission Bandwidth&99% Occupied Bandwidth	UNII Band II-A
Test Model 802.11ac(VHT40) mode	Frequency(MHz) 5270
Ant0	



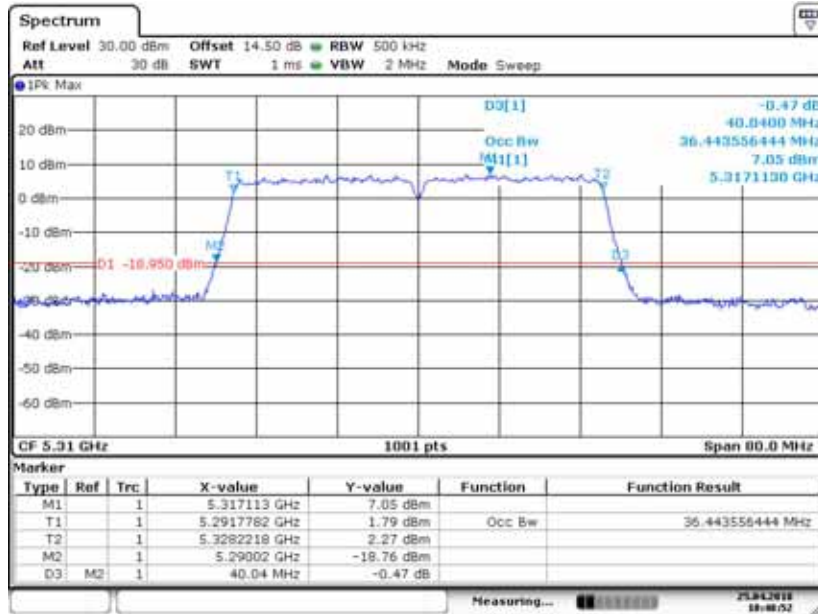
Date: 25 APR 2018 10:46:40

Ant1



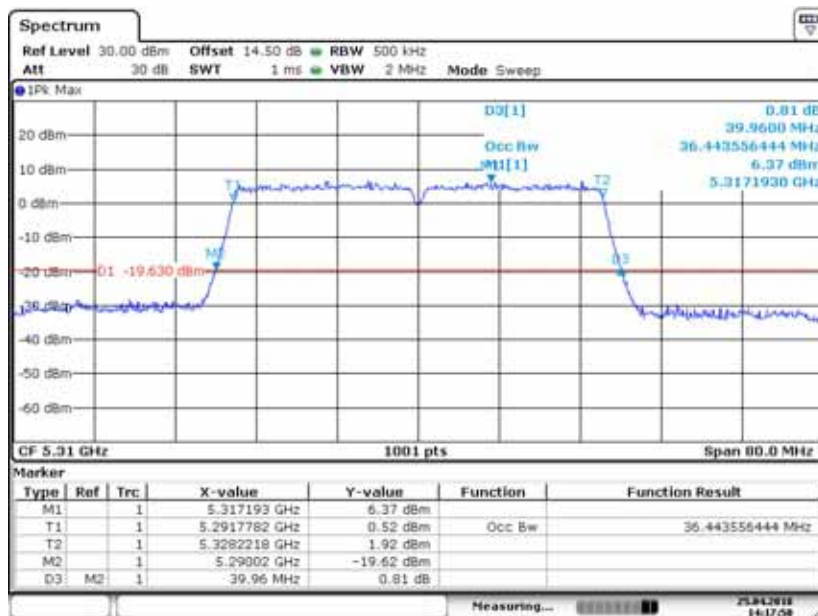
Date: 25 APR 2018 14:16:42

Emission Bandwidth&99% Occupied Bandwidth	UNII Band II-A
Test Model 802.11ac(VHT40) mode	Frequency(MHz) 5310
Ant0	



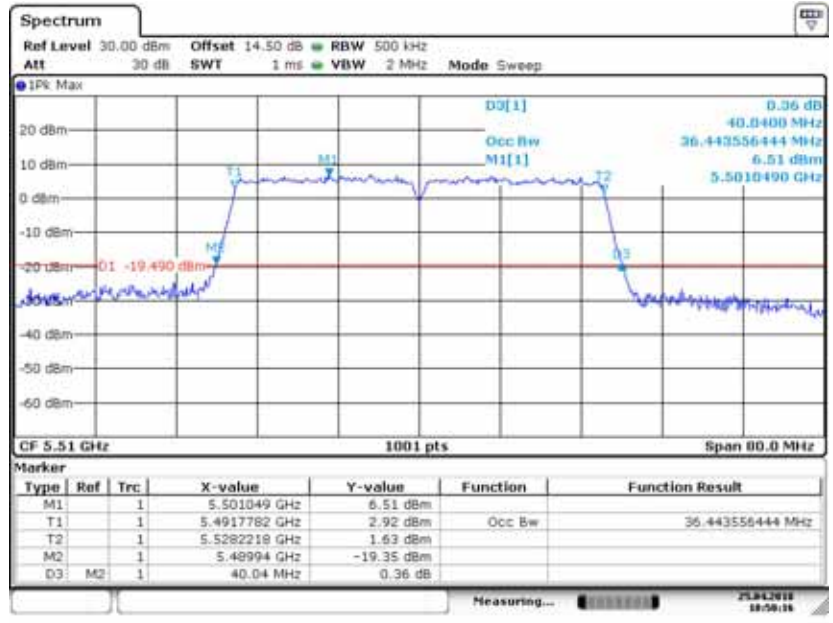
Date: 25 APR 2018 10:48:52

Ant1



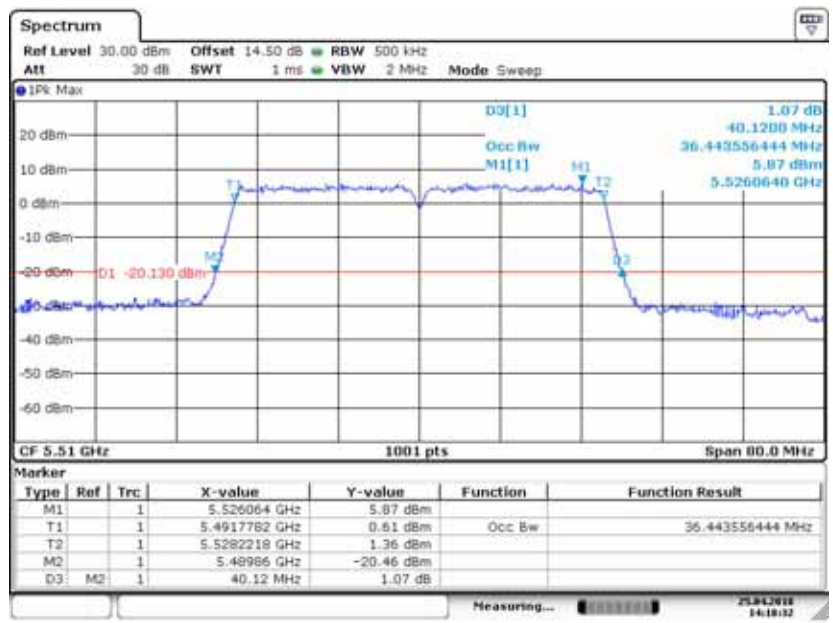
Date: 25 APR 2018 14:17:50

Emission Bandwidth&99% Occupied Bandwidth	UNII Band II-C
Test Model 802.11ac(VHT40) mode	Frequency(MHz) 5510
Ant0	



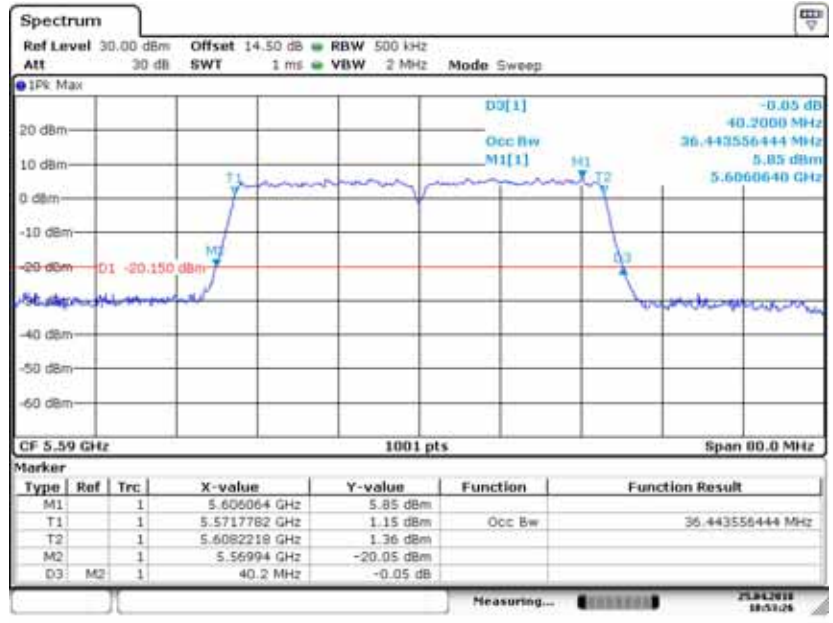
Date: 25 APR 2018 10:50:16

Ant1



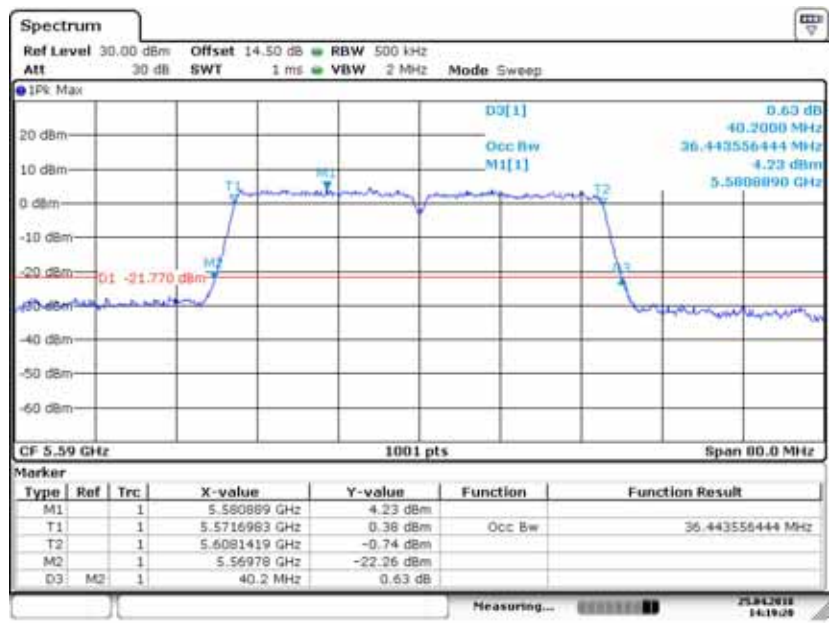
Date: 25 APR 2018 14:18:32

Emission Bandwidth&99% Occupied Bandwidth	UNII Band II-C
Test Model 802.11ac(VHT40) mode	Frequency(MHz) 5590
Ant0	



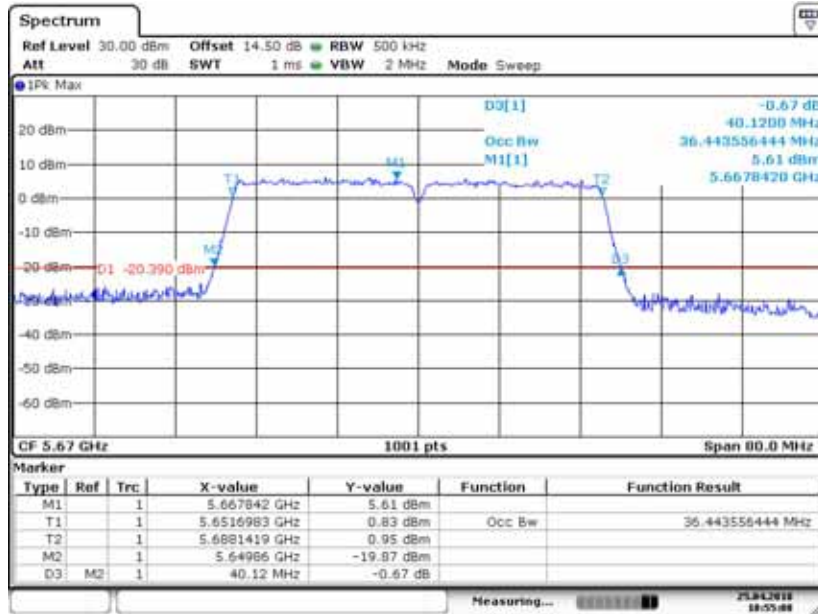
Date: 25 APR 2018 10:53:25

Ant1



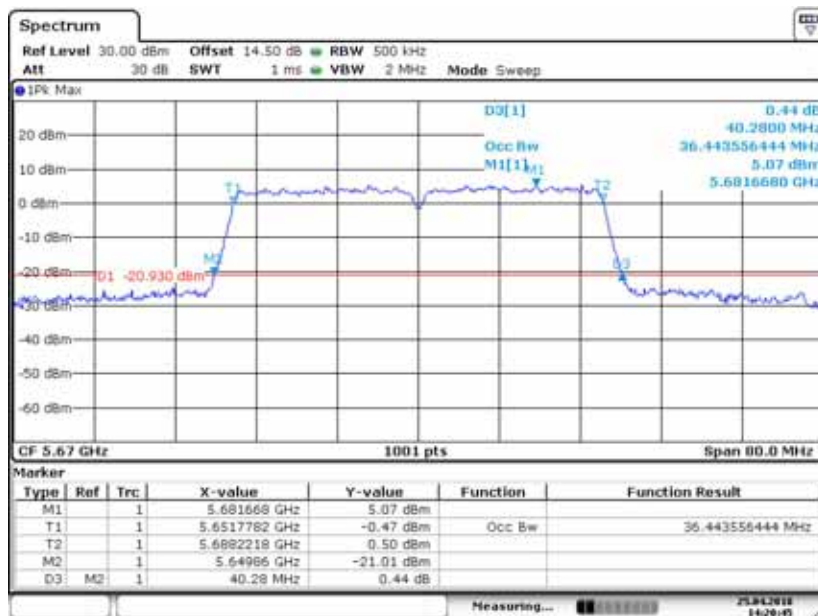
Date: 25 APR 2018 14:19:20

Emission Bandwidth&99% Occupied Bandwidth	UNII Band II-C
Test Model 802.11ac(VHT40) mode	Frequency(MHz) 5670
Ant0	



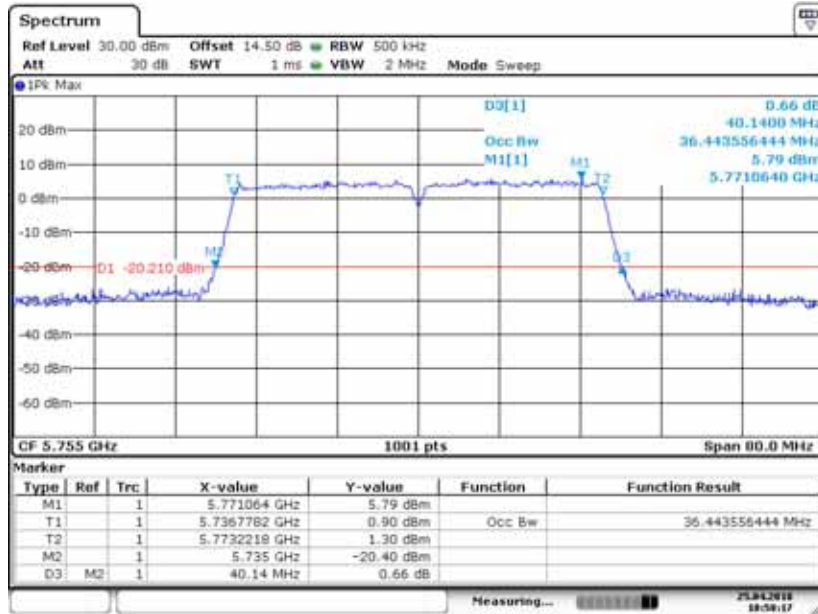
Date: 25 APR 2018 10:55:08

Ant1



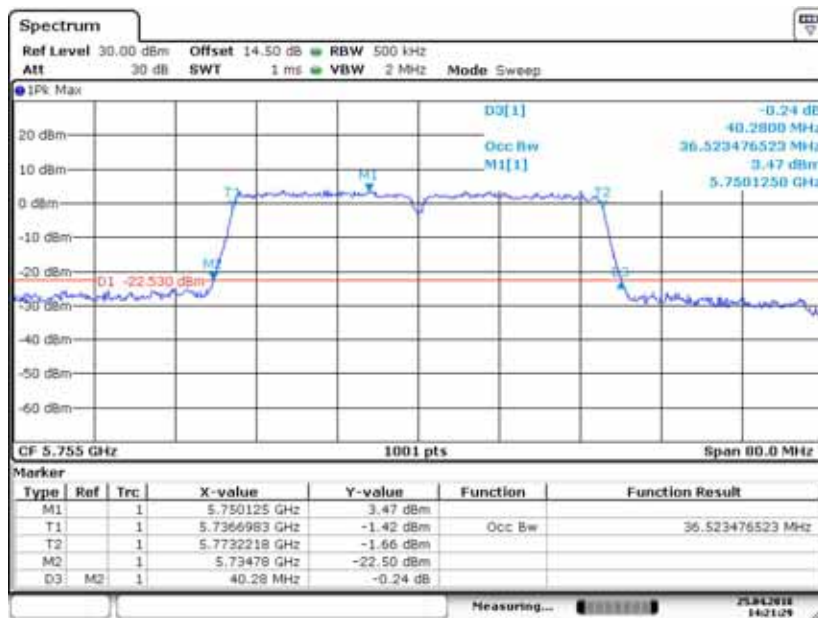
Date: 25 APR 2018 14:20:45

Emission Bandwidth&99% Occupied Bandwidth	UNII Band III
Test Model 802.11ac(VHT40) mode	Frequency(MHz) 5755
Ant0	



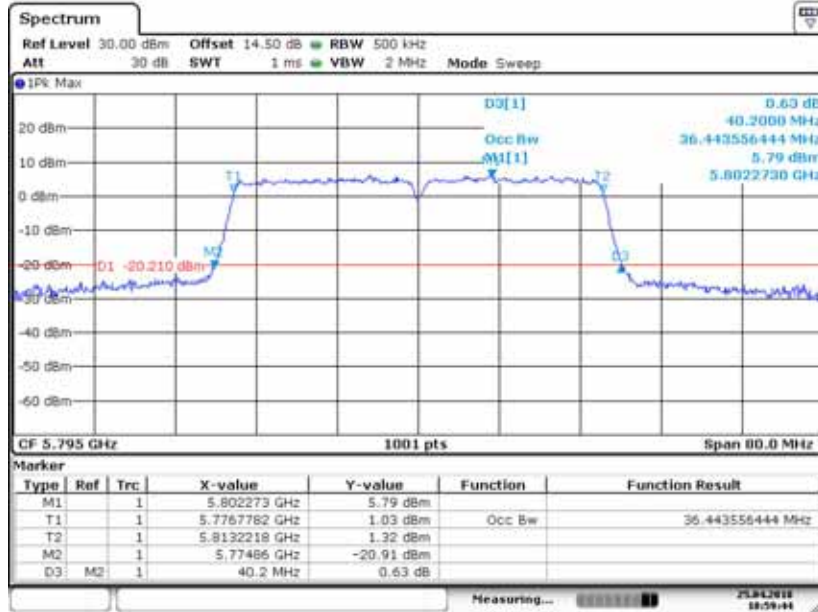
Date: 25 APR 2018 10:58:16

Ant1



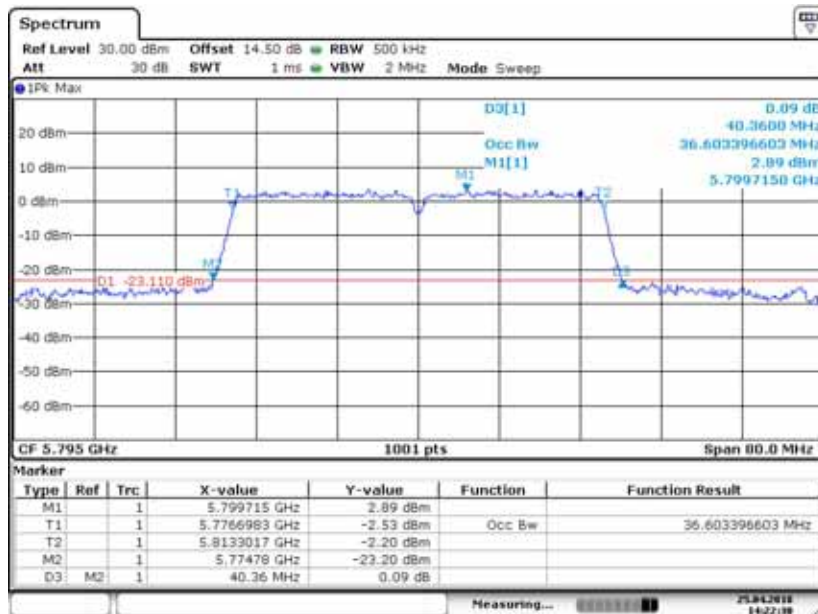
Date: 25 APR 2018 14:21:29

Emission Bandwidth&99% Occupied Bandwidth	UNII Band III
Test Model 802.11ac(VHT40) mode	Frequency(MHz) 5795
Ant0	



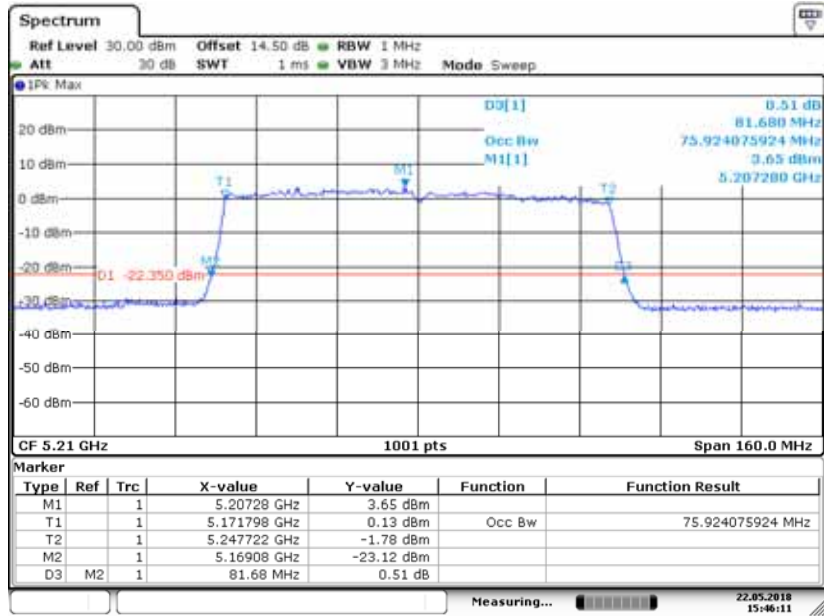
Date: 25 APR 2018 10:59:44

Ant1



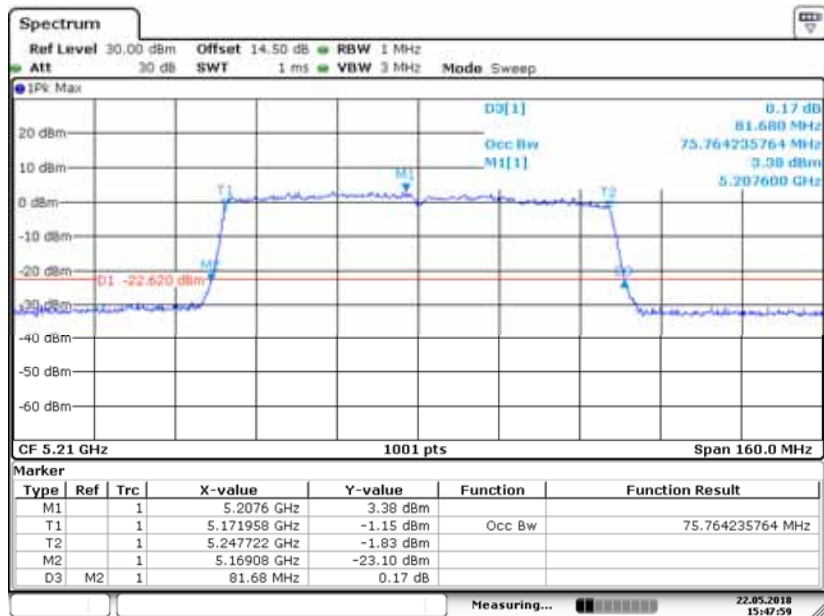
Date: 25 APR 2018 14:22:38

Emission Bandwidth&99% Occupied Bandwidth	UNII Band I
Test Model 802.11ac(VHT80) mode	Frequency(MHz) 5210
Ant0	



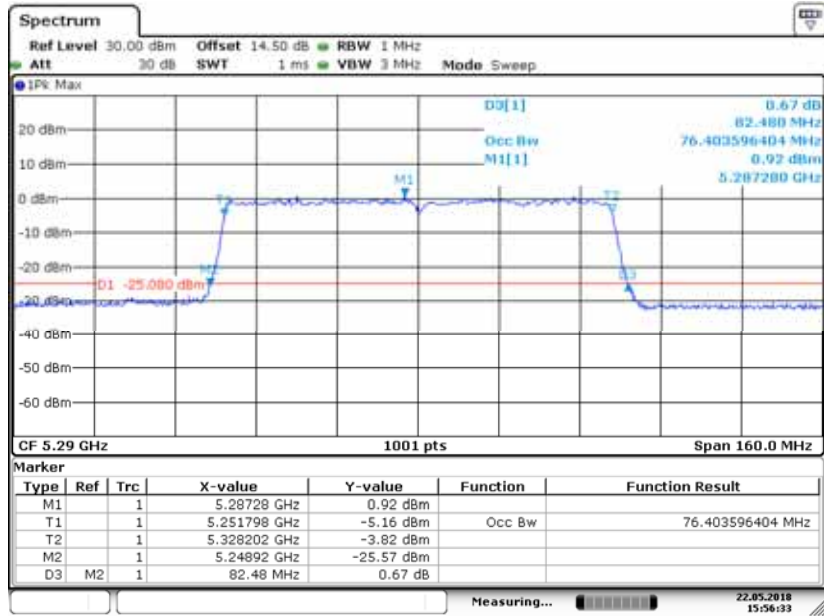
Date: 22.MAY.2018 15:46:11

Ant1



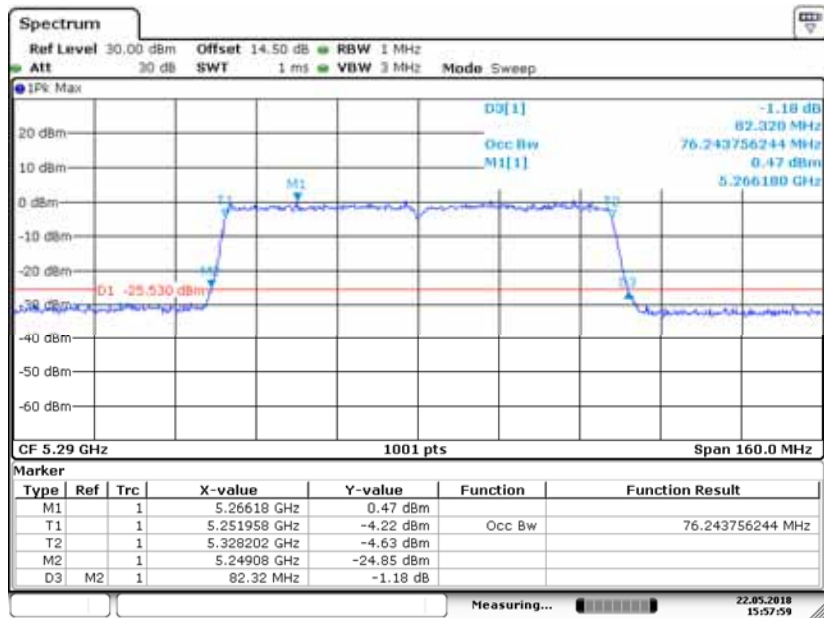
Date: 22.MAY.2018 15:47:59

Emission Bandwidth&99% Occupied Bandwidth	UNII Band II-A
Test Model 802.11ac(VHT80) mode	Frequency(MHz) 5290
Ant0	



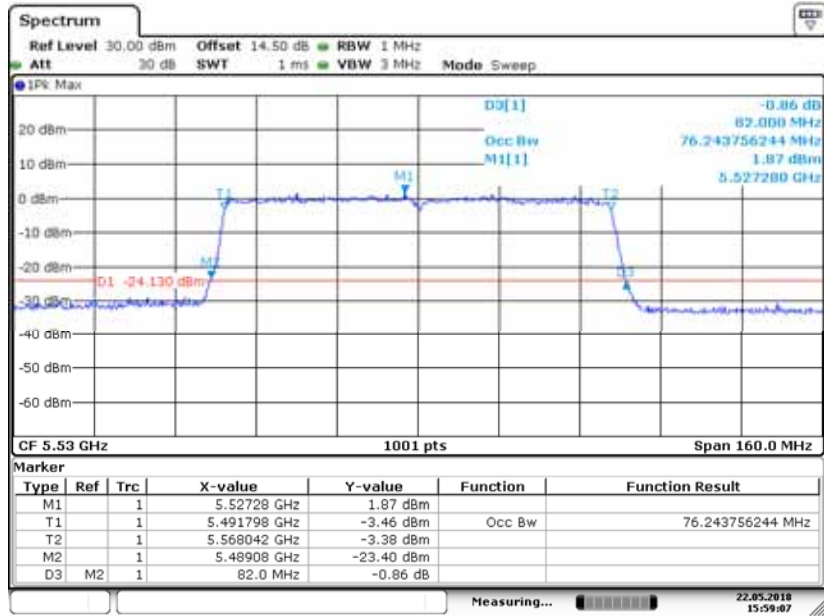
Date: 22.MAY.2018 15:56:33

Ant1



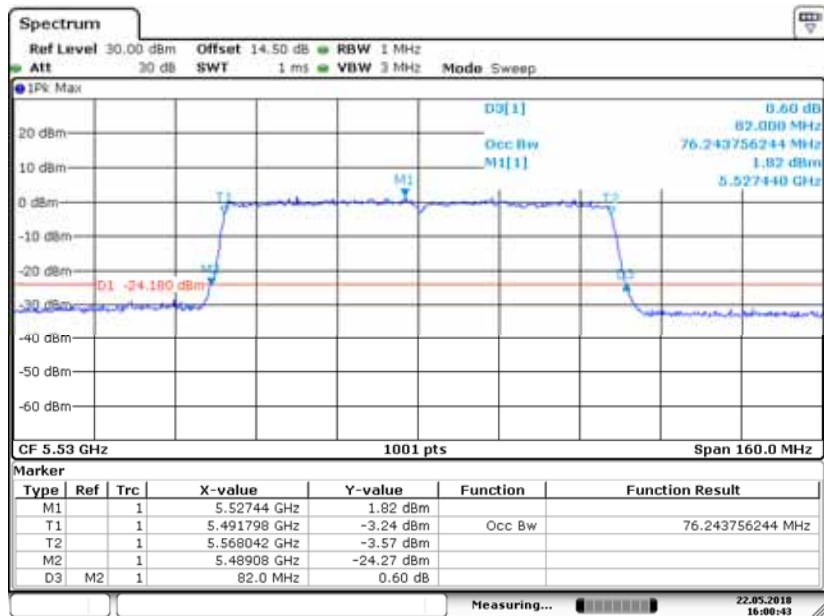
Date: 22.MAY.2018 15:57:58

Emission Bandwidth&99% Occupied Bandwidth	UNII Band II-C
Test Model 802.11ac(VHT80) mode	Frequency(MHz) 5530
Ant0	



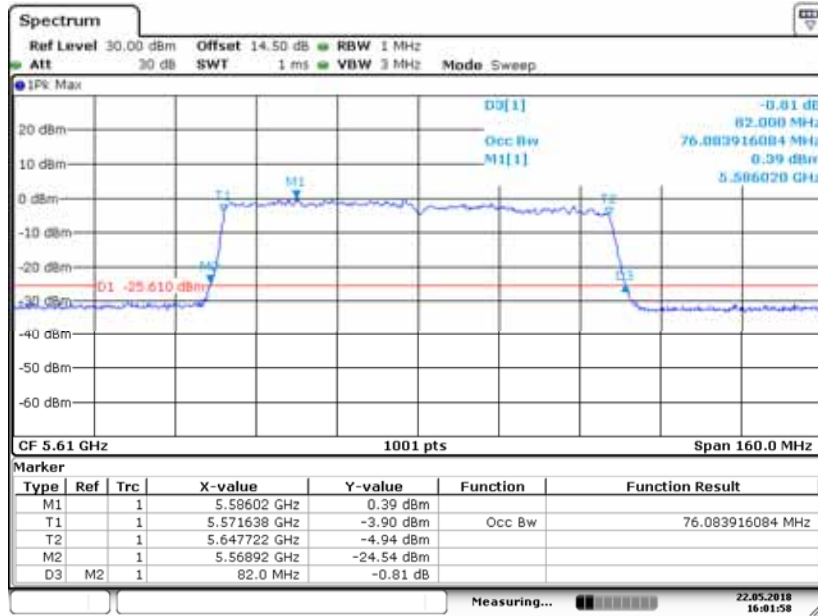
Date: 22.MAY.2018 15:59:07

Ant1



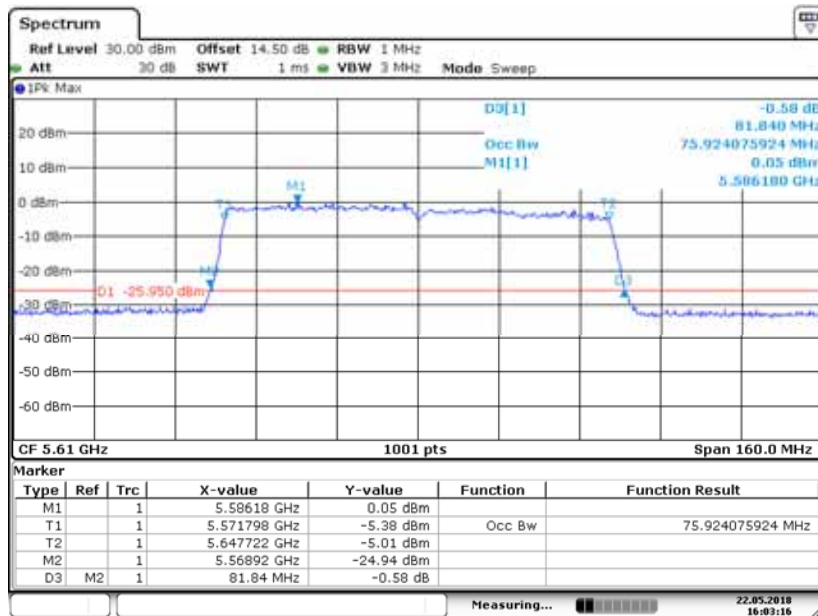
Date: 22.MAY.2018 16:00:43

Emission Bandwidth&99% Occupied Bandwidth	UNII Band II-C
Test Model 802.11ac(VHT80) mode	Frequency(MHz) 5610
Ant0	



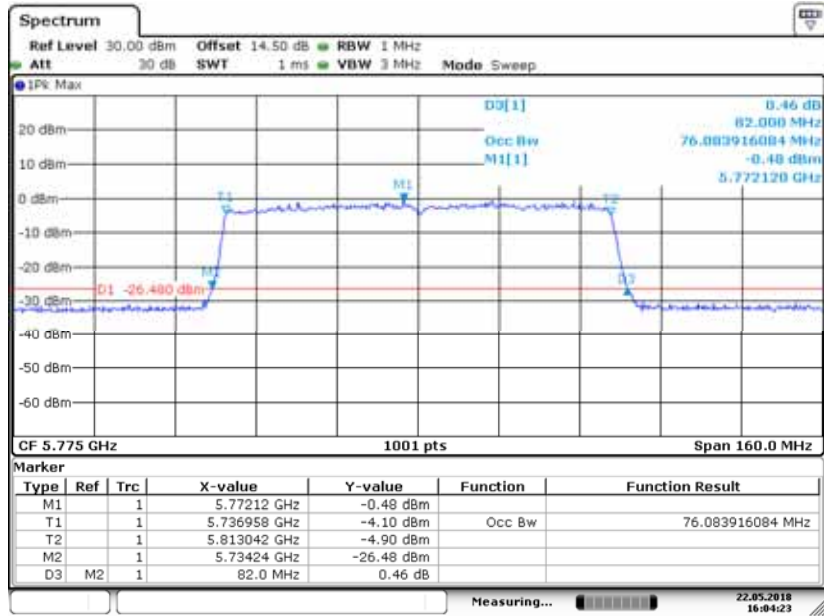
Date: 22.MAY.2018 16:01:58

Ant1



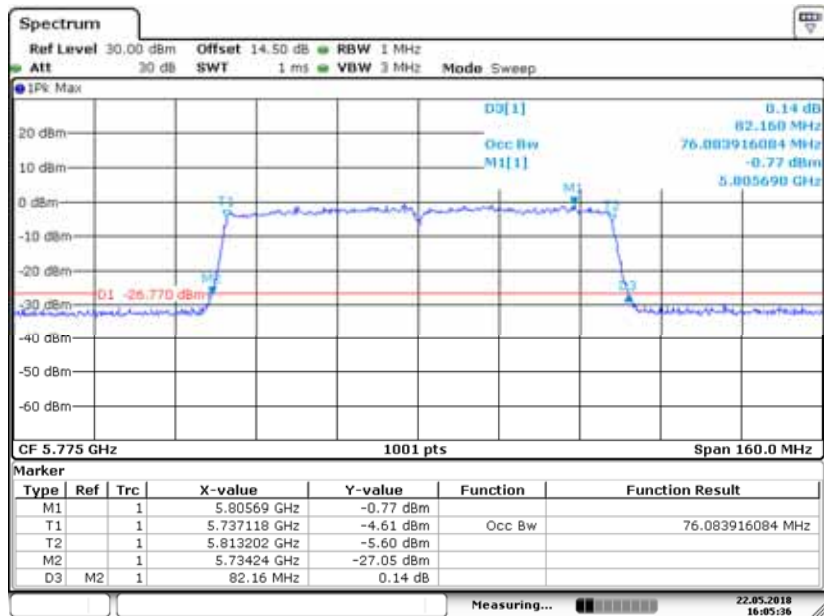
Date: 22.MAY.2018 16:03:16

Emission Bandwidth&99% Occupied Bandwidth	UNII Band III
Test Model 802.11ac(VHT80) mode	Frequency(MHz) 5775
Ant0	



Date: 22.MAY.2018 16:04:23

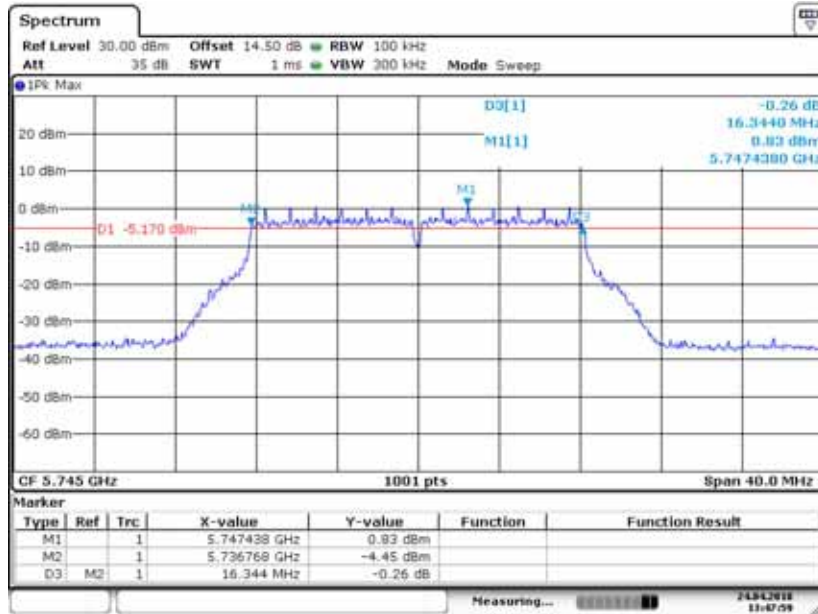
Ant1



Date: 22.MAY.2018 16:05:36

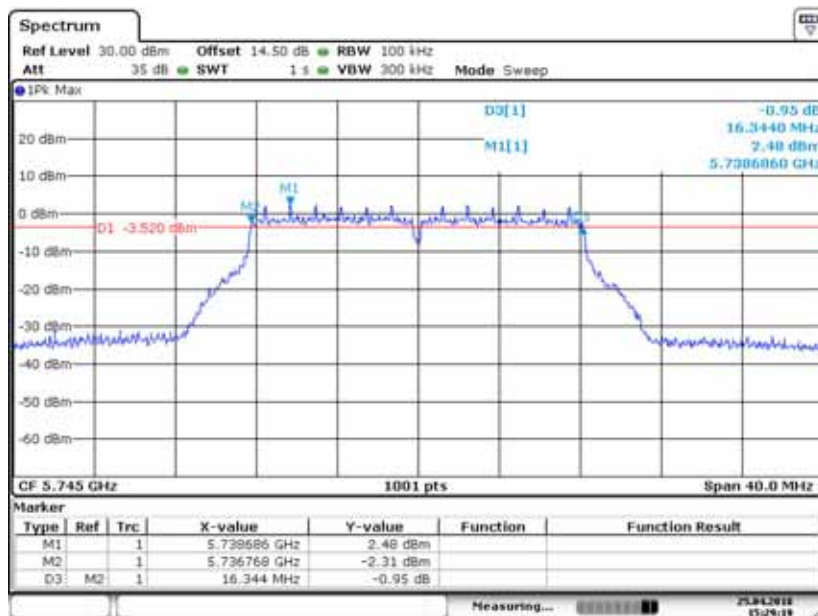
Minimum Emission Bandwidth
Test Model 802.11a mode
Ant0

UNII Band III
Frequency(MHz) 5745



Date: 24 APR 2018 13:47:59

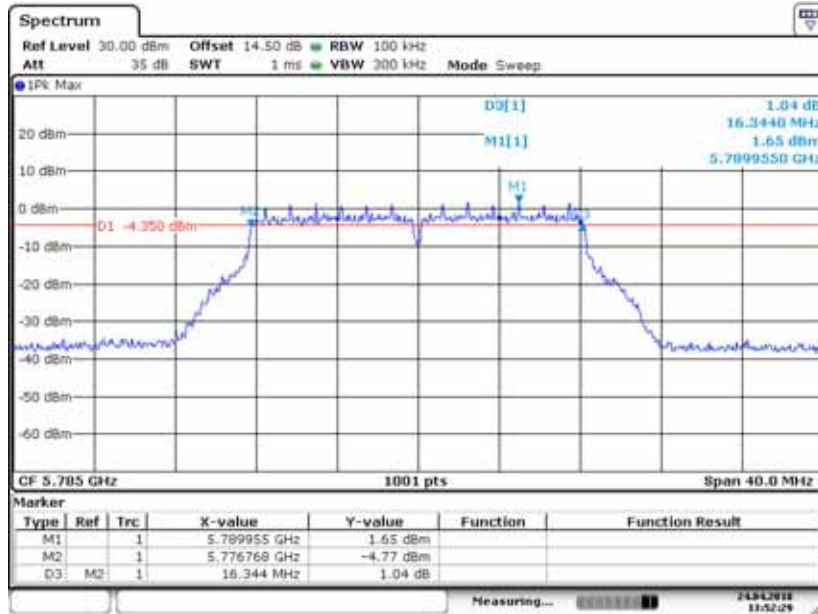
Ant1



Date: 25 APR 2018 15:29:18

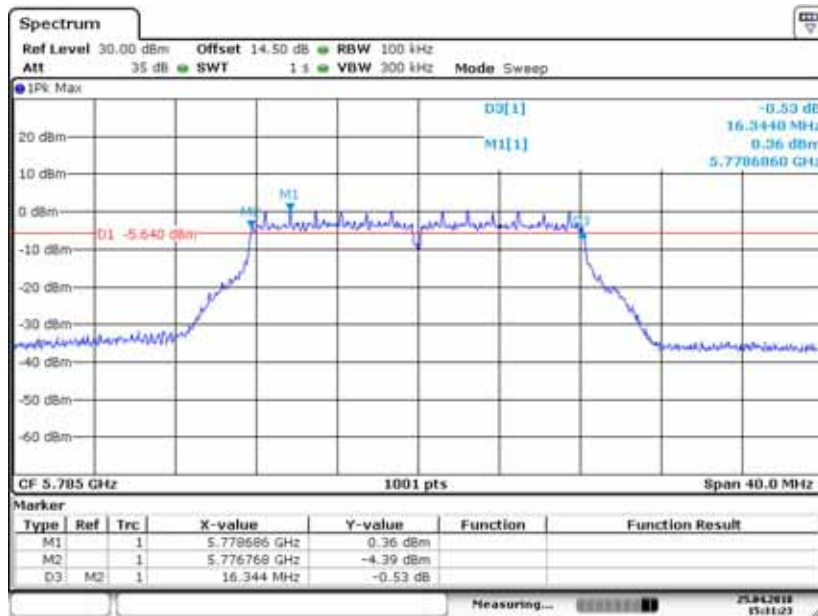
Minimum Emission Bandwidth
Test Model 802.11a mode
Ant0

UNII Band III
Frequency(MHz) 5785



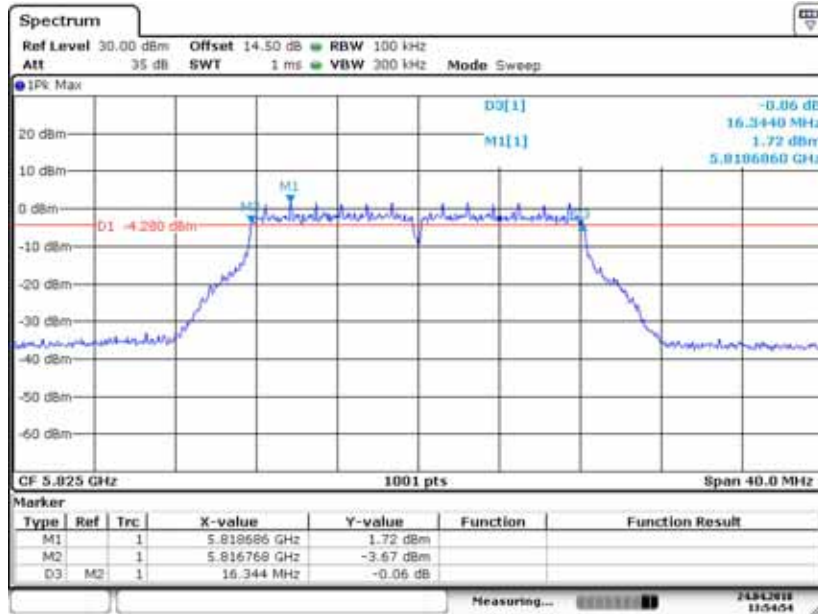
Date: 24 APR 2018 13:52:29

Ant1



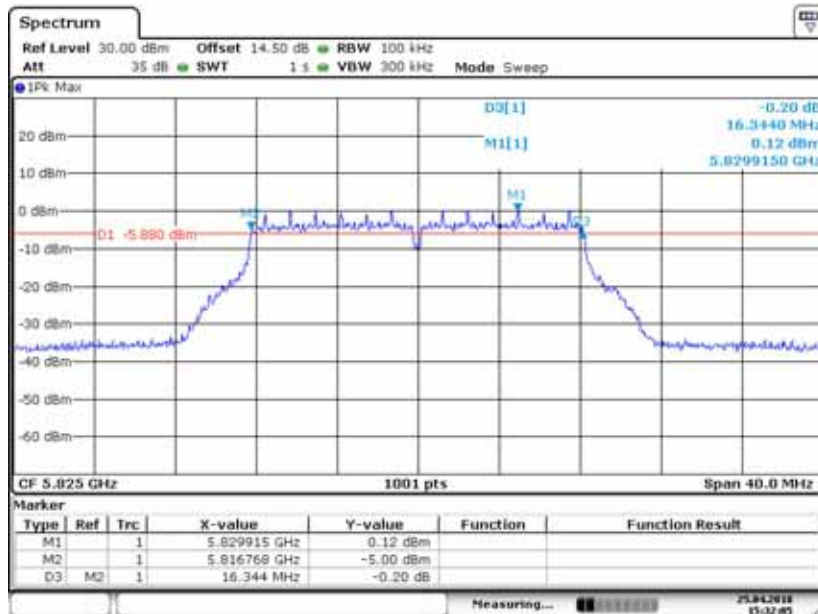
Date: 25 APR 2018 15:31:23

Minimum Emission Bandwidth	UNII Band III	
Test Model	802.11a mode	Frequency(MHz)
Ant0		5825



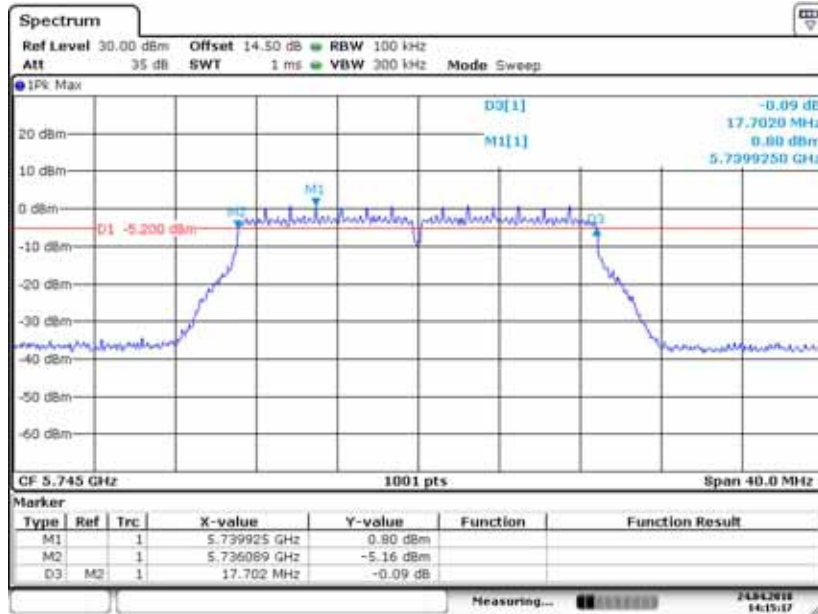
Date: 24 APR 2018 13:54:54

Ant1



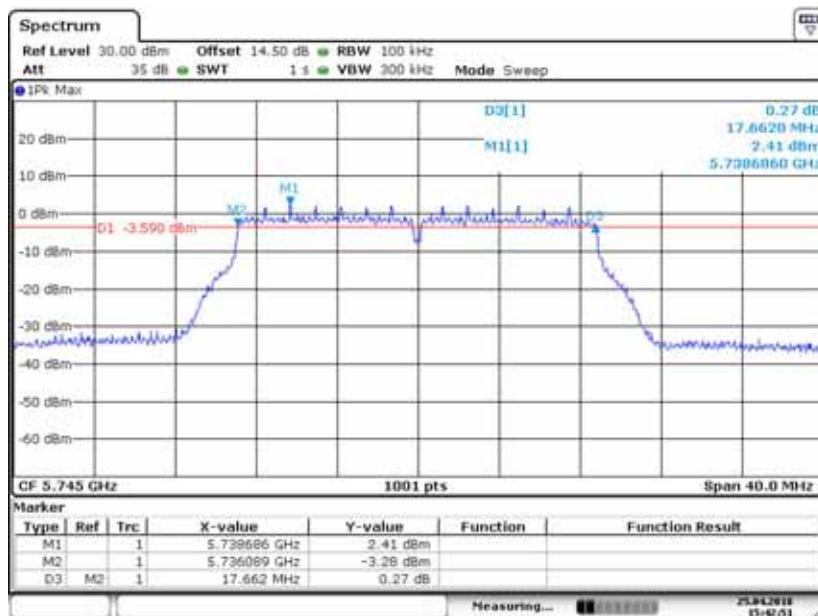
Date: 25 APR 2018 15:32:04

Minimum Emission Bandwidth	UNII Band III	
Test Model	802.11n(VHT20) mode	Frequency(MHz)
Ant0		5745



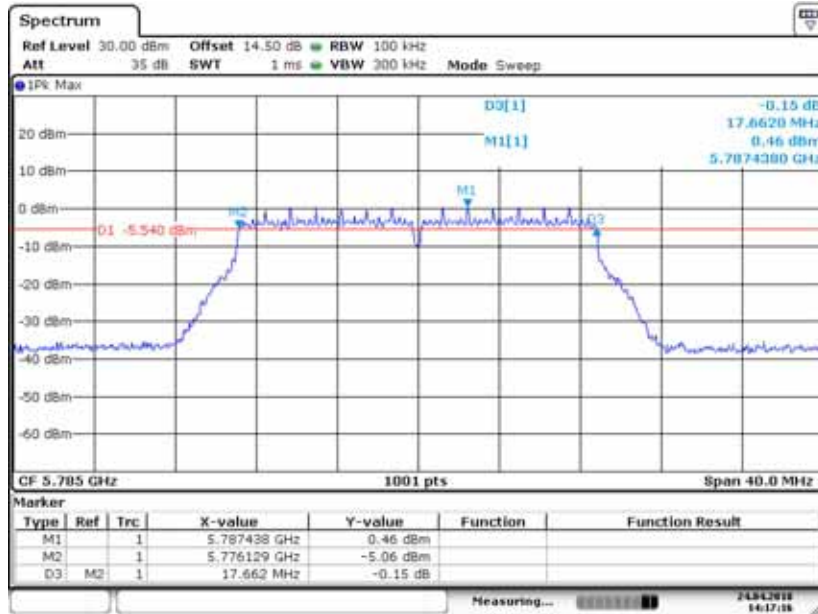
Date: 24 APR 2018 14:15:16

Ant1



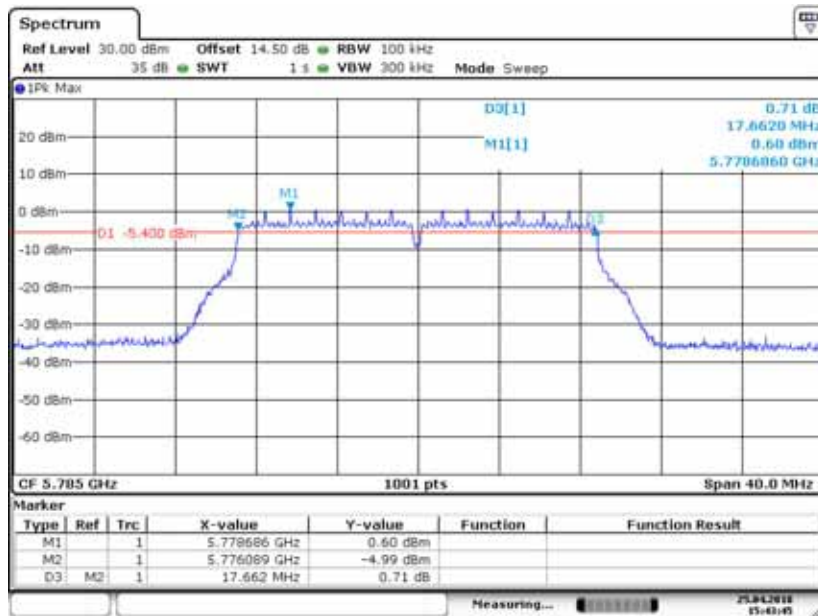
Date: 25 APR 2018 15:42:50

Minimum Emission Bandwidth	UNII Band III	
Test Model	802.11n(VHT20) mode	Frequency(MHz)
Ant0		5785



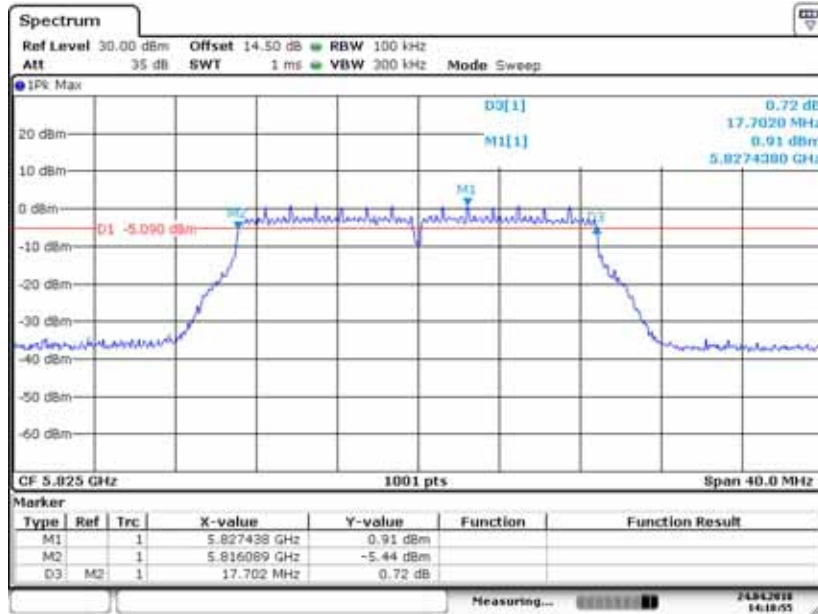
Date: 24 APR 2018 14:17:16

Ant1



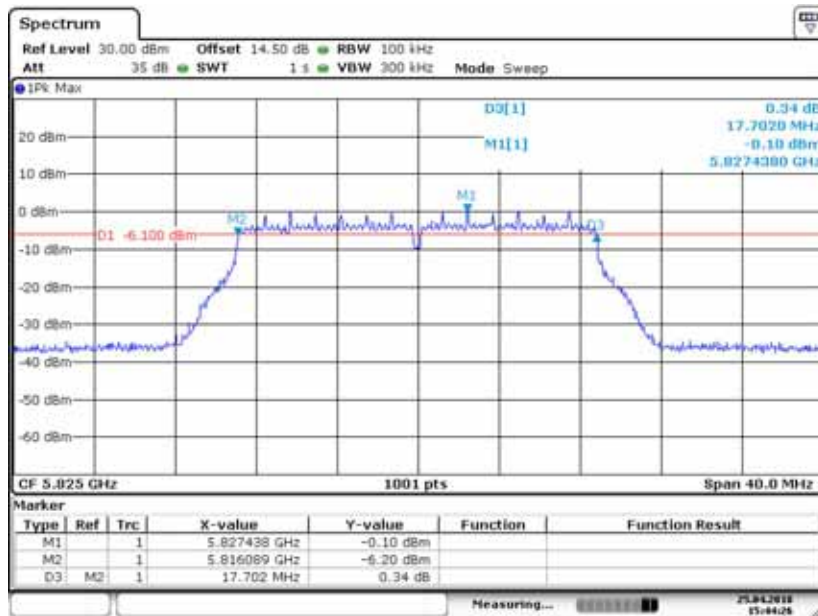
Date: 25 APR 2018 15:43:45

Minimum Emission Bandwidth	UNII Band III	
Test Model	802.11n(VHT20) mode	Frequency(MHz)
Ant0		5825



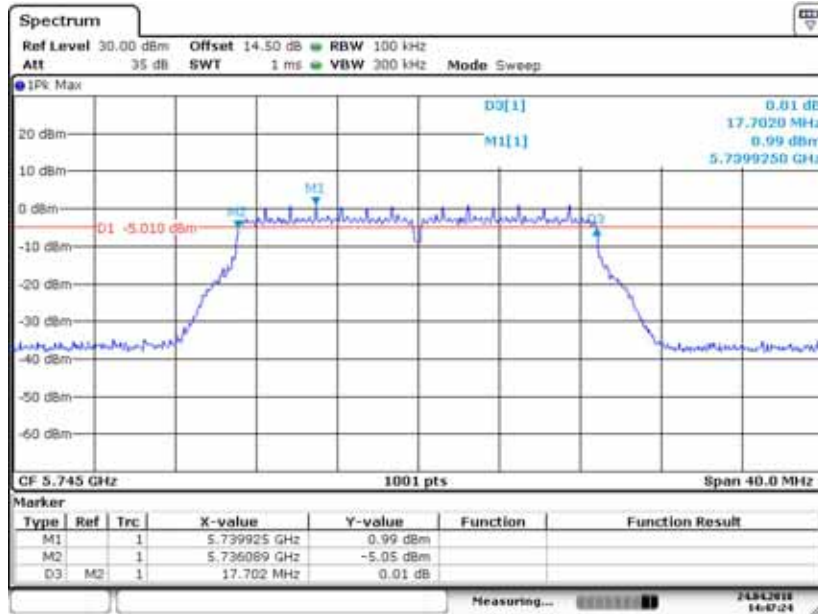
Date: 24 APR 2018 14:18:55

Ant1



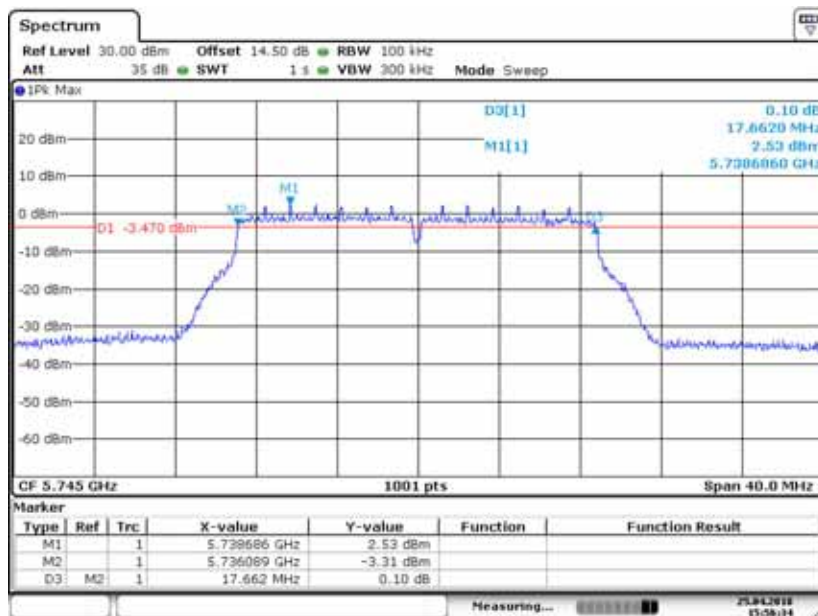
Date: 25 APR 2018 15:44:26

Minimum Emission Bandwidth	UNII Band III	
Test Model	802.11ac(VHT20) mode	Frequency(MHz)
Ant0		5745



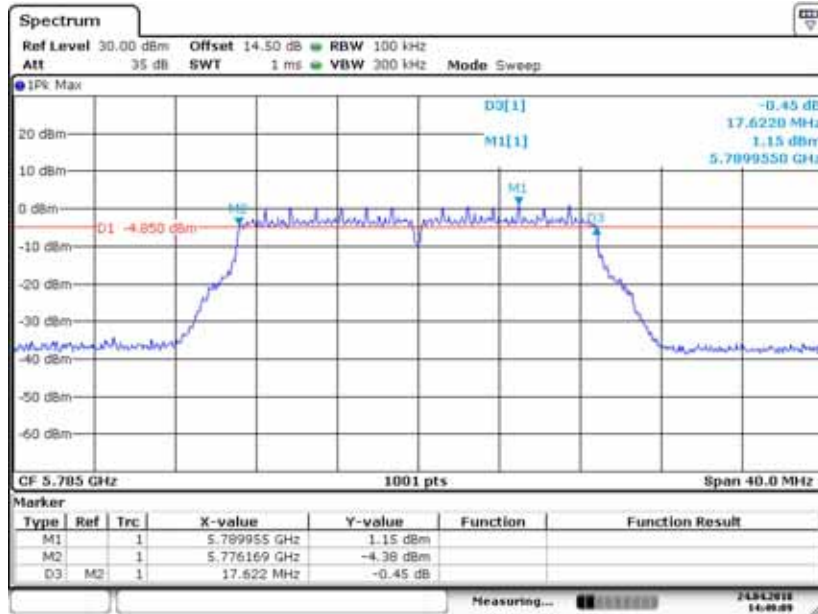
Date: 24 APR 2018 14:47:23

Ant1



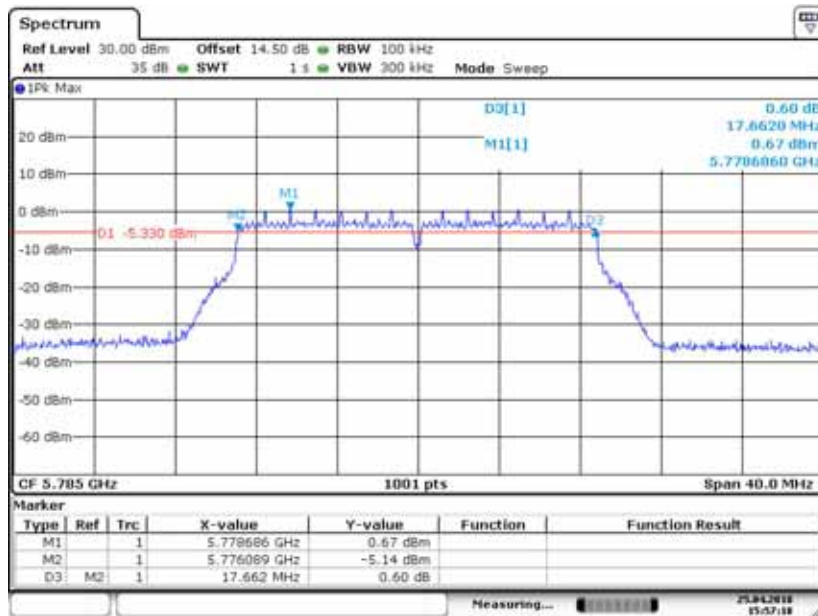
Date: 25 APR 2018 15:56:33

Minimum Emission Bandwidth	UNII Band III	
Test Model	802.11ac(VHT20) mode	Frequency(MHz)
Ant0		5785



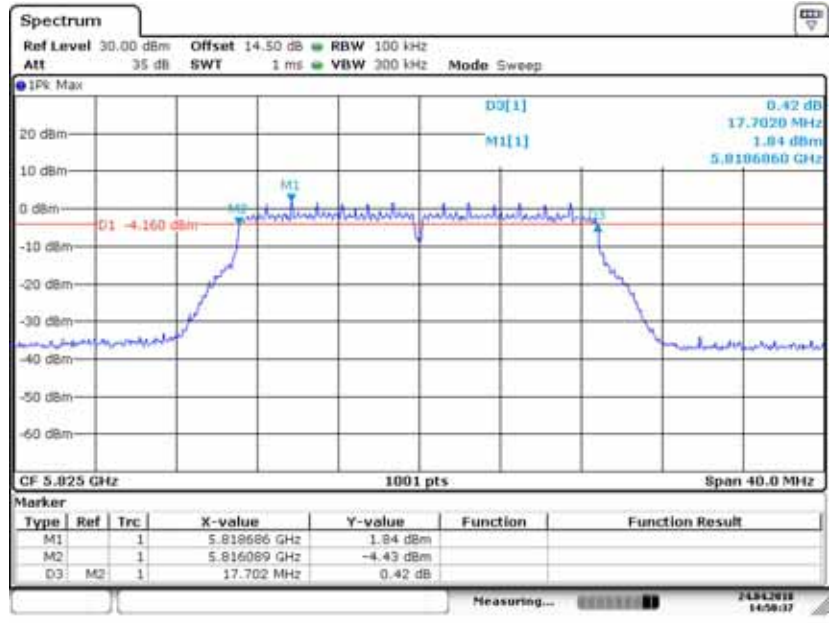
Date: 24 APR 2018 14:48:09

Ant1



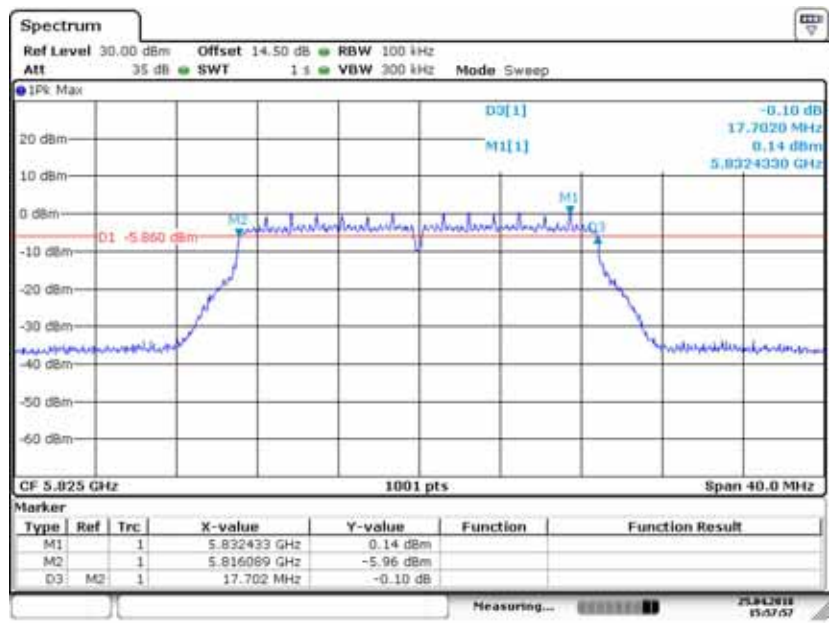
Date: 25 APR 2018 15:57:17

Minimum Emission Bandwidth	UNII Band III	
Test Model	802.11ac(VHT20) mode	Frequency(MHz)
Ant0		5825



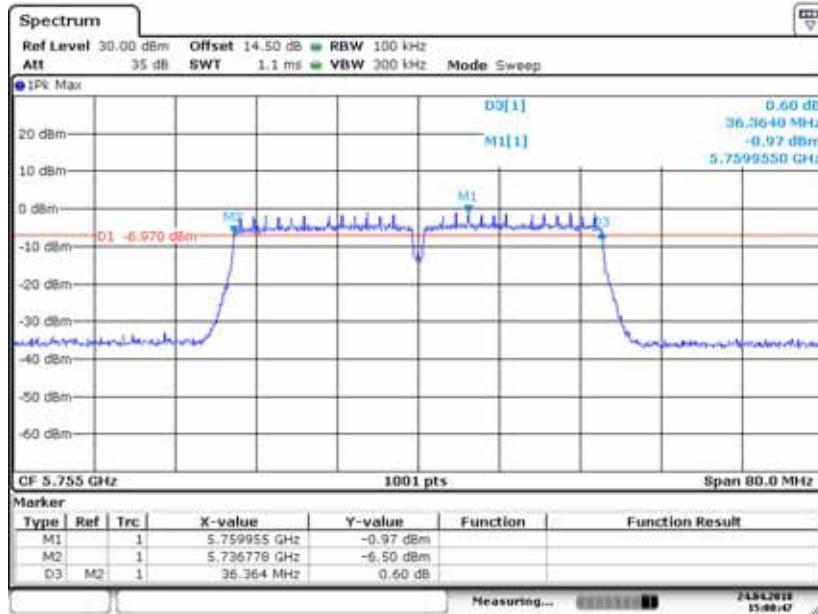
Date: 24 APR 2018 14:50:36

Ant1



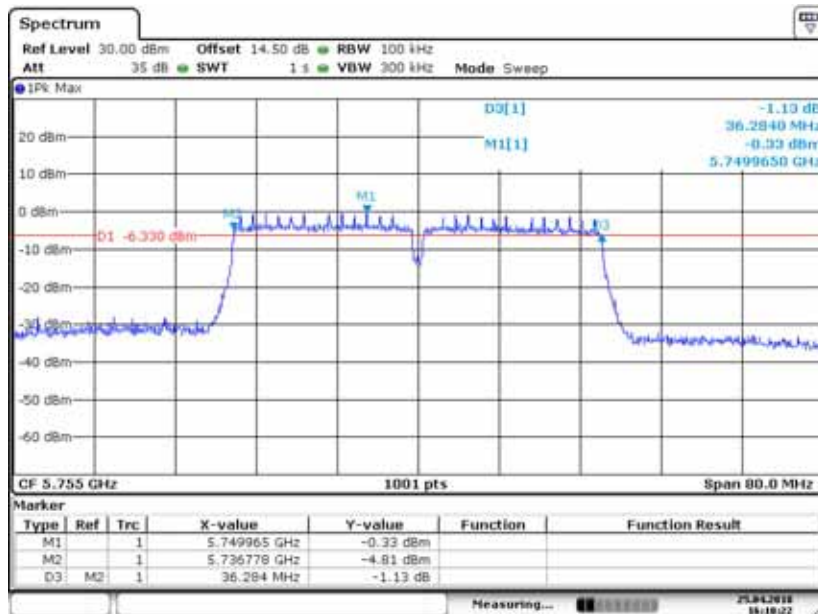
Date: 25 APR 2018 15:57:57

Minimum Emission Bandwidth	UNII Band III	
Test Model	802.11n(VHT40) mode	Frequency(MHz)
Ant0		5755



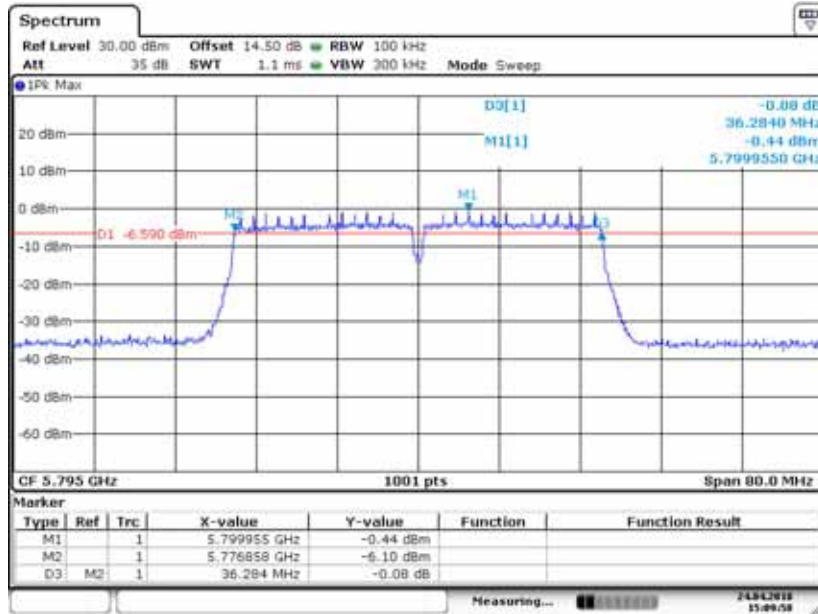
Date: 24 APR 2018 15:08:47

Ant1



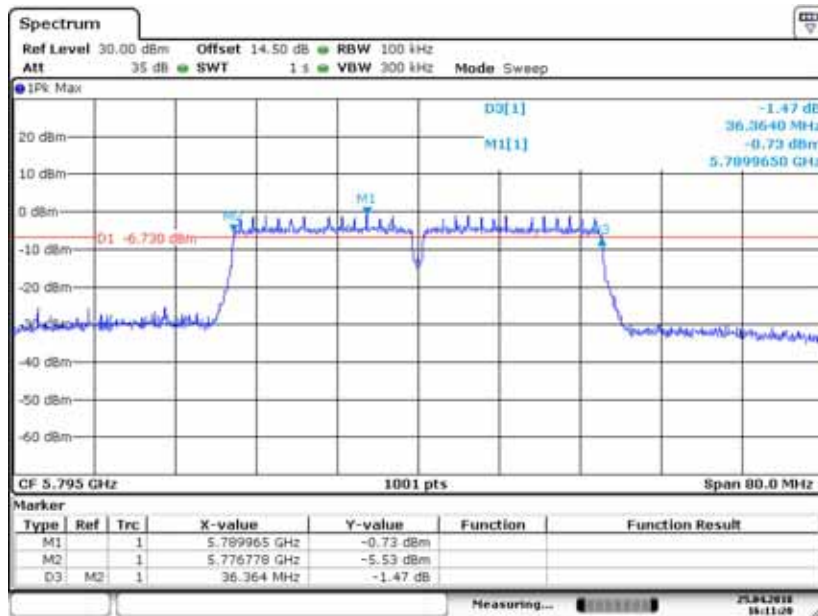
Date: 25 APR 2018 16:10:22

Minimum Emission Bandwidth	UNII Band III	
Test Model	802.11n(VHT40) mode	Frequency(MHz)
Ant0		5795



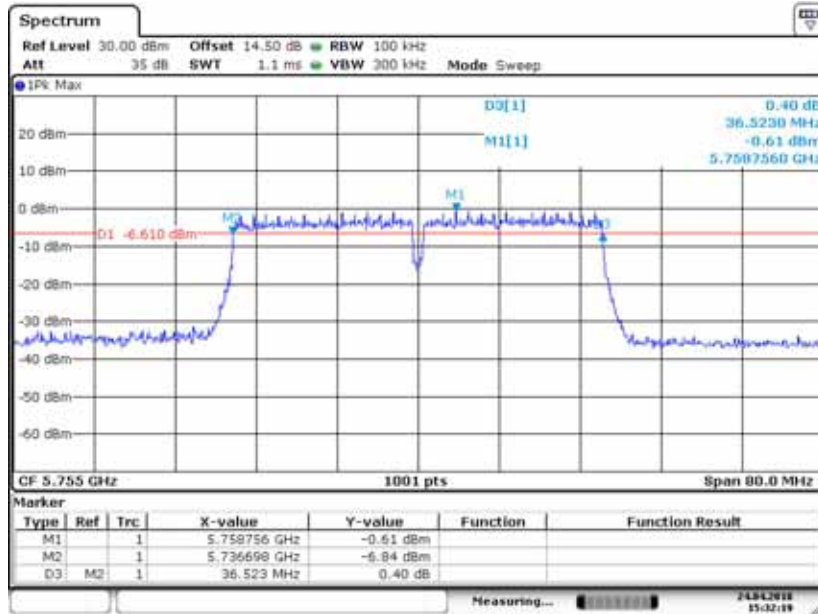
Date: 24 APR 2018 15:09:58

Ant1



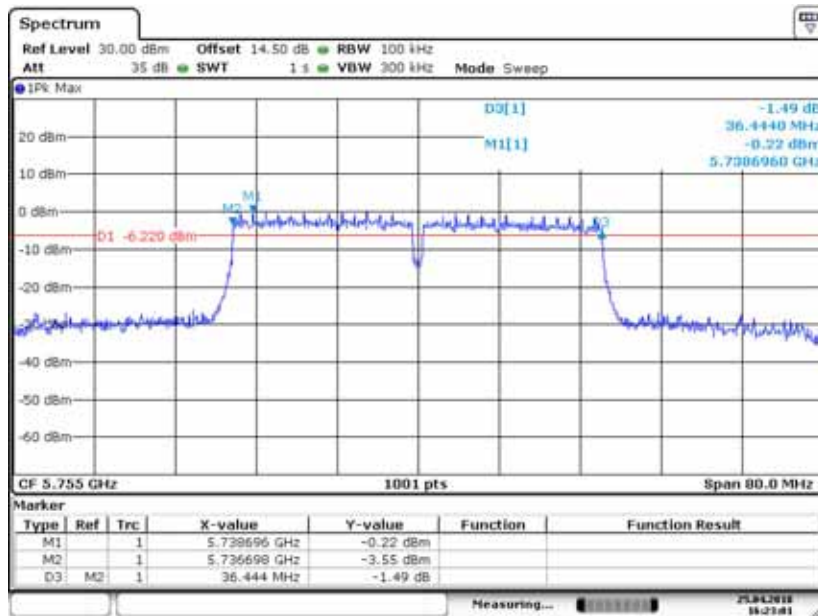
Date: 25 APR 2018 16:11:20

Minimum Emission Bandwidth	UNII Band III	
Test Model	802.11ac(VHT40) mode	Frequency(MHz)
Ant0		5755



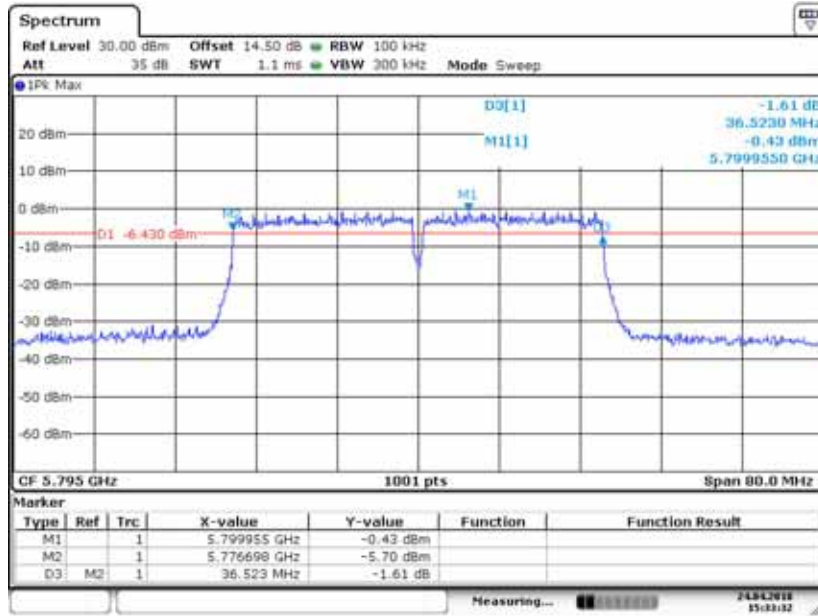
Date: 24 APR 2018 15:32:19

Ant1



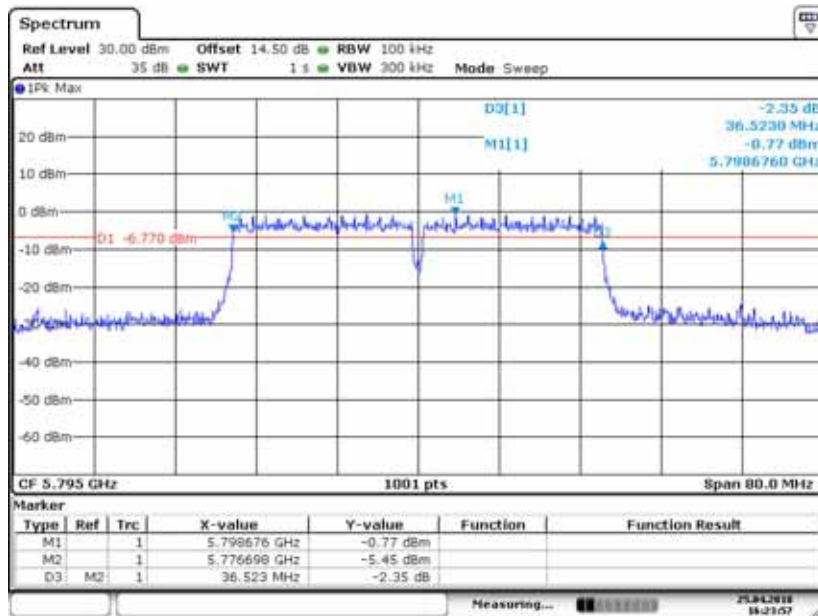
Date: 25 APR 2018 16:23:00

Minimum Emission Bandwidth	UNII Band III	
Test Model	802.11ac(VHT40) mode	Frequency(MHz)
Ant0		5795



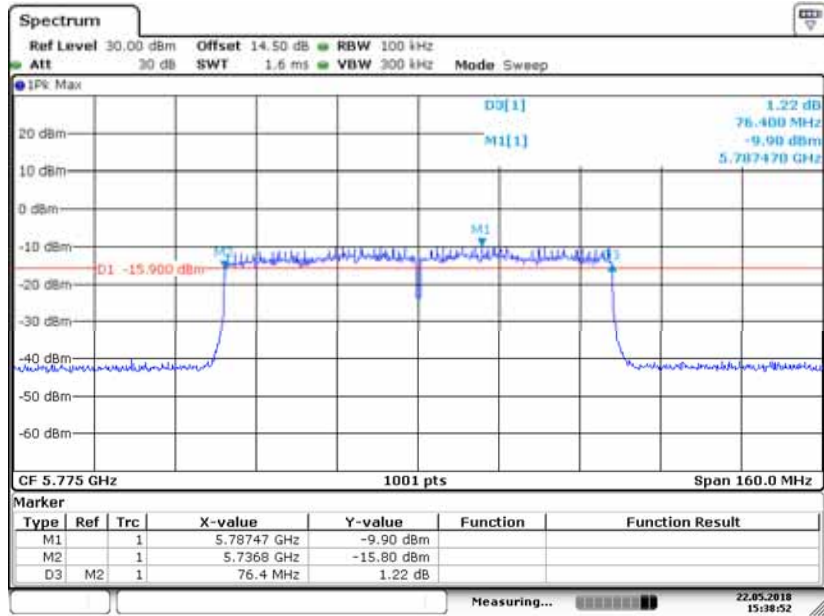
Date: 24 APR 2018 15:33:32

Ant1



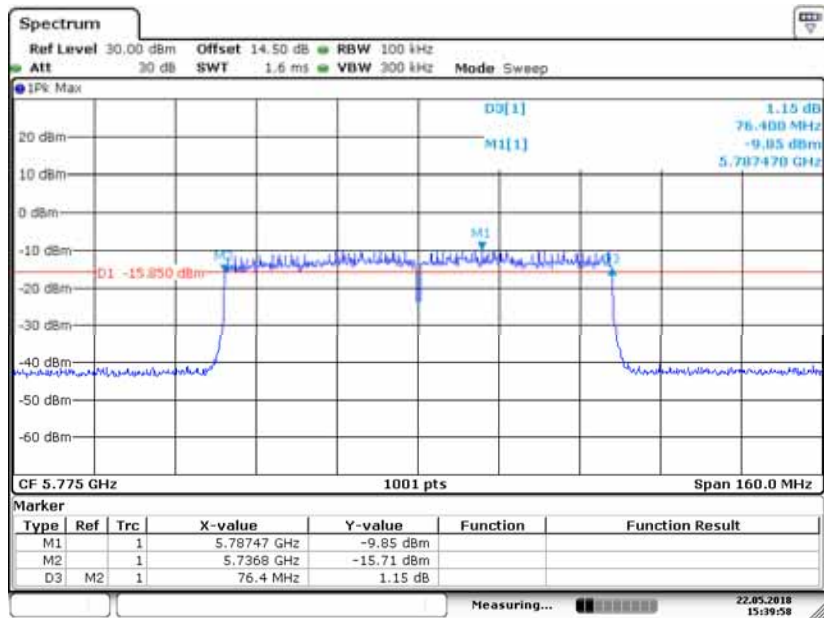
Date: 25 APR 2018 16:23:56

Minimum Emission Bandwidth	UNII Band III	
Test Model	802.11ac(VHT80) mode	Frequency(MHz)
Ant0		5775



Date: 22.MAY.2018 15:38:52

Ant1



Date: 22.MAY.2018 15:39:58

8.2 MAXIMUM CONDUCTED OUTPUT POWER

8.2.1 Applicable Standard

According to FCC Part 15.407(a)(1) for UNII Band I

According to FCC Part 15.407(a)(2) for UNII Band II-A and UNII Band II-C

According to FCC Part 15.407(a)(3) for UNII Band III

According to 789033 D02 Section II(E)

8.2.2 Conformance Limit

■ For the band 5.15-5.25 GHz,

(a) (1) (i) For an outdoor access point operating in the band 5.15-5.25 GHz, the maximum conducted output power over the frequency band of operation shall not exceed 1 W provided the maximum antenna gain does not exceed 6 dBi. If transmitting antennas of directional gain greater than 6 dBi are used, both the maximum conducted output power and the maximum power spectral density shall be reduced by the amount in dB that the directional gain of the antenna exceeds 6 dBi. The maximum e.i.r.p. at any elevation angle above 30 degrees as measured from the horizon must not exceed 125 mW (21 dBm).

(a) (1) (ii) For an indoor access point operating in the band 5.15-5.25 GHz, the maximum conducted output power over the frequency band of operation shall not exceed 1 W provided the maximum antenna gain does not exceed 6 dBi. If transmitting antennas of directional gain greater than 6 dBi are used, both the maximum conducted output power and the maximum power spectral density shall be reduced by the amount in dB that the directional gain of the antenna exceeds 6 dBi.

(a) (1) (iii) For fixed point-to-point access points operating in the band 5.15-5.25 GHz, the maximum conducted output power over the frequency band of operation shall not exceed 1 W. Fixed point-to-point U-NII devices may employ antennas with directional gain up to 23 dBi without any corresponding reduction in the maximum conducted output power or maximum power spectral density. For fixed point-to-point transmitters that employ a directional antenna gain greater than 23 dBi, a 1 dB reduction in maximum conducted output power and maximum power spectral density is required for each 1 dB of antenna gain in excess of 23 dBi. Fixed, point-to-point operations exclude the use of point-to-multipoint systems, omnidirectional applications, and multiple collocated transmitters transmitting the same information. The operator of the U-NII device, or if the equipment is professionally installed, the installer, is responsible for ensuring that systems employing high gain directional antennas are used exclusively for fixed, point-to-point operations.

(a) (1) (iv) For mobile and portable client devices in the 5.15-5.25 GHz band, the maximum conducted output power over the frequency band of operation shall not exceed 250 mW provided the maximum antenna gain does not exceed 6 dBi. If transmitting antennas of directional gain greater than 6 dBi are used, both the maximum conducted output power and the maximum power spectral density shall be reduced by the amount in dB that the directional gain of the antenna exceeds 6 dBi.

■ For the 5.25-5.35 GHz and 5.47-5.725 GHz bands

(a) (2) the maximum conducted output power over the frequency bands of operation shall not exceed the lesser of 250 mW or $11 \text{ dBm} + 10 \log B$, where B is the 26 dB emission bandwidth in megahertz. In addition, the maximum power spectral density shall not exceed 11 dBm in any 1 megahertz band. If transmitting antennas of directional gain greater than 6 dBi are used, both the maximum conducted output power and the maximum power spectral density shall be reduced by the amount in dB that the directional gain of the antenna exceeds 6 dBi.

■ For the band 5.725-5.85 GHz

(a) (3) For the band 5.725-5.85 GHz, the maximum conducted output power over the frequency band of operation shall not exceed 1 W. In addition, the maximum power spectral density shall not exceed 30 dBm in any 500-kHz band. If transmitting antennas of directional gain greater than 6 dBi are used, both the maximum conducted output power and the maximum power spectral density shall be reduced by the amount in dB that the directional gain of the antenna exceeds 6 dBi.

8.2.3 Test Configuration

Test according to clause 6.1 radio frequency test setup

8.2.4 Test Procedure

The maximum average conducted output power can be measured using Method PM-G (Measurement using a gated RF average power meter):

Measurements may be performed using a wideband gated RF power meter provided that the gate parameters are adjusted such that the power is measured only when the EUT is transmitting at its maximum power control level. Since the measurement is made only during the ON time of the transmitter, no duty cycle correction factor is required.

- a. The Transmitter output (antenna port) was connected to the power meter.
- b. Turn on the EUT and power meter and then record the power value.
- c. Repeat above procedures on all channels needed to be tested.

8.2.5 Test Results

<input checked="" type="checkbox"/> 802.11a mode						
Temperature :		28	Test Date :		April 24, 2018	
Humidity :		65 %	Test By:		King Kong	
Band	Channel Number	Channel Freq. (MHz)	Conducted Output Power(dBm)		Limit (dBm)	Verdict
			Ant0	Ant1		
UNII Band I	CH36	5180	13.80	14.30	22.49	Pass
	CH40	5200	13.67	14.18	22.49	Pass
	CH48	5240	13.59	13.86	22.49	Pass
UNII Band II-A	CH52	5260	13.40	14.29	22.49	Pass
	CH56	5280	13.37	14.30	22.49	Pass
	CH64	5320	13.31	13.85	22.49	Pass
UNII Band II-C	CH100	5500	13.50	13.36	22.49	Pass
	CH120	5600	13.28	13.35	22.49	Pass
	CH140	5700	13.34	13.35	22.49	Pass
UNII Band III	CH149	5745	13.73	13.51	28.49	Pass
	CH157	5785	13.39	13.33	28.49	Pass
	CH165	5825	13.21	13.76	28.49	Pass
Note: N/A (Not Applicable)						

<input checked="" type="checkbox"/> 802.11n(HT20) mode							
Temperature :		28	Test Date :		April 24, 2018		
Humidity :		65 %	Test By:		King Kong		
Band	Channel Number	Channel Freq. (MHz)	Conducted Output Power(dBm)			Limit (dBm)	Verdict
			Ant0	Ant1	Ant0+Ant1		
UNII Band I	CH36	5180	13.42	14.15	16.81	22.49	Pass
	CH40	5200	13.43	13.94	16.70	22.49	Pass
	CH48	5240	13.25	13.82	16.55	22.49	Pass
UNII Band II-A	CH52	5260	13.09	14.12	16.65	22.49	Pass
	CH56	5280	13.09	14.07	16.62	22.49	Pass
	CH64	5320	13.07	13.77	16.44	22.49	Pass
UNII Band II-C	CH100	5500	13.44	13.22	16.34	22.49	Pass
	CH120	5600	13.33	13.25	16.30	22.49	Pass
	CH140	5700	13.04	13.12	16.09	22.49	Pass
UNII Band III	CH149	5745	13.76	13.64	16.71	28.49	Pass
	CH157	5785	13.13	13.44	16.30	28.49	Pass
	CH165	5825	13.19	14.12	16.69	28.49	Pass

802.11ac(VHT20) mode

Temperature :	28	Test Date :	April 24, 2018
Humidity :	65 %	Test By:	King Kong

Band	Channel Number	Channel Freq. (MHz)	Conducted Output Power(dBm)			Limit (dBm)	Verdict
			Ant0	Ant1	Ant0+Ant1		
UNII Band I	CH36	5180	14.28	14.18	17.24	22.49	Pass
	CH40	5200	14.09	13.95	17.03	22.49	Pass
	CH48	5240	13.84	13.74	16.80	22.49	Pass
UNII Band II-A	CH52	5260	13.66	14.01	16.85	22.49	Pass
	CH56	5280	13.83	14.02	16.94	22.49	Pass
	CH64	5320	13.49	13.78	16.65	22.49	Pass
UNII Band II-C	CH100	5500	13.37	13.19	16.29	22.49	Pass
	CH120	5600	13.32	13.18	16.26	22.49	Pass
	CH140	5700	13.05	13.72	16.41	22.49	Pass
UNII Band III	CH149	5745	13.70	13.72	16.72	28.49	Pass
	CH157	5785	13.12	13.39	16.27	28.49	Pass
	CH165	5825	13.17	14.37	16.82	28.49	Pass

 802.11n(HT40) mode

Temperature :	28	Test Date :	April 24, 2018
Humidity :	65 %	Test By:	King Kong

Band	Channel Number	Channel Freq. (MHz)	Conducted Output Power(dBm)			Limit (dBm)	Verdict
			Ant0	Ant1	Ant0+Ant1		
UNII Band I	CH38	5190	14.32	14.13	17.24	22.49	Pass
	CH46	5230	14.03	13.88	16.97	22.49	Pass
UNII Band II-A	CH54	5270	13.83	14.16	17.01	22.49	Pass
	CH62	5310	13.88	13.64	16.77	22.49	Pass
UNII Band II-C	CH102	5510	13.14	12.76	15.96	22.49	Pass
	CH118	5590	13.39	12.53	15.99	22.49	Pass
	CH134	5670	13.01	12.50	15.77	22.49	Pass
UNII Band III	CH151	5755	13.71	12.66	16.23	28.49	Pass
	CH159	5795	12.75	13.04	15.91	28.49	Pass

 802.11ac(VHT40) mode

Temperature :	28	Test Date :	April 24, 2018
Humidity :	65 %	Test By:	King Kong

Band	Channel Number	Channel Freq. (MHz)	Conducted Output Power(dBm)			Limit (MHz)	Verdict
			Ant0	Ant1	Ant0+Ant1		
UNII Band I	CH38	5190	14.62	14.34	17.49	22.49	Pass
	CH46	5230	14.14	14.14	17.15	22.49	Pass
UNII Band II-A	CH54	5270	14.06	14.41	17.25	22.49	Pass
	CH62	5310	13.96	14.04	17.01	22.49	Pass
UNII Band II-C	CH102	5510	13.31	12.89	16.12	22.49	Pass
	CH118	5590	13.61	12.62	16.15	22.49	Pass
	CH134	5670	13.18	12.56	15.89	22.49	Pass
UNII Band III	CH151	5755	13.89	12.68	16.34	28.49	Pass
	CH159	5795	12.90	13.07	16.00	28.49	Pass

802.11ac(VHT80) mode

Temperature : 28 Test Date : February 07, 2018
 Humidity : 65 % Test By: King Kong

Band	Channel Number	Channel Freq. (MHz)	Conducted Output Power(dBm)			Limit (dBm)	Verdict
			Ant0	Ant1	Ant0+Ant1		
UNII Band I	CH42	5210	8.74	8.63	11.70	22.49	Pass
UNII Band II-A	CH58	5290	6.70	6.70	9.71	22.49	Pass
UNII Band II-C	CH106	5530	7.28	7.30	10.30	22.49	Pass
	CH122	5610	5.28	5.31	8.31	22.49	Pass
UNII Band III	CH155	5775	5.12	5.17	8.16	28.49	Pass