

Product specification

Quick Reference Date

	Antenna module on the system board	
Frequenc Range	2400 ~ 2483.5MHz	
Ant. Port Input Pwr. (dBm)	0 (Typ. BT class 2 output power)	
Tot. Rad. Pwr. (dBm)	-1.2 (Input pwr - loss pwr)	
Peak EIRP (dBm)		
Efficiency (dB)	30.88%	
Gain (dBi)	-1.9 (Avg Gain XY-plane)	
Input Impedence(ohm)	50	
Polarization Type	Vertical & Horizontal	
V. S.W. R	< 1.4	

All the technical data and information contained herein are subject to change without prior notice

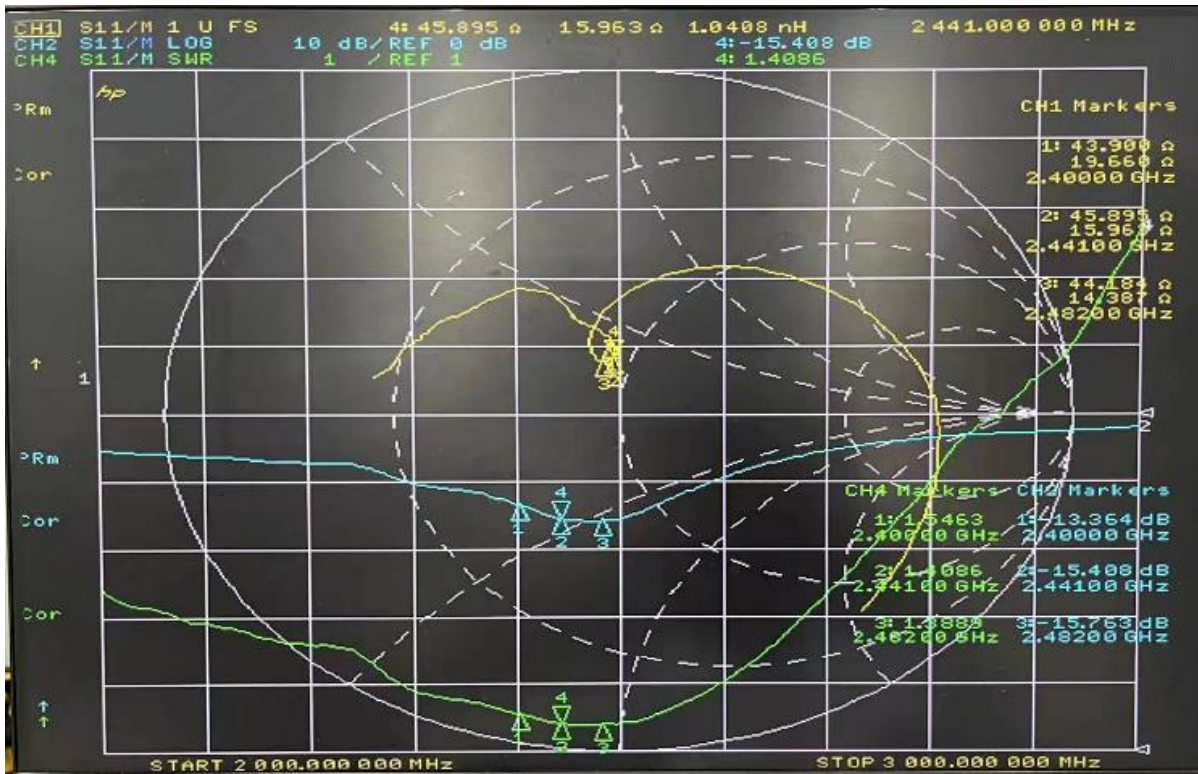
Antenna Layout & module on the system board




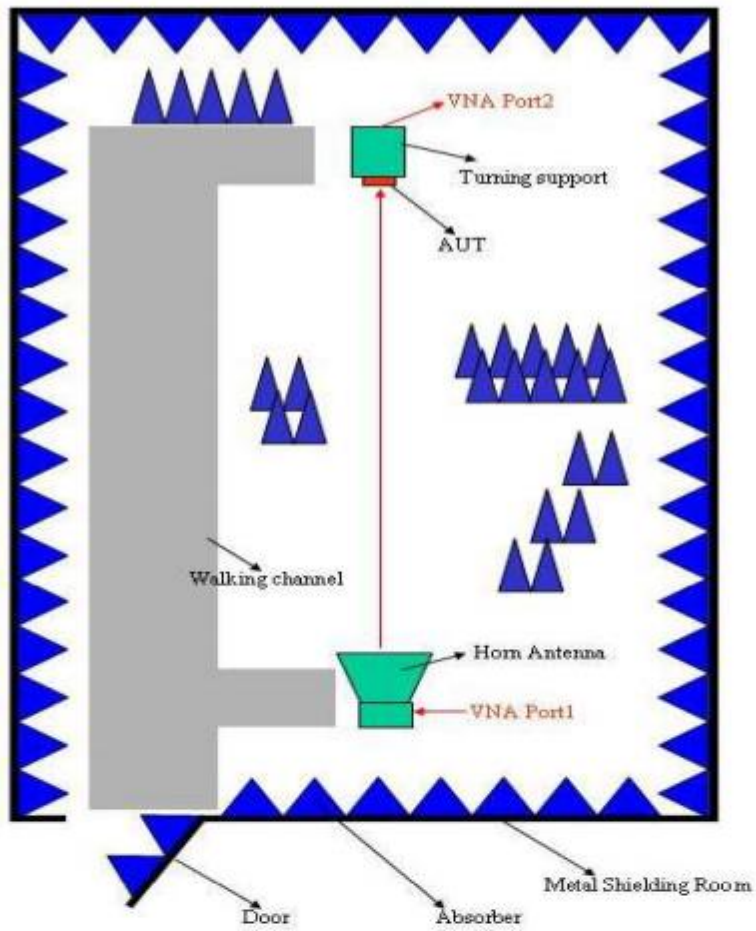
Antenna Gain

frequency	Gain
2400	-2.1
2410	-2.35
2420	-2.19
2430	-2
2440	-1.9
2450	-1.98
2460	-2.12
2470	-2.22
2480	-2.41

Return Loss



The Environment of Antenna Radiation Pattern



3D radiation pattern diagram

